




RANKS INTERNATIONAL
MANUFACTURING EXCAVATOR SPARE PARTS

The Catalouge 2023



RI/CP/001



6G-4134

HEADED PIN / STEEL
UNPLATED

No Puller Hole
--

UNDERGROUND ARTICULATED TRUCK
AD30 AD40 AD45 AD45B AD55 AD55B AD60 AD63 AE40 II
OFF-HIGHWAY TRUCK
69D 768C 769C 769D 771C 771D 772B 773B 773D 773E 775B
775D 775E 776 776B 776C 776D 777
777B 777C 777D 784B 784C 785 785B 785C 785D 789 789B
789C 789D 793 793B 793C 793D 797 797B

WHEEL TRACTOR-SCRAPER
621E 621F 621S 623E 623F 627E 627F 631E
633E II 637E 651E 657E
ENGINEER SUPPORT TRACTOR
30/30 DEUCE
ARTICULATED DUMP TRUCK
D250E D300E D350E D400E

RI/CP/002



8D-4689

STRAIGHT PIN / STEEL
HARD CHROME PLATED

Puller Hole
None

MOTOR GRADER
12G 130G 140G 160G

RI/CP/003



9R-2641

HEADED PIN / STEEL
ZINC PLATED

No Puller Hole
--

BACKHOE LOADER
416 416B 426 426B 428 428B 436 436B 438 438B 446 446B

RI/CP/004



6P-4917

HEADED PIN / STEEL
UNPLATED

Puller Hole
--

MOTOR GRADER
120G 12G 130G 140G 14G 14H 14H NA 160G
16G 16H 16H NA

RI/CP/005



146-8981

STRAIGHT PIN/ STEEL
NICKEL PLATED

No Puller Hole
--

TRACK-TYPE TRACTOR
D6R D6R II D6R III D6R STD D6R XL D6T, PIPELAYER 583T 587R 587T,
INTEGRATED TOOLCARRIER
IT14G IT14G2 IT28G IT38G II IT38H IT62G IT62G II,
WHEEL-TYPE LOADER
914G 914G2 924G 924G2 924H 924HZ 928G 928H 928HZ 930G 930H 938G II 938H 950
GC 950F II 950G 950G II 962G 962G II 966 GC 966G 966G II 972G 972G II

RI/CP/006



4E-0448

HEADED PIN / STEEL
ZINC PLATED

No Puller Hole
None

PAVING COMPACTOR
CB-614 CP-433B CS-433B,
INTEGRATED TOOL CARRIER
IT12B IT14B IT14F IT14G IT18F IT24F IT28F

RI/CP/007



TT-1063

STRAIGHT PIN / STEEL
UNPLATED

No Puller Hole
--

PAVING COMPACTOR
CB-214B CB-224B CB-434, ROAD RECLAIMER RM-250C
RM-350B RR-250 RR-250B SS-250 SS-250B,
ASPHALT PAVER
AP-1000 AP-1050 AP-1200 AP-200B AP-800 AP-800B,
WHEEL TRACTOR-SCRAPER
613 613B 613C 613C II,

ARTICULATED DUMP TRUCK
D20D D250D,
TELEHANDLER
TH210 TH215

RI/CP/008



OL-1408

STRAIGHT PIN / STEEL
UNPLATED

No Puller Hole
--

PAVING COMPACTOR
CB-334D CB-334E CB-335D CB-335E,
TRACK-TYPE TRACTOR
D7G D8K D9E D9H, CHALLENGER 35 45 55,
ENGINE - INDUSTRIAL
D342 D342C D353C D353D D353E D379 D379B D398
D398B G353D G379 G379A G398,

MARINE PRODUCTS
D326F D337 D337F D353C D353D
D353E D364 D379A D379B D398A
D398B

RI/CP/009



146-1112

HEADED PIN / STEEL
UNPLATED

No Puller Hole
--

MINI HYDRAULIC EXCAVATOR
303.5 304.5

RI/CP/010












1B-1406

HEADED PIN / STEEL
UNPLATED












No Puller Hole
--

TRACK-TYPE TRACTOR
3 3P 3S 53 D3 D3B D4B,
ASPHALT PAVER
10 FT 10B 8 FT AP-800C BG-230,
ENGINE - INDUSTRIAL
D379 D379B D398 D398B D399, EXPANDED
MINING PRODUCTS
6020B,











MARINE PRODUCTS
D379A D379B D398A D398B D399,
ENGINE - GENERATOR SET
D379B D398B D399,
TRACK-TYPE LOADER
931

PRODUCT	REFERENCE NO.	Pin Type / Material Plating	Removal Aid / Feature Grease Passage	COMPATIBLE MODELS
RI/CP/011 	1P-3321	HEADED PIN / STEEL ZINC PLATED	No Puller Hole --	TRACK-TYPE TRACTOR 10 10C 10S 10U 140 141 143 8 8A 8D 8S 9 9D D10 D5 D5B D6C D6D D6D SR D6E SR DBK D8L D9H D9L, WHEEL-TYPE LOADER 950 GC 988B 992C 994, EARTH MOVING COMPACTOR 836, WHEEL DOZER 834B 834S 834U
RI/CP/012 	173-0554	HEADED PIN / STEEL UNPLATED	No Puller Hole --	WHEEL-TYPE LOADER 980 982 980G II 980H 980K 980K HLG 980L 980M 982M 980XE 982XE, EARTHMOVING COMPACTOR 825G II 825H 825K 826G II 826H 826K, WHEEL DOZER 824G II 824H 824K
RI/CP/013 	130-2481	STRAIGHT PIN / STEEL ZINC PLATED	No Puller Hole --	BACKHOE LOADER 416C 426C 428C 436C 438C
RI/CP/014 	5K-4776	STRAIGHT PIN / STEEL UNPLATED	No Puller Hole --	WHEEL-TYPE LOADER 950 966C 980 980B 988, EARTHMOVING COMPACTOR 815 816, WHEEL DOZER 814
RI/CP/015 	263-2966	HEADED PIN / STEEL ZINC PLATED	No Puller Hole --	MINI HYDRAULIC EXCAVATOR 303E CR 303ECR, WHEEL-TYPE LOADER 901C 901C2 902C 903C 904H
RI/CP/016 	3T-5219	HEADED PIN / STEEL UNPLATED	No Puller Hole --	UNDERGROUND ARTICULATED TRUCK - D40 AD45 AD45B AD55 AE40 AE40 II, PETROLEUM PRODUCTS TH48-E80 TH48-E70 3512C, OFF-HIGHWAY TRUCK 69D 768C 769C 769D 770 771C 771D 772 772B 773B 773D 773E 775B 775D 775E 776 776B 776C 776D 777 777B 777C 777D 784B 784C 785 785B 785C 785D 789 789B 789C 789D 793B 793C 793D, WHEEL TRACTOR-SCRAPER 621E 621F 621G 621S 623E 623F 623G 627E 627F 627G 631E 631G 633E II 637E 637G 651E 657E 657G, ENGINE - INDUSTRIAL SPF- 343C 3512B C4.4, OEM SOLUTIONS CAT WDS, ARTICULATED DUMP TRUCK 735 735 OEM 740 D400E II, TELEHANDLER - C4.4
RI/CP/017 	263-2967	HEADED PIN / STEEL ZINC PLATED	No Puller Hole --	WHEEL-TYPE LOADER 901C 901C2 902C 902C2 903C 903C2 903D
RI/CP/018 	5B-1133	HEADED PIN / STEEL ZINC PLATED	No Puller Hole --	CHALLENGER 35 45 55 MTC745 MTC765 MTC735 MTC755, ENGINE - INDUSTRIAL D353C D353D D353E D379 D379B D398 D398B, MARINE PRODUCTS D337F D375D D379A D379B D397D D398A D398B, MOTOR GRADER 120 120B 12E 12F 140 140B 14E, TRACK-TYPE LOADER 931 955L
RI/CP/019 	440-5585	STRAIGHT PIN / STEEL UNPLATED	No Puller Hole None	EXPANDED MINING PRODUCTS 6015B MD5150C 6015 LD350, EXCAVATOR 311D LRR 311F LRR 312D 312D L 312D2 312D2 GC 312D2 L 312E 312E L 312F 313D 313D2 313D2 LGP 313F 313F L 314E CR 314E LCR 314F CR 315D L 315F LCR 316E L 316F L 318D2 318D2 L 318E L 318F L 319D 319D L 319D LN 320D 320D FM 320D FM RR 320D L 320D LN 320D LRR 320D RR 320D2 320D2 FM 320D2 L 320E 320E L 320E LN 320E LRR 320E RR 320F L 323D 323D L 323D LN 323D S 323D SA 323D2 L 323E L 323E LN 323E SA 323F 323F L 323F LN 323F OEM 323F SA 324D 324D FM 324D L 324D LN 324E 324E L 324E LN 325D 325D FM 325D FM LL 325D L 325D MH 325F 325F LCR 326D2 326D2 L 326F 326F L 326F LN 328D LCR 329D 329D L 329D LN 329D2 329D2 L 329E 329E L 329E LN 329F L 330D 330D FM 330D L 330D MH 330F 330F L 330F LN 330FMHPU 335F 335F LCR 336D 336D L 336D LN 336D2 336D2 L 336D2 L XE 336D2 LXE 336D2 XE 336E 336E H 336E L 336E LH 336E LN 336E LNH 336F 336F L 336F L XE 336F LN 336F LN XE 336F LN XE 336F XE 336FMHPU 340D L 340D2 L 340F 340F L LRE 340F L UHD 345C 345C L 345D 345D L 345D L VG 349D 349D L 349D2 349D2 L 349E 349E L 349E L VG 349F 349F L 349F LXE 352F 352F XE VG 352F-VG 352FMHPU 365C 365C L 374D L 374F 374F L 385C 385C FS 385C L 385C L MH 390D 390D L 390F 390F L 568 FM 568 FM LL 307D, MATERIAL HANDLER MH3037 MH3049 MH3059, FOREST PRODUCTS 2290 2390 2391 2491 2590 511 521 521B 522 522B 532 541 541 2 551 552 552 2 324D FM LL 324D FM



PRODUCT	REFERENCE NO.	Pin Type / Material Plating	Removal Aid / Feature Grease Passage	COMPATIBLE MODELS
RI/CP/020 	2B-1560	HEADED PIN / STEEL UNPLATED	No Puller Hole --	TRACK-TYPE TRACTOR D8H D9E D9G, WHEEL-TYPE SKIDDER 518, ENGINE - INDUSTRIAL 3208 D342 D342C, WHEEL TRACTOR-SCRAPER 611 615C 615C II, MARINE PRODUCTS D342 D342C, ENGINE - GENERATOR SET 3208, MOTOR GRADER 120M 12M 140M 14M 160M
RI/CP/021 	7B-5684	STRAIGHT PIN / STEEL UNPLATED	No Puller Hole --	WHEEL-TYPE LOADER 988H 990 990 II 990H 990K 992D 992G 992K 993K 994 994D 992, ENGINE - INDUSTRIAL D342, MARINE PRODUCTS D315 D326F D337 D337F D342 D342C D375D D397D, EXCAVATOR 365B 365B II 365B L, WHEEL DOZER 824G II 824H 834G 834H 844 844H 844K 854G 854K, TRACK-TYPE LOADER 955C 977D, ARTICULATED DUMP TRUCK D350E II D400E II
RI/CP/022 	9J-0389	HEADED PIN / STEEL UNPLATED	No Puller Hole --	CHALLENGER 65 65B 65C 65D 65E 70C 75 75C 75D 75E 85C 85D 85E 95E, WHEEL-TYPE LOADER 980B 988
RI/CP/023 	8K-1204	HEADED PIN / STEEL ZINC PLATED	No Puller Hole --	EXCAVATOR 215 225 235 245, MOTOR GRADER 120G 12G 130G 140G
RI/CP/024 	161-6629	HEADED PIN / STEEL ZINC PLATED	No Puller Hole --	TRACK-TYPE TRACTOR D3C III D4C III D5C III, TRACK-TYPE LOADER 933C 939C
RI/CP/025 	2A-3435	DOWEL PIN / STEEL UNPLATED	--	OFF-HIGHWAY TRUCK 793 776C 776D 777 777B 777C 777D 784B 784C 785 785B 785C 785D 785G 789 789B 789C 789D 789G 793B 793C 793D 793F 793F AC 793F CMD 793F OEM 793F XQ 795F AC 795F XQ 797 797B 797F, ENGINE - INDUSTRIAL 3516B, MARINE PRODUCTS D315, TRACK-TYPE LOADER 955C 977D, OEM SOLUTIONS CAT WDS
RI/CP/026 	9Y-7061	STRAIGHT PIN / STEEL UNPLATED	No Puller Hole --	ENGINE - INDUSTRIAL 3208, MARINE PRODUCTS 3208
RI/CP/027 	4B-4232	HEADED PIN / STEEL UNPLATED	No Puller Hole None	
RI/CP/028 	164-1351	HEADED PIN / STEEL ZINC PLATED	No Puller Hole --	BACKHOE LOADER 414E 416D 416E 416F 420D 420E 420F 422E 424B 424B HD 424B2 424D 428D 428E 430D 430E 430F 432D 432E 434E 438D 442D 442E 444E 446D 450E 450F
RI/CP/029 	164-8346	HEADED PIN / STEEL UNPLATED	No Puller Hole --	WHEELED EXCAVATOR M315, WHEEL-TYPE LOADER 906H 906H2 906K 906M 907H 907H2 907K 907M 908 908H 908H2 908K 908M, EXCAVATOR M312



PRODUCT	REFERENCE NO.	Pin Type / Material Plating	Removal Aid / Feature Grease Passage	COMPATIBLE MODELS	
RI/CP/030		095-1313	HEADED PIN / STEEL ZINC PLATED	No Puller Hole --	OFF-HIGHWAY TRUCK 789C 789D 793B 793C 793D 795F AC 795F XQ 797F
RI/CP/031		1U-4014	HEADED PIN / STEEL UNPLATED	No Puller Hole --	ROAD RECLAIMER RM-300 RM-500, WHEEL-TYPE LOADER 902 906 908, COLD PLANER PM310 PM312 PM313
RI/CP/032		101-2856	HEADED PIN / STEEL UNPLATED	No Puller Hole --	INTEGRATED TOOLCARRIER IT18F, WHEEL-TYPE LOADER 918F
RI/CP/033		2H-3259	HEADED PIN / STEEL UNPLATED	No Puller Hole --	TRACK-TYPE TRACTOR 163 165 182 192, WHEEL-TYPE LOADER 920 930 930R 930T 988, WHEEL TRACTOR-SCRAPER 613 641 651 657 666, EARTHMOVING COMPACTOR 815 816 825B 826B, WHEEL DOZER 824B 834
RI/CP/034		9U-0952	HEADED PIN / STEEL UNPLATED	No Puller Hole --	INTEGRATED TOOLCARRIER IT62H, WHEEL-TYPE LOADER 990 II 990H 992G 992K 994F 950G 950G II 950H 962G 962G II 962H 966G 966G II 966H 972G 972G II 972H 980G 980G II 980H 988G 988H 990, EARTHMOVING COMPACTOR 825G 825G II 825H 826G 826G II 826H 836G 836H, WHEEL DOZER 824G 824G II 824H 834G 834H 844 844H 854G 854K
RI/CP/035		6F-7002	STRAIGHT PIN / STEEL UNPLATED	No Puller Hole --	ENGINE - INDUSTRIAL 3116 3126 3208, MARINE PRODUCTS 3116 3126 3126B 3208 C7, MOTOR GRADER 120 120B 12E 140 140B, ENGINE - TRUCK 3126
RI/CP/036		259-7320	STRAIGHT PIN / STEEL ZINC PLATED	No Puller Hole --	MINI HYDRAULIC EXCAVATOR 308D, EXCAVATOR 314C 314D CR 314D LCR 314E CR 314E LCR 315F LCR 321C 321D LCR 328D LCR
RI/CP/037		089-7366	STRAIGHT PIN / STEEL UNPLATED	No Puller Hole --	TELEHANDLER RT50 RT50SA RT60 RTC60 TH63 TH83
RI/CP/038		8D-5189	HEADED PIN / STEEL HARD CHROME PLATED	No Puller Hole --	OFF-HIGHWAY TRUCK 768C 769C 771C 772B 773B 775B 776C 777C, MOTOR GRADER 120G 12G 130G 140G 14G 160G 16G
RI/CP/039		294-0533	HEADED PIN / STEEL ZINC PLATED	No Puller Hole --	WHEEL TRACTOR-SCRAPER 621G 623G 627G



RI/CP/040



2P-7916

STRAIGHT PIN / STEEL
UNPLATED

No Puller Hole
--

WHEEL-TYPE SKIDDER
120C 518 518C 528 528B 530B FB518,
WHEEL-TYPE LOADER
920 930,
TRACK-TYPE SKIDDER
120C 125C,

WHEEL TRACTOR-SCRAPER
613 613B

RI/CP/041



1S-7105

HEADED PIN / STEEL
UNPLATED

No Puller Hole
--

TRACK-TYPE TRACTOR
D10 10 10C 10S 10U,
OFF-HIGHWAY TRUCK
772 773 776 777,
WHEEL-TYPE LOADER
980 992 992B,

WHEEL TRACTOR-SCRAPER
651B 657B 660B 666B 621 623 641B
650B,
ENGINE - INDUSTRIAL
D346 D348 D349,
MARINE PRODUCTS
D336 D346 D348 D349,

ENGINE - TRUCK
1676

RI/CP/042



173-5732

STRAIGHT PIN / STEEL
UNPLATED

No Puller Hole
--

TELEHANDLER
TH62 TH63 TH82 TH83

RI/CP/043



345-6870

FLAG PIN / STEEL
UNPLATED

No Puller Hole
--

MOTOR GRADER
120M 2 12M 2 12M 3 12M 3 AWD 140 140M 2 140M 3
140M 3 AWD 150 160 160M 2 160M 3 160M 3 AWD

RI/CP/044



9M-2892

STRAIGHT PIN / STEEL
UNPLATED

No Puller Hole
--

TRACK-TYPE TRACTOR
D5 D6C,
PIPELAYER
561C

RI/CP/045



5F-9199

HEADED PIN / STEEL
UNPLATED

No Puller Hole
--

TRACK-TYPE TRACTOR
173B 183B 193B D7F D9G,
OFF-HIGHWAY TRUCK
768B 769 769B 772 773 776 777,
WHEEL-TYPE LOADER
980B 988,

BACKHOE LOADER
415F2 415F2 IL 416F 416F2 420F 420F2
422F 422F2 430F 430F2, **TRACK-TYPE
LOADER**
941 941B 943 951B 951C 953 953B 953C
955K 955L 977K 977L 983 983B

RI/CP/046



6B-1225

HEADED PIN / STEEL
ZINC PLATED

No Puller Hole
--

TRACK-TYPE TRACTOR
D7G D7G2 D9G,
WHEEL-TYPE LOADER
950 966C,
ENGINE - INDUSTRIAL
D320A,

EARTHMOVING COMPACTOR
816B 826C,
MARINE PRODUCTS
D343 D346 D348 D349 D353C
D353D D353E D379A D379B
D397D D398A D398B D399,

LOAD, HAUL, DUMP R1300G,
WHEEL DOZER 824B,
MOTOR GRADER 12E,
TRACK-TYPE LOADER 955H
977H 977K

RI/CP/047



7G-5862

STRAIGHT PIN / STEEL
UNPLATED

No Puller Hole
None

TRACK-TYPE TRACTOR
5 55 5A 5P 5S D5H D5H XL,
TRACK-TYPE SKIDDER
D5H5TSK II

RI/CP/048



7H-7241

HEADED PIN / STEEL
UNPLATED

No Puller Hole
--

WHEEL-TYPE LOADER
901C 902 902C 903C 904B 904H 906 906H 906H2
907H 907H2 908 908H 908H2 910K 914K,
WHEEL TRACTOR-SCRAPER
621B 623B 627B 631D 633D 637D,
ENGINE - INDUSTRIAL
D342 D342C,

MARINE PRODUCTS
D342C D375D D397D

RI/CP/049













2V-9167

STRAIGHT PIN / STEEL
UNPLATED

No Puller Hole
--










WHEEL-TYPE LOADER
988B 992C 994,
EARTHMOVING COMPACTOR
836,
WHEEL DOZER
834B 834S 834U

PRODUCT	REFERENCE NO.	Pin Type / Material Plating	Removal Aid / Feature Grease Passage	COMPATIBLE MODELS	
RI/CP/050		6J-3335	HEADED PIN / STEEL ZINC PLATED	No Puller Hole --	TRACK-TYPE TRACTOR D6H D6H II 56H 6 6S 6SU, ROAD RECLAIMER RM-250C RR-250B SS-250B, CHALLENGER 85C 35 45 55 65C 65D 65E 70C 75C 75D 75E, WHEEL-TYPE LOADER 988B 988F 988F II 992 992B 992C 992D 994 994D, WHEEL TRACTOR-SCRAPER 631D 633D 637D 639D 657G, EARTHMOVING COMPACTOR 826C 836 816B, EXCAVATOR 225 225B 225D 229, LOAD, HAUL, DUMP R1300G, WHEEL DOZER 834B 834S 834U, TRACK-TYPE LOADER 943 953 963 973, MOTOR GRADER 120G 12G 130G 140G 14G 16G
RI/CP/051		4H-3865	HEADED PIN / STEEL ZINC PLATED	No Puller Hole None	TRACK-TYPE TRACTOR D4D, PIPELAYER 561B 583R 589, MARINE PRODUCTS 3412 D343 D346 D348 D349 D353C D353D D353E D379A D379B D398A D398B D399, WHEEL DOZER 824, MOTOR GRADER 12E, TRACK-TYPE LOADER 943 953 953B 955H 955K 963 963B 973 977A 977H 977K
RI/CP/052		1A-8827	HEADED PIN / STEEL ZINC PLATED	No Puller Hole --	TRACK-TYPE TRACTOR 140 141 143 153 163 183B 3 3P 3S 4 4A 4P 53 55 5A PAT 6A 6S 8D 8R 8S 8U D3 D3B D3C D3C II D4B D4C D4C II D4E D4E SR D5B D5C D5C PAT D5C PATLGP D5E D6D D6D SR D6E D6E SR D7G D8K D9H, CHALLENGER 65C 65D 65E 75C 75D 75E, PIPELAYER 561D 571G 594H, WHEEL-TYPE LOADER 966D 966E 966F, WHEEL TRACTOR-SCRAPER 621B 621E 621F 621S 623B 623E 623F 627E 627F 631D 637D 637E, EARTHMOVING COMPACTOR 815 816, TRACK-TYPE LOADER 931 931B 931C 931C II 935B 935C 935C II 943 951 953 955 963 973
RI/CP/053		9K-0922	HEADED PIN / STEEL UNPLATED	No Puller Hole --	TRACK-TYPE TRACTOR 10 10C 10S 10U 5 6 6A 6S D10 D4E D5B D5E D6D D6D SR D6E D6E SR D6F SR D6G D6G SR D7G, WHEEL-TYPE SKIDDER 518, WHEEL-TYPE LOADER 980B, WHEEL TRACTOR-SCRAPER 631G 637G 651E 657G, EARTHMOVING COMPACTOR 836, WHEEL DOZER 834B, TRACK-TYPE LOADER 977
RI/CP/054		446-0165	STRAIGHT PIN / STEEL UNPLATED	No Puller Hole None	WHEEL-TYPE SKIDDER 525D 535D 545D 555D, WHEEL-TYPE LOADER 924K 926M 930K 930M 938K 938M
RI/CP/055		4T-9294	HEADED PIN / STEEL UNPLATED	No Puller Hole None	TRACK-TYPE TRACTOR 10 10C 10S 10U 11 11SU 11U 58 59 8 8A 8S 8U 9 9C 9S 9U D10 D10N D11N D8L D9L D9N, PIPELAYER 589
RI/CP/056		9M-2069	STRAIGHT PIN / STEEL UNPLATED	No Puller Hole --	TRACK-TYPE TRACTOR 163 5 5S 5A 5S 6 D3B D3C D5 D5B 153, PIPELAYER 561D 589, OFF-HIGHWAY TRUCK 768C 769C 772B 773B 776 777, WHEEL-TYPE LOADER 988, WHEEL TRACTOR-SCRAPER 621 621B 621R 623 623B 627 627B 631C 631D 633C 633D 637 637D 639D 641B 650B 651B 657 657B 660B 666B, EARTHMOVING COMPACTOR 825B 826B, WHEEL DOZER 824 824B, MOTOR GRADER 16 12F 14E, TRACK-TYPE LOADER 977
RI/CP/057		8I-5356	STRAIGHT PIN / STEEL UNPLATED	No Puller Hole None	TELEHANDLER RT100 RT80 TH103 TH220B TH350B TH360B TH460B TH560B TH580B
RI/CP/058		9P-1976	HEADED PIN / STEEL HARD CHROME PLATED	No Puller Hole --	TRACK-TYPE TRACTOR 10 10C 10S 10U 59 8 8A 8S 9 9C 9S 9U D10 D8L D9L, WHEEL-TYPE SKIDDER 120C 518 518C 530B FB518, WHEEL-TYPE LOADER 980C, TRACK-TYPE SKIDDER 120C 125C, ENGINE - INDUSTRIAL 3516, EARTHMOVING COMPACTOR 825C 826C, EXCAVATOR 312F 313F 313F L 316F 316F L 318F 318F L, BACKHOE LOADER 424B, WHEEL DOZER 824C
RI/CP/059		345-5434	HEADED PIN / STEEL ZINC PLATED	No Puller Hole None	SKID STEER LOADER 272D 272D XHP 299D 299D XHP













PRODUCT	REFERENCE NO.	Pin Type / Material Plating	Removal Aid / Feature Grease Passage	COMPATIBLE MODELS	
RI/CP/060		2V-2097	STRAIGHT PIN / STEEL UNPLATED	No Puller Hole --	WHEEL-TYPE LOADER 988B 992C, WHEEL DOZER 834B
RI/CP/061		8I-3492	STRAIGHT PIN / STEEL UNPLATED	No Puller Hole --	TELEHANDLER TH340B TH63 TH83
RI/CP/062		6K-8139	STRAIGHT PIN / STEEL UNPLATED	No Puller Hole --	TRACK-TYPE TRACTOR 153 163 5 55 5A 5S 6 D5B, PIPELAYER 561D, WHEEL-TYPE LOADER 930 930R 930T, MOTOR GRADER 24H, TRACK-TYPE LOADER 977
RI/CP/063		4N-8179	STRAIGHT PIN / STEEL UNPLATED	No Puller Hole --	WHEEL-TYPE SKIDDER 518 528, WHEEL-TYPE LOADER 920 930 930R 930T 950 966C 980B, WHEEL TRACTOR-SCRAPER 627 627B 637 637B 637D 639D, EARTHMOVING COMPACTOR 815 816, MARINE PRODUCTS D330C 3304 3306 D333C, WHEEL DOZER 814, MOTOR GRADER 120 120B 120G 12F 12G 130G 140 140B 140G 14E 14G, ENGINE - TRUCK 1673C 3306, TRACK-TYPE TRACTOR 6A 6S D5B D6C D6D D7F D7G 140 141 143 153 163 4 4A 5 5S 5A 5S 6 D4D D4E D5, PIPELAYER 561C 561D 571F 571G 572F 572G, ENGINE - INDUSTRIAL 1673C 3304 D330C D333C 3306, EXCAVATOR 215 225 235, ENGINE - GENERATOR SET SR4 3304 3306, TRACK-TYPE LOADER 941 941B 951 951B 951C 955 955K 955L 977 977K 977L
RI/CP/064		9R-3135	HEADED PIN / STEEL ZINC PLATED	No Puller Hole --	MINI HYDRAULIC EXCAVATOR 302.5C, BACKHOE LOADER 414E 416 416B 416C 416D 416E 420D 420E 422E 424B 424B HD 424B2 424D 426 426B 426C 428 428B 428C 428D 430D 430E 436 436B 436C 438 438B 438C 446 446B 446D 450E 450F 1996-05-01 00:00:00
RI/CP/065		095-1319	HEADED PIN / STEEL ZINC PLATED	No Puller Hole --	WHEELED EXCAVATOR W345B II W345C MH, EXCAVATOR 311B 311-A 312-A 312B 312B L 315-A 315-A L 317 N 317-A 317-A N 320 L 320-A 320-A L 320-A N 320-A S 320N 325C 345B 345B II 345B II MH 345B L 345C 345C L 345C MH 345D 345D L 345D L VG 349D 349D L 349D2 349D2 L 365B 365B II 365B L 385B 385C 385C FS 385C L 385C L MH 390D 390D L 5090B E110B E120B E140 E180 E200B E240 E240B E70 EL180 EL200B EL240 EL240B
RI/CP/066		439-3495	HEADED PIN / STEEL ZINC PLATED	No Puller Hole None	BACKHOE LOADER 415F2 416F2 422F2 424B 424B HD 424B2 426 F2 427F2 428F2 434F2
RI/CP/067		7B-5714	HEADED PIN / STEEL ZINC PLATED	No Puller Hole --	
RI/CP/068		8T-6658	HEADED PIN / STEEL ZINC PLATED	No Puller Hole --	BACKHOE LOADER 414E 416B 416C 416E 420E 422E 426B 426C 430E 436B 436C 446 446B 446D
RI/CP/069		351-0090	HEADED PIN / STEEL ZINC PLATED	No Puller Hole None	ASPHALT PAVER AP-1000E AP-1055E AP-555E AP-600D AP-655D AS4252C












PRODUCT	REFERENCE NO.	Pin Type / Material Plating	Removal Aid / Feature Grease Passage	COMPATIBLE MODELS	
RI/CP/070		131-6009	STRAIGHT PIN / STEEL ZINC PLATED	No Puller Hole --	MOTOR GRADER 120H 120H ES 120H NA 120K 120K 2 12H 12H ES 12H NA 12K 135H 135H NA 140 140 GC 140H 140H ES 140H NA 140K 140K 2 143H 14H 14H NA 160H 160H ES 160H NA 160K 163H 163H NA 16H 16H NA 120 GC
					TRACK-TYPE LOADER 953C 963C 973C
RI/CP/071		124-0565	STRAIGHT PIN / STEEL UNPLATED	No Puller Hole --	
RI/CP/072		363-2231	STRAIGHT PIN / STEEL UNPLATED	No Puller Hole None	PAVING COMPACTOR C4.4 CB-44B CB-54B CB-64B CB-66B CB-68B CB10 CB13 CB15 CB16 CB46B CB7 CB8 CD-44B CD-54B CD10 CD8 CW12 C32
RI/CP/073		5D-6383	STRAIGHT PIN / STEEL UNPLATED	No Puller Hole --	OFF-HIGHWAY TRUCK 772 773, WHEEL TRACTOR-SCRAPER 621 621B 621R 623 627 627B 631C 631D 633C 637 637D 641B 650B 651B 657B 660B 666B
RI/CP/074		240-9813	HEADED PIN / STEEL ZINC PLATED	No Puller Hole --	WHEEL-TYPE LOADER 901C 901C2 902C 902C2 903C 903C2
RI/CP/075		7X-3161	HEADED PIN / STEEL ZINC PLATED	No Puller Hole --	INTEGRATED TOOLCARRIER IT12B IT14B IT14F, WHEEL-TYPE LOADER 910E 910F, LOAD, HAUL, DUMP R1300G
RI/CP/076		185-8260	STRAIGHT PIN / STEEL ZINC PLATED	No Puller Hole --	EXCAVATOR 311C 312C 312C L 315C 318C 319C 320C 320C FM 320C L 322C 322C FM 325C 325C FM 325C L 330C 330C FM 330C L 330C LN 330C MH 307C, FOREST PRODUCTS 1190 1190T 1290T 322C 533 543 HA770 HA771 HA870 HA871 TK1051 TK370 TK371 TK380 TK381 TK711 TK721 TK722 TK732 TK741 TK751 TK752
RI/CP/077		240-9812	HEADED PIN / STEEL ZINC PLATED	No Puller Hole --	WHEEL-TYPE LOADER 901C 901C2 902C 902C2 903C 903C2
RI/CP/078		357-3877	HEADED PIN / STEEL UNPLATED	Puller Hole --	MINI HYDRAULIC EXCAVATOR 308E2 CR, EXCAVATOR 320C 320D 320D FM RR 320D L 320D LN 320D LRR 320D RR 320D2 320D2 GC 320D2 L 320D3 320D3 GC 320E 320E L 320E LN 320E LRR 320E RR 320F L 321C 321D LCR 322C 323D 323D L 323D LN 323D S 323D SA 323D2 323D2 L 323D3 323E L 323E LN 323E SA 323F 323F L 323F LN 323F OEM 323F SA 324D 324D L 324D LN 324E 324E L 324E LN 325C 325C L 325D 325D L 325F 325F LCR 326D L 326D2 326D2 L 326F 326F L 326F LN 328D LCR 329D 329D L 329D LN 329D2 329D2 L 329E 329E L 329E LN 329F L 330C 330C L 330C LN 330D 330D L 330D LN 330D MH 330D2 330D2 L 330F 330F L 330F LN 330FMHPU 335F 335F LCR 336D 336D L 336D LN 336D2 336D2 GC 336D2 L 336D2 LXE 336D2 LXE 336E 336E HVG 336E L 336E LH 336E LN 336F 336F L 336F LXE 336F LN 336F LN 336F LN 336F LN 336F LN 340D L 340D2 L 340F 340F L 340F LRE 340F L UHD 345B II 345C 345C L 345D 345D L 345D L VG 349D 349D L 349D2 349D2 L 349E 349E L 349E L HVG 349E L VG 349F 349F L 349F LXE 352F 352F XE VG 352F-VG 365C 365C L 374D L 374F 374F L 385B 385C 385C FS 385C L 390D 390D L 390F 390F L 308C 311C 311D LRR 311F LRR 312D 312D L 312D2 312D2 GC 312D2 L 312E 312E L 312F 312F GC 313D2 313D2 GC 313D2-GC 313F 313F L 314C 314D CR 314D LCR 314E CR 314E LCR 314F CR 315D L 315F LCR 316E L 316F 316F L 318C 318E L 318F 318F L 319D 319D L 319D LN 320 GX 307C, FOREST PRODUCTS 538 548 558












PRODUCT	REFERENCE NO.	Pin Type / Material Plating	Removal Aid / Feature Grease Passage	COMPATIBLE MODELS
RI/CP/079		228-4954 HEADED PIN / STEEL HARD CHROME PLATED	No Puller Hole --	LOAD, HAUL, DUMP R1600 R1600G R1600H R1700 II R1700G R1700K R2900 R2900G R3000H
RI/CP/080		4H-4641 HEADED PIN / STEEL ZINC PLATED	No Puller Hole --	TRACK-TYPE TRACTOR D3 D4D D9G, INTEGRATED TOOLCARRIER IT12, OFF-HIGHWAY TRUCK 768B 769 769B 793F 797F 793 789G, WHEEL-TYPE LOADER 910 G910, WHEEL TRACTOR-SCRAPER 641 651 657 657B 666 666B, TRACK-TYPE LOADER 931, FOREST PRODUCTS 521 522
RI/CP/081		2B-3191 HEADED PIN / STEEL UNPLATED	No Puller Hole --	TRACK-TYPE TRACTOR 173B 183B 193 8D 8S D6C D8H D8K D9E D9G D9H D7F D7G, WHEEL-TYPE SKIDDER 525B 535B 545, PIPELAYER 571G 572G 583K 594 594H, WHEEL TRACTOR-SCRAPER 666, TRACK-TYPE LOADER 941 941B 951B 951C 955K
RI/CP/082		5G-1492 HEADED PIN / STEEL ZINC PLATED	No Puller Hole --	TRACK-TYPE TRACTOR 3 3P 3S 4P 53 5A PAT D3 D3B D3C D3C II D3C III D4B D4C D4C II D4C III D5C D5C III D5C PAT D5C PATLGP, ROAD RECLAIMER RM-250C RR-250 RR-250B SS-250 SS-250B, TRACK-TYPE LOADER 931 931B 931C 931C II 933 935B 935C 935C II 939
RI/CP/083		8G-8775 STRAIGHT PIN / STEEL ZINC PLATED	No Puller Hole None	TRACK-TYPE LOADER 953 953B 963 963B 973 943
RI/CP/084		7V-9797 HEADED PIN / STEEL UNPLATED	No Puller Hole --	WHEEL-TYPE SKIDDER 518, INTEGRATED TOOLCARRIER IT38G IT38G II, WHEEL-TYPE LOADER 938G 938G II 966F II, EARTHMOVING COMPACTOR 836, TRACK-TYPE LOADER 943 953 953B 953C 963 963B 963C 973 973C
RI/CP/085		4M-7435 HEADED PIN / STEEL ZINC PLATED	No Puller Hole --	ASPHALT PAVER AP-1000 AP-1050, PIPELAYER 561B, WHEEL-TYPE LOADER 924H 992 992B, ENGINE - INDUSTRIAL 3516C, LOAD, HAUL, DUMP R1700K, MOTOR GRADER 120H 12H 12H NA 140H 140H NA
RI/CP/086		2J-3758 HEADED PIN / STEEL ZINC PLATED	No Puller Hole --	TRACK-TYPE TRACTOR D4, PIPELAYER PL72 PL83 PL87, WHEEL TRACTOR-SCRAPER 630A, BACKHOE LOADER 446, TRACK-TYPE LOADER 953C 963C 973 973C
RI/CP/087		198-3137 HEADED PIN / STEEL ZINC PLATED	No Puller Hole --	TRACK-TYPE TRACTOR D10N D10R
RI/CP/088		8G-1130 HEADED PIN / STEEL ZINC PLATED	No Puller Hole	TRACK-TYPE LOADER 943 953 953B 963 963B 973



PRODUCT	REFERENCE NO.	Pin Type / Material Plating	Removal Aid / Feature Grease Passage	COMPATIBLE MODELS	
RI/CP/089		233-0873	STRAIGHT PIN / STEEL UNPLATED	No Puller Hole --	TRACK-TYPE TRACTOR D3G D4G D5G
RI/CP/090		201-3203	STRAIGHT PIN / STEEL UNPLATED	No Puller Hole --	EXCAVATOR 330C 345B II 345B II MH 345C 345C MH
RI/CP/091		1V-6348	STRAIGHT PIN / STEEL ZINC PLATED	No Puller Hole --	WHEEL-TYPE LOADER 988B 992C 994, EARTHMOVING COMPACTOR 836, WHEEL DOZER 834B
RI/CP/092		279-3874	HEADED PIN / STEEL UNPLATED	No Puller Hole --	
RI/CP/093		9R-8094	STRAIGHT PIN / STEEL ZINC PLATED	No Puller Hole --	SKID STEER LOADER 216 226 228 236 246 248, BACKHOE LOADER 416B 416C 426B 426C 428B 428C 436B 436C 438B 438C 446B
RI/CP/094		197-1464	STRAIGHT PIN / STEEL UNPLATED	No Puller Hole --	ASPHALT PAVER AP-655C BG-2255C
RI/CP/095		149-0796	STRAIGHT PIN / STEEL UNPLATED	No Puller Hole --	PAVING COMPACTOR PS-360B PS-360C
RI/CP/096		95-8601	STRAIGHT PIN / STEEL UNPLATED	No Puller Hole --	WHEEL-TYPE SKIDDER 518 528, WHEEL-TYPE LOADER 966C 980B 920 930 930R 930T 950, WHEEL TRACTOR-SCRAPER 627 627B 637 637B 637D 639D, EARTHMOVING COMPACTOR 815 816, MARINE PRODUCTS D330C D333C 3304 3306, WHEEL DOZER 814, MOTOR GRADER 120 120B 120G 12F 12G 130G 140 140B 140G 14E 14G, ENGINE - TRUCK 1673C 3306, TRACK-TYPE TRACTOR D4D D4E D5 D5B D6C D6D D7F D7G 140 141 143 153 163 4 4A 5 5S 5A 5S 6 6A 6S, PIPELAYER 561C 561D 571F 571G 572F 572G, ENGINE - INDUSTRIAL D330C D333C 1673C 3304 3306, EXCAVATOR 215 225 235, ENGINE - GENERATOR SET SR4 3304 3306, TRACK-TYPE LOADER 977 977K 977L 941 941B 951 951B 951C 955 955K 955L
RI/CP/097		7P-7305	HEADED PIN / STEEL ZINC PLATED	No Puller Hole --	EARTHMOVING COMPACTOR 816B 826C, TRACK-TYPE LOADER 943 953 953B 953C 963 963B 973



PRODUCT	REFERENCE NO.	Pin Type / Material Plating	Removal Aid / Feature Grease Passage	COMPATIBLE MODELS
RI/CP/098 	7B-5658	HEADED PIN / STEEL ZINC PLATED	No Puller Hole --	EXCAVATOR 5110B 5130 5130B
RI/CP/099 	5V-6379	HEADED PIN / STEEL UNPLATED	No Puller Hole --	UNDERGROUND ARTICULATED TRUCK AD30 AD45 AD45B AD55 AD55B AD60 AD63, WHEEL-TYPE LOADER 966D 966E 966F 966F II 970F 994, LOAD, HAUL, DUMP R1700 II R2900 R2900G
RI/CP/100 	7U-2948	DOWEL PIN / STEEL UNPLATED	--	ROAD RECLAIMER RM-300, ARTICULATED DUMP TRUCK 725 725C 725C2 730 730C 730C2 730C2 EJ 735 735 OEM 735B 735C 740 740 GC 740B 740C 745 745C D20D D250B D250D D250E D250E II D25C D25D D300B D300D D300E D300E II D30C D30D D350C D350D D350E D350E II D35C D35HP D400 D400D D400E D400E II D40D
RI/CP/101 	7N-2351	DOWEL PIN / STEEL UNPLATED	--	GENERATOR SR4 WEG, WHEEL-TYPE LOADER 988B 988F 990 992C 992D, WHEEL TRACTOR-SCRAPER 631D 631E 633D 637D 637E 639D 651E 657E, EARTHMOVING COMPACTOR 836, MARINE PRODUCTS 3408 3408B 3412, COLD PLANER 3208 3412 PM-565 PR-1000 PR-1000C PR-450 PR-450C PR-750B, WHEEL DOZER 834B 834S 834U, ENGINE - TRUCK 3408 3408B, TRACK-TYPE TRACTOR 10 10SU 10U 58 58L 59 59L 59N 8 8A 8S 8U 9 9C 9S 9SU 9U D10N D8L D9L D9N D9R D9 GC, ENGINE - MACHINE 3408, PIPELAYER 589, OFF-HIGHWAY TRUCK 768C 769C 771C 772B 773B 775B, ENGINE - INDUSTRIAL 3408 3408B 3408C 3412 3412C 3412D, ENGINE - GENERATOR SET 3408 3408B 3408C 3412 3412C SR4
RI/CP/102 	146-5553	STRAIGHT PIN / STEEL ZINC PLATED	No Puller Hole --	EXCAVATOR 323D L 325D 329D L 330D 330D2 336D L 336D LN 345C L 349D L 349D2, OEM SOLUTIONS OEMS
RI/CP/103 	7H-9397	STRAIGHT PIN / STEEL UNPLATED	No Puller Hole --	TRACK-TYPE TRACTOR 140 141 143 153 163 4 4A 5S 6A 6S D4E SR D5B D5E D6D D6D SR D6E D6E SR, PIPELAYER 561D, TRACK-TYPE LOADER 951 953 955
RI/CP/104 	330-6988	STRAIGHT PIN / STEEL ZINC PLATED	No Puller Hole --	BACKHOE LOADER 416E 416F 420F 422E 422F 428E 428F 430F 434E 434F
RI/CP/105 	7V-9491	HEADED PIN / STEEL ZINC PLATED	No Puller Hole --	TRACK-TYPE TRACTOR D6 D6 XE D6XE, WHEEL-TYPE SKIDDER FB518 120C 518 518C, TRACK-TYPE SKIDDER 120C 125C
RI/CP/106 	5D-0398	HEADED PIN / STEEL UNPLATED	No Puller Hole --	MOTOR GRADER 120B 120C 120H 12E 12F 12G 12H 130G 135H 140 140G 140H 140K 14E 160G 160H 160K

PRODUCT	REFERENCE NO.	Pin Type / Material Plating	Removal Aid / Feature Grease Passage	COMPATIBLE MODELS
RI/CP/107		7V-9492 HEADED PIN / STEEL ZINC PLATED	No Puller Hole --	WHEEL-TYPE SKIDDER 120C 518 518C FB518, TRACK-TYPE SKIDDER 120C 125C
RI/CP/108		183-3137 STRAIGHT PIN / STEEL NICKEL PLATED	No Puller Hole --	BACKHOE LOADER 414E 416D 416E 420D 420E 422E 424B 424D 428D 428E 430D 430E 438D 446D 450E 450F
RI/CP/109		9M-6020 HEADED PIN / STEEL UNPLATED	No Puller Hole --	TRACK-TYPE TRACTOR D5, ASPHALT PAVER AP-800C BG-230, PIPELAYER 561C, MOTOR GRADER 12F 14E, TRACK-TYPE LOADER 955H 955K
RI/CP/110		7G-2078 STRAIGHT PIN / STEEL UNPLATED	No Puller Hole --	TRACK-TYPE TRACTOR D7G D7G2, PIPELAYER 571G 572G
RI/CP/111		7K-2796 HEADED PIN / STEEL ZINC PLATED	No Puller Hole --	INTEGRATED TOOLCARRIER IT12, WHEELED EXCAVATOR M325B, WHEEL-TYPE LOADER 910 920 930 950G 962G 972G G910, EXCAVATOR 5130B 5230B
RI/CP/112		348-5622 STEEL / UNPLATED UNPLATED	--	OFF-HIGHWAY TRUCK 793 784C 785C 785D 789C 789D 793C 793D 793F 793F OEM 793F XQ 795F AC 795F XQ 797 797B 797F, WHEEL-TYPE LOADER 990K 992K 993K 994F 994H, EXPANDED MINING PRODUCTS 6015B, WHEEL DOZER 844K 854K
RI/CP/113		9H-8918 STRAIGHT PIN / STEEL UNPLATED	No Puller Hole None	TRACK-TYPE TRACTOR D8H D8K D9C D9H 140 141 143 153 163 183B 4 55 6A 6S 8D 8S D6D D6D SR D6E D6E SR D6G D6G SR D6G2 LGP D6G2 XL D7G D7G2, PIPELAYER 571G 572G 583H 583K 594 594H, TRACK-TYPE LOADER 951 955 977L 983 983B
RI/CP/114		179-1633 HEADED PIN / STEEL UNPLATED	No Puller Hole --	WORK TOOL 834G 836G SNOW WING, MOTOR GRADER 120H NA 120M 12H NA 135H NA 140H NA 140M 140M 2 143H 14M 160H NA 160M 160M 2 163H NA, TRACK-TYPE LOADER 973D
RI/CP/115		479-5105 COSS HOLE / STAINLESS STEEL UNPLATED	--	
RI/CP/116		459-2216 STRAIGHT PIN / STEEL HARD CHROME PLATED	No Puller Hole None	WORK TOOL PIN GRAB QUICK COUP, WHEELED EXCAVATOR M314 M315, EXCAVATOR 311F LRR 312D 312D L 312D2 312E 312E L 312F 312F GC 313 313 GC 313D2 313F L 313F LGC 314D CR 314D LCR 314E CR 314E LCR 314F CR 315 315 GC 315F LCR



RI/CP/117



281-0902

FLAG PIN / STEEL
UNPLATED

No Puller Hole
--

MINI HYDRAULIC EXCAVATOR 303.5C 303.5D 303.5E 303.5E2 303.5E2 CR 303C CR 303E CR 303ECR 304.5E2 304C CR 304D CR 304E 304E2 304E2 CR 305.5D 305.5E 305.5E2 305.5E2 CR 305C CR 305D CR 305E 305E2 305E2 CR 305 CR 305.5 CR 302.7CR 303.5CR 304CR 303CR 304

RI/CP/118



231-3154

HEADED PIN / STEEL
ZINC PLATED

No Puller Hole
--



RI/CP/119



357-7562

STRAIGHT PIN / STEEL
UNPLATED

No Puller Hole
None

EXCAVATOR 345D 345D L 345D L VG 349D 349D L 349D2 349D2 L 349E 349E L 349E L HVG 349E L VG 349F 349F L 352F 352F OEM 352F XE VG 352F-VG

RI/CP/120



238-7610

HEADED PIN / STEEL
ZINC PLATED

No Puller Hole
--

SKID STEER LOADER 287 287B

RI/CP/121



476-3239

HEADED PIN / STEEL
UNPLATED

No Puller Hole
--

ASPHALT PAVER AP-1000F AP-1055F AP500F AP555F AP600F AP655F AP655F L SE50 V SE50 VT SE60 V SE60 V XW SE60VT XW SE60 VT XW AP555

RI/CP/122



308-9601

HEADED PIN / STEEL
UNPLATED

No Puller Hole
--



RI/CP/123



5F-1970

STRAIGHT PIN / STEEL
UNPLATED

No Puller Hole
--

WHEEL-TYPE LOADER 966C 966R 980 980B, EARTHMOVING COMPACTOR 815 816, WHEEL DOZER 814

RI/CP/124



2D-8641

STRAIGHT PIN / STEEL
UNPLATED

No Puller Hole
--

WHEEL-TYPE LOADER 980 980B, WHEEL TRACTOR-SCRAPER 631D 631E 633D 637D 637E 639D 641 651 651E 657 657E 666, MOTOR GRADER 12F 14E 16

RI/CP/125



8I-0217

FLAG PIN / STEEL
UNPLATED

No Puller Hole
--

ASPHALT PAVER 10 FT 10-20B 10-20WB 8 FT 8-16B AP-1000B AP-1000D AP-1000E AP-1055B AP-1055D AP-1055E AP-555E AP-600D AP-655C AP-655D AS3251C AS3301C BG-2255C BG-2455C BG-2455D BG-260C BG-260D BG1000E BG555E

RI/CP/126



241-9494

HEADED PIN / STEEL
UNPLATED

No Puller Hole
--

WORK TOOL BA18



RI/CP/127



196-5490 STRAIGHT PIN / STEEL UNPLATED No Puller Hole --

WHEEL-TYPE SKIDDER 515 525 525B 525C 535B, TRACK-TYPE SKIDDER 517 527

RI/CP/128



6K-2188 STRAIGHT PIN / STEEL UNPLATED Puller Hole --

TRACK-TYPE TRACTOR D6R D10R D6H, MOTOR GRADER I20G 14G 16G, TRACK-TYPE LOADER 973

RI/CP/129



269-7323 HEADED PIN / STEEL UNPLATED No Puller Hole --



RI/CP/130



6S-4776 STRAIGHT PIN / STEEL UNPLATED No Puller Hole --

TRACK-TYPE TRACTOR 140 143 4 4A D3 D4D D4E, TRACK-TYPE LOADER 931

RI/CP/131



103-1501 FLAG PIN / STEEL UNPLATED No Puller Hole --

ASPHALT PAVER AP-1000B AP-1050B AP-1055B AP-650B AP-800C AP-800D AP-900B BG-225C BG-230 BG-230D BG-240C BG-2455C BG-245C BG-260C

RI/CP/132



131-7206 FLAG PIN / STEEL UNPLATED No Puller Hole --

ASPHALT PAVER AP-1000B AP-1000D AP-1050B AP-1055B AP-1055D AP-650B AP-800C AP-800D AP-900B BG-225C BG-230 BG-230D BG-240C BG-2455C BG-2455D BG-245C BG-260C BG-260D

RI/CP/133



2K-3401 STRAIGHT PIN / STEEL UNPLATED No Puller Hole --

PIPELAYER 572G 583H 583K 594 594H

RI/CP/134



292-2043 STRAIGHT PIN / STEEL UNPLATED No Puller Hole --



RI/CP/135



197-2477 HEADED PIN / STEEL ZINC PLATED No Puller Hole --

TRACK-TYPE TRACTOR D4 D5 D5M D5N D5R LGP D5R XL D5R2 D6K D6K LGP D6K XL D6K2 D6K2 LGP D6K2 XL D6M D6N D6N LGP D6N XL












RI/CP/136











287-4158 STRAIGHT PIN / STEEL NICKEL PLATED No Puller Hole --










WORK TOOL BH150 BH160



PRODUCT	REFERENCE NO.	Pin Type / Material Plating	Removal Aid / Feature Grease Passage	COMPATIBLE MODELS
RI/CP/137 	191-2580	HEADED PIN / STEEL UNPLATED	No Puller Hole --	WHEELED EXCAVATOR M320, EXCAVATOR 315C 315D L 316E L 316F 316F L 318D L 318D2 318D2 L 317 317 GC, MATERIAL HANDLER MH3024 MH3022
RI/CP/138 	257-5446	STRAIGHT PIN / STEEL UNPLATED	No Puller Hole --	WHEELED EXCAVATOR M325C MH, EXCAVATOR M325D MH, MATERIAL HANDLER M325D MH
RI/CP/139 	200-0495	STRAIGHT PIN / STEEL ZINC PLATED	No Puller Hole --	ENGINE - INDUSTRIAL C7.1, EXCAVATOR 336 OEMS 323D LN 325D 329D L 329E 330C 330D 330D L 330D2 330F 330FMHPU 336D L 336D LN 336E 336F 340D2 L 345C L 345D 349D L 349D2 352FMHPU 365C L 336MHPU, OEM SOLUTIONS OEMS I 5
RI/CP/140 	81-5894	STRAIGHT PIN / STEEL UNPLATED	Puller Hole --	TELEHANDLER TH63 TH83
RI/CP/141 	343-1845	STRAIGHT PIN / STEEL UNPLATED	No Puller Hole --	WORK TOOL MP15 MP20 P215 P225 P315 P325 VHC-30 VHC-40 VHP-30 VHP-40 VT30 VT40
RI/CP/142 	326-3829	HEADED PIN / STEEL ZINC PLATED	Puller Hole --	PAVING COMPACTOR CB-14 CB-22 CB-22B CB-24 CB-24B CB-32 CB-32B CB-34B CB-34B XW CB-36B CB1.7 CB1.8 CC-24 CC-24B CC-34B CB22B
RI/CP/143 	171-6081	FLAG PIN / STEEL UNPLATED	No Puller Hole --	ARTICULATED DUMP TRUCK 740 D400E II
RI/CP/144 	284-7470	FLAG PIN / STEEL UNPLATED	No Puller Hole --	
RI/CP/145 	343-1846	STRAIGHT PIN / STEEL UNPLATED	No Puller Hole --	WORK TOOL MP30 MP40 P235 P335 P360 VHC-50 VHP-50 VT50 VT60
RI/CP/146 	8E-5623	DOWEL PIN / STEEL UNPLATED	--	OFF-HIGHWAY TRUCK 793 797 797B 797F

PRODUCT	REFERENCE NO.	Pin Type / Material Plating	Removal Aid / Feature Grease Passage	COMPATIBLE MODELS
RI/CP/147 	346-3540	STRAIGHT PIN / STEEL HARD CHROME PLATED	No Puller Hole --	WORK TOOL PIN GRAB, EXCAVATOR 311D LRR 312D 312D L 312D2 312D2 L 312E 312E L 313F LGC 314D CR 314D LCR 314E LCR 315D L 316E L 318D2 L 318E L
RI/CP/148 	393-7489	STRAIGHT PIN / STEEL HARD CHROME PLATED	Puller Hole Greased through pin	WHEELED EXCAVATOR M315D M316D M316F M317D2 M318F, WORK TOOL PIN GRAB QUICK COUP, EXCAVATOR 316E L 316F L 318D2 318E L 318F L 315 GC 317 GC 317
RI/CP/149 	9H-0750	CROSS HOLE / STEEL ZINC PLATED	No Puller Hole --	TRACK-TYPE TRACTOR 140 141 143 153 163 183B 4 55 6A 6S 8D 8S 9A 9C 9R 9S 9U D6D D6D SR D6E D6E SR D6G D6G SR D6G2 LGP D6G2 XL D7G D7G2 D8H D8K D9G D9H, PIPELAYER 571G 572G 583H 583K 594 594H, MOTOR GRADER 16H 16H NA 16M, TRACK-TYPE LOADER 951 955 977L 983 983B
RI/CP/150 	4H-8493	HEADED PIN / STEEL ZINC PLATED	No Puller Hole --	TRACK-TYPE TRACTOR D6C D7F D9E, BACKHOE LOADER 415 416 420 420F2 420XE 428 428F2 430 430F2 432 432F2 434 440 444 444F2 450, TRACK-TYPE LOADER 977K
RI/CP/151 	4H-4311	HEADED PIN / STEEL ZINC PLATED	No Puller Hole --	TRACK-TYPE TRACTOR 140 141 143 153 163 4 5 55 5A 5S 6 6A 6S D4D D5 D5B D6C D6D D6E D7F D7G D8H D9E D9G D9H, WHEEL-TYPE LOADER 902 906, EARTHMOVING COMPACTOR 826B, TRACK-TYPE LOADER 951 955 973 973C 977 977A 977H 977K 977L 983 983B
RI/CP/152 	247-8064	STRAIGHT PIN / STEEL UNPLATED	No Puller Hole --	
RI/CP/153 	280-6820	HEADED PIN / STEEL UNPLATED	No Puller Hole --	WORK TOOL BR115 BR120 BR320 BR318 BR117 BR118 BR160 BR166 BR172 BR272 BR378 ASPHALT PAVER AP-255E AP300F AP355F
RI/CP/154 	426-0287	STRAIGHT PIN / STEEL UNPLATED	No Puller Hole None	
RI/CP/155 	310-8881	HEADED PIN / STEEL NICKEL PLATED	No Puller Hole --	MOTOR GRADER 24M
RI/CP/156 	166-8785	FLAG PIN / STEEL UNPLATED	No Puller Hole	ASPHALT PAVER AP-1000B AP-1000D AP-1000E AP-1050B AP-1055B AP-1055D AP-1055E AP-500E AP-555E AP-600D AP-655C AP-655D AP-800C AP-800D AP-900B BG-2255C BG-230 BG-230D BG-240C BG-2455C BG-2455D BG-245C BG-260C BG-260D BG1000E BG1055E BG500E BG555E BG600D BG655D



PRODUCT	REFERENCE NO.	Pin Type / Material Plating	Removal Aid / Feature Grease Passage	COMPATIBLE MODELS
RI/CP/157 	277-3793	FLAG PIN / STEEL UNPLATED	No Puller Hole --	WORK TOOL SNOW WING, MOTOR GRADER 120M 2 12M 2 12M 3 12M 3 AWD 140M 140M 2 140M 3 140M 3 AWD 14M-3 14M3 160M 160M 2 160M 3 160M 3 AWD
RI/CP/158 	349-6115	STRAIGHT PIN / STEEL HARD CHROME PLATED	Puller Hole --	WORK TOOL PIN GRAB, EXCAVATOR 326 320D 320D GC 320D L 320D LN 320D LRR 320D RR 320E 320E L 320E LN 323D 323D L 323D LN 323D SA 323D2 L 323E L 323E LN 323E SA 324D 324D L 324E 324E L 324E LN 326D2 L 326F 326F L 328D LCR 329D 329D L 329D2 329D2 L 329E L 329F L 330 330F L 330GC 335F LCR
RI/CP/159 	279-2782	HEADED PIN / STEEL UNPLATED	No Puller Hole --	EXCAVATOR 325F 325F LCR
RI/CP/160 	130-6251	FLAG PIN / STEEL UNPLATED	No Puller Hole --	PAVING COMPACTOR CB-534B CB-535B CP-433C CS-431C CS-433C
RI/CP/161 	277-3787	STRAIGHT PIN / STEEL UNPLATED	No Puller Hole --	WORK TOOL SNOW WING, MOTOR GRADER 120M 2 12M 2 12M 3 12M 3 AWD 140M 140M 2 140M 3 140M 3 AWD 14M-3 14M3 160M 160M 2 160M 3 160M 3 AWD
RI/CP/162 	194-7624	FLAG PIN / STEEL ZINC PLATED	Puller Hole --	PAVING COMPACTOR CB-214D CB-214E CB-22 CB-224D CB-224E CB-225D CB-225E CB-24 CB-32 CB-334E CB-334E XW CB-335E CB-34 CB-34 XW CC-24 CC-34
RI/CP/163 	319-9674	FLAG PIN / STEEL UNPLATED	No Puller Hole --	ARTICULATED DUMP TRUCK 740 740B 740C
RI/CP/164 	231-5266	FLAG PIN / STEEL HARD CHROME PLATED	No Puller Hole --	SKID STEER LOADER 226D3 228 232 232B 232D 232D3 236 236B 236B3 236D 239D 242 242B 242B3 242D 246 246B 246C 246D 247 247B 247B3 248B 249D 252 252B 252B3 256C 257 257B 257B3 257D 259B3 259D 262 262B 262C 262C2 262D 267 267B 268B 272C 272D 272D XHP 272D2 272D2 XHP 277 277B 277C 277C2 216 216B 216B3 226 226B 226B3 226D 277D 279C 279C2 279D 287 287C 287C2 287D 289C 289C2 289D 297C 297D 297D XHP 297D2 297D2 XHP 299C 299D 299D XHP 299D2 299D2 XHP 299D3 272D3 XE 299D3 XE 299D3 272D3 249D3, WORK TOOL BLADE, WHEEL-TYPE LOADER 904B 904H
RI/CP/165 	295-4074	FLAG PIN / STEEL HARD CHROME PLATED	No Puller Hole --	TRACK-TYPE TRACTOR D4 D6K2 D6K2 LGP D6K2 XL D6N D6N LGP D6N XL, TRACK-TYPE LOADER 953D 953K 963 963D 963K 973 973D 973K 953



RI/CP/166



320-0259	FLAG PIN / STEEL UNPLATED	Puller Hole --	ARTICULATED DUMP TRUCK 740 740B 740C
----------	------------------------------	-------------------	--------------------------------------

RI/CP/167



6B-5464	STRAIGHT PIN / STEEL SOFT ZINC PLATED	No Puller Hole --	TRACK-TYPE TRACTOR 3 53 5A PAT D3 D3B D3C D3C II D3C III D4B D4C D4C II D4C III D5C D5C III D5C PAT D5C PATLGP, MOTOR GRADER 120 GC 120 120H 120H ES 120H NA 120K 120K 2 120M 120M 2 135H 135H NA 140K 140M, TRACK-TYPE LOADER 931 931B 931C 931C II 933 933C 935B 935C 935C II 939 939C
---------	--	----------------------	--

RI/CP/168



8E-8914	STRAIGHT PIN / STEEL UNPLATED	Puller Hole --	TRACK-TYPE TRACTOR 10 10SU 10U 11 11SU 11U 57H 58 58L 59 59L 59N 8 8A 8SU 8U 9 9SU 9U D10N D10R D10T D10T2 D11 D11N D11R D11T D8N D8R D9N D9R D10
---------	----------------------------------	-------------------	---

RI/CP/169



285-1174	STRAIGHT PIN / STEEL UNPLATED	No Puller Hole --	BACKHOE LOADER 414E
----------	----------------------------------	----------------------	---------------------

RI/CP/170



5V-0937	STRAIGHT PIN / STEEL ZINC PLATED	Puller Hole --	WHEEL-TYPE LOADER 950B 950B/950E 950E 966D 966E, EARTHMOVING COMPACTOR 815B 816B, WHEEL DOZER 814B
---------	-------------------------------------	-------------------	--

RI/CP/171



282-2782	HEADED PIN / STEEL ZINC PLATED	No Puller Hole --	MINI HYDRAULIC EXCAVATOR 304C CR 305C CR
----------	-----------------------------------	----------------------	--

RI/CP/172



293-1839	HEADED PIN / STEEL UNPLATED	No Puller Hole --	MINI HYDRAULIC EXCAVATOR 308E CR 308E SR 308E2 CR 308E2 SR 308E2CR 308E2SR
----------	--------------------------------	----------------------	--

RI/CP/173



210-0855	FLAG PIN / STEEL HARD CHROME PLATED	Puller Hole --	SKID STEER LOADER 216 216B 216B3 226 226B 226B3 228 232 232B 236 236B 236B3 236D 242 242B 242B3 242D 246 246B 246C 246D 247 247B 247B3 248 248B 252 252B 252B3 256C 257 257B 257B3 257D 259B3 259D 262 262B 262C 262D 267 267B 268B 272C 272D 272D XHP 272D2 272D2 XHP 277 277B 277C 277D 279C 279D 287 287B 287C 287D 289C 289D 297C 297D 297D XHP 297D2 297D2 XHP 299C 299D 299D XHP 299D2 299D2 XHP 232D3 226D3 239D3 272D3 XE 299D3 XE 299D3 272D3 249D3, MINI HYDRAULIC EXCAVATOR 30450, WHEEL-TYPE LOADER 904B 904H
----------	--	-------------------	---

RI/CP/174













286-4216	STRAIGHT PIN / STEEL UNPLATED	No Puller Hole None	BACKHOE LOADER 414E
----------	----------------------------------	------------------------	---------------------

RI/CP/175













217-0055	STRAIGHT PIN / STEEL ZINC PLATED	No Puller Hole --	BACKHOE LOADER 415 415F2 416 416E 416F 416F2 420 420E 420F 420F2 420XE 422E 428E 430 430E 430F 430F2 432E 434E 440 442E 444E 444F2 450 450E 450F
----------	-------------------------------------	----------------------	--

PRODUCT	REFERENCE NO.	Pin Type / Material Plating	Removal Aid / Feature Grease Passage	COMPATIBLE MODELS	
RI/CP/176		273-6949	HEADED PIN / STEEL ZINC PLATED	No Puller Hole --	EXCAVATOR 316E L
RI/CP/177		9C-0119	HEADED PIN / STEEL UNPLATED	No Puller Hole None	INTEGRATED TOOLCARRIER IT38G IT38G II IT38H, WHEEL-TYPE LOADER 938G 938G II 938H, EARTHMOVING COMPACTOR 826C, COLD PLANER PM-465
RI/CP/178		6W-6212	STRAIGHT PIN / STEEL UNPLATED	No Puller Hole --	WHEEL-TYPE SKIDDER 528 528B 530B
RI/CP/179		222-9014	STRAIGHT PIN / STEEL HARD CHROME PLATED	No Puller Hole --	WORK TOOL SG16 SG16B SG18 SG18B
RI/CP/180		328-8806	STRAIGHT PIN / STEEL HARD CHROME PLATED	No Puller Hole --	WORK TOOL PIN GRAB
RI/CP/181		207-7033	FLAG PIN / STEEL UNPLATED	No Puller Hole --	PAVING COMPACTOR CP-323C CS-323C, FOREST PRODUCTS SH-56B
RI/CP/182		276-5489	FLAG PIN / STEEL UNPLATED	No Puller Hole --	WORK TOOL PR172 PR184 PR190, SKID STEER LOADER 272D3 XE 299D3 XE 299D3 272D3, MINI HYDRAULIC EXCAVATOR 30450
RI/CP/183		2K-5807	STRAIGHT PIN / STEEL HARD CHROME PLATED	No Puller Hole --	PIPELAYER 571G 572G 583H 583K 594 594H
RI/CP/184		284-7719	STRAIGHT PIN / STEEL UNPLATED	No Puller Hole --	WHEEL-TYPE LOADER 924H
RI/CP/185		8D-2414	STRAIGHT PIN / STEEL UNPLATED	No Puller Hole --	OFF-HIGHWAY TRUCK 776 777, MOTOR GRADER 120 120H 120H ES 120H NA 120K 120K 2 12H 12H ES 12H NA 12K 135H NA 140H 140H ES 140H NA 140K 140K 2 143H 160H 160H NA 160K 163H NA













PRODUCT		REFERENCE NO.	Pin Type / Material Plating	Removal Aid / Feature Grease Passage	COMPATIBLE MODELS
RI/CP/186		284-7721	STRAIGHT PIN / STEEL UNPLATED	No Puller Hole --	 ASPHALT PAVER AP-1000B AP-1050B AP-1055B AP-650B AP-800C AP-800D AP-900B BG-225C BG-230 BG-230D BG-240C BG-2455C BG-245C BG-260C
RI/CP/187		133-0158	FLAG PIN / STEEL ZINC PLATED	No Puller Hole --	
RI/CP/188		276-5490	FLAG PIN / STEEL UNPLATED	No Puller Hole --	WORK TOOL PRI72 PRI84 PRI90, SKID STEER LOADER 272D3 XE 299D3 299D3 XE 272D3, MINI HYDRAULIC EXCAVATOR 30450
RI/CP/189		9F-1720	HEADED PIN / STEEL UNPLATED	No Puller Hole --	TRACK-TYPE TRACTOR 10 140 143 150 4 44 58 8 8A 8B 8D 8S 8U 9 9B 9D D4E D8L D9G D9H, WHEEL DOZER 824
RI/CP/190		277-3841	STRAIGHT PIN / STEEL UNPLATED	No Puller Hole --	WORK TOOL SNOW WING, MOTOR GRADER 120M 2 12M 2 12M 3 12M 3 AWD 140M 140M 2 140M 3 140M 3 AWD 14M-3 14M3 160M 160M 2 160M 3 160M 3 AWD
RI/CP/191		436-1759	STRAIGHT PIN / STEEL NICKEL PLATED	No Puller Hole None	WHEEL-TYPE SKIDDER 525D 535D 545D 555D
RI/CP/192		336-7062	STRAIGHT PIN / STEEL NICKEL PLATED	No Puller Hole --	OFF-HIGHWAY TRUCK 793 784C 785C 785D 789C 789D 793C 793D 793F 793F CMD 793F OEM 793F XQ 795F AC 795F XQ 797 797B 797F, EXPANDED MINING PRODUCTS 6015B
RI/CP/193		440-9904	FLAG PIN / STEEL ZINC PLATED	No Puller Hole None	ASPHALT PAVER AP-1000F AP-1055F AP500F AP555F AP600F AP655F AP655F L SE50 V SE50 VT SE60 V
RI/CP/194		304-7935	STRAIGHT PIN / STEEL HARD CHROME PLATED	No Puller Hole --	WORK TOOL PIN GRAB, EXCAVATOR 311D LRR 312D 312D L 312D2 312D2 L 312E 312E L 314D CR 314D LCR 314E LCR
RI/CP/195		174-6049	STRAIGHT PIN / STEEL ZINC PLATED	No Puller Hole --	WORK TOOL PC6 PC9, WHEEL-TYPE LOADER 990K 992K 993K 994F 994H, WHEEL DOZER 844K 854K













PRODUCT	REFERENCE NO.	Pin Type / Material Plating	Removal Aid / Feature Grease Passage	COMPATIBLE MODELS	
RI/CP/196		316-1058	STRAIGHT PIN / STEEL UNPLATED	No Puller Hole None	BACKHOE LOADER 414E
RI/CP/197		165-4732	STRAIGHT PIN / STEEL ZINC PLATED	Puller Hole --	ASPHALT PAVER AP-1000B AP-1000D AP-1000E AP-1055B AP-1055D AP-1055E AP-555E AP-600D AP-655D AP-800C AP-800D AS2251 AS2252C AS2301 AS2302 AS2302C BG-230 BG-2455C BG-2455D BG-260C BG-260D BG1000E BG555E
RI/CP/198		222-7344	STRAIGHT PIN / STEEL HARD CHROME PLATED	No Puller Hole --	WORK TOOL SG16 SG16B SG18 SG18B, OFF-HIGHWAY TRUCK 798 AC 796 AC 798 794 AC 785G 789G 797F 785, WHEEL-TYPE LOADER 990K 992K 993K 994F 994H, EXPANDED MINING PRODUCTS 6015B 6015 LD350, WHEEL DOZER 844K 854K
RI/CP/199		180-4654	STRAIGHT PIN / STEEL ZINC PLATED	No Puller Hole --	WORK TOOL PC6 PC9
RI/CP/200		316-8975	STRAIGHT PIN / STEEL UNPLATED	No Puller Hole --	EXCAVATOR 312D 312D L 312E 312E L 313F L 315D L 316E L 316F L 318E L 318F L 319D L 319D LN 320D 320D L 320E L 320F L 324D 324D L 324E L 324E LN 325F 325F LCR 326D2 L 326F L 328D LCR 329D 329D L 329D2 L 329E L 329F L 330D2 L 330F L 335F 335F LCR 336D 336D L 336D2 336D2 GC 336D2 L 336D2 L XE 336D2 LXE 336D2 XE 336E 336E H 336E L 336E LH 336F 336F L 336F L XE 336F LN 336F LN XE 336F XE 340D2 L 340F 340F L LRE 345D L 349D L 349D2 349D2 L 349E 349E L 349E L VG 349F 349F L 349F LXE 352F 352F XE VG 352F-VG 374F 374F L 390F 390F L
RI/CP/201		479-5076	STRAIGHT PIN / STEEL UNPLATED	No Puller Hole --	
RI/CP202		2K-5674	FLAG PIN / STEEL UNPLATED	No Puller Hole --	PIPELAYER 571G 572G 583H 583K 594 594H
RI/CP/203		316-1051	STRAIGHT PIN / STEEL UNPLATED	No Puller Hole --	BACKHOE LOADER 414E
RI/CP/204		6W-7297	STRAIGHT PIN / STEEL UNPLATED	No Puller Hole --	WHEEL-TYPE LOADER 966G 966G II 966H 966K 966K XE 972G 972G II 972H 972K 980C 980F 980F II 980G 980G II 980H 980K 980K HLG, EARTHMOVING COMPACTOR 815K 816K 825C 825G 825G II 825H 825K 826C 826G 826G II 826H 826K 816 815, WHEEL DOZER 814K 824C 824G 824G II 824H 824K 814, LOAD, HAUL, DUMP R1700 II
RI/CP/205		188-7270	FLAG PIN / STEEL UNPLATED	No Puller Hole --	WHEEL-TYPE LOADER 980 972XE 966 972 924H 924HZ 930H 950L 950M 962M 966H 966L 966M 966M XE 972H 980H 980L 980M 982M 988H 988K 988K XE 980XE 966XE, EARTHMOVING COMPACTOR 825C 826C 826G II 826H 826K 836H 836K, WHEEL DOZER 824C 824G II 824H 834G 834H 834K













PRODUCT	REFERENCE NO.	Pin Type / Material Plating	Removal Aid / Feature Grease Passage	COMPATIBLE MODELS
RI/CP/206 	454-0228	FLAG PIN / STEEL UNPLATED	No Puller Hole --	ROAD RECLAIMER RM400, WHEEL-TYPE LOADER 950K 950L 950M 950N Z 962 962K 962L 962M 962N Z 966K 966L 966M 966N XE 972K 972L 972M 972N XE 980K 980L 980M 982M 980 972XE 966 982 972 982XE 980XE 966XE
RI/CP/207 	8E-4709	FLAG PIN / STEEL UNPLATED	No Puller Hole --	TRACK-TYPE TRACTOR 3 53 5A PAT D3B D3C D3C III D4C D4C II D4C III D5C D5C PAT D5C PATLGP, OFF-HIGHWAY TRUCK 793C
RI/CP/208 	124-6543	STRAIGHT PIN / STEEL UNPLATED	Puller Hole --	TELEHANDLER TH103
RI/CP/209 	163-3865	STRAIGHT PIN / STEEL NICKEL PLATED	No Puller Hole --	WHEEL-TYPE LOADER 902 906 906H 907H 908 908H
RI/CP/210 	246-0106	FLAG PIN / STEEL UNPLATED	No Puller Hole --	MINI HYDRAULIC EXCAVATOR 302.2D 302.4D 302.5 302.7D
RI/CP/211 	324-0159	HEADED PIN / STEEL UNPLATED	No Puller Hole --	MINI HYDRAULIC EXCAVATOR 308D
RI/CP/212 	307-4472	STRAIGHT PIN / STEEL HARD CHROME PLATED	No Puller Hole --	WORK TOOL A26B, MINI HYDRAULIC EXCAVATOR 307E2 308E2 CR
RI/CP/213 	274-1203	HEADED PIN / STEEL ZINC PLATED	No Puller Hole --	WORK TOOL PIN GRAB
RI/CP/214 	244-3046	STRAIGHT PIN / STEEL UNPLATED	No Puller Hole --	MINI HYDRAULIC EXCAVATOR 301.4C 301.5 301.6 301.7D 301.7D CR 301.8 302.2D 302.4D 302.5 302.7D
RI/CP/215 	284-9256	HEADED PIN / STEEL ZINC PLATED	No Puller Hole --	WHEEL-TYPE LOADER 906H 906H2 906K 906M 907H 907H2 907K 907M 908H 908H2 908K 908M













PRODUCT		REFERENCE NO.	Pin Type / Material Plating	Removal Aid / Feature Grease Passage	COMPATIBLE MODELS
RI/CP/216		139-4840	FLAG PIN / STEEL UNPLATED	Puller Hole --	MINI HYDRAULIC EXCAVATOR 301.5 301.6 301.6C 301.8 301.8C
RI/CP/217		139-4294	FLAG PIN / STEEL UNPLATED	Puller Hole --	MINI HYDRAULIC EXCAVATOR 301.5 301.6 301.8
RI/CP/218		258-4725	FLAG PIN / STEEL UNPLATED	No Puller Hole --	WORK TOOL T15B T6B T9B, MINI HYDRAULIC EXCAVATOR 30450
RI/CP/219		246-0188	STRAIGHT PIN / STEEL UNPLATED	No Puller Hole --	WORK TOOL BH150 BH160, MINI HYDRAULIC EXCAVATOR 303 303.5C 303.5D 303.5E 303.5E2 CR 303C CR 303E CR 304C CR 304D CR 304E 304E2 CR 305.5D 305.5E 305.5E2 CR 305C CR 305D CR 305E 305E2 CR
RI/CP/220		280-8971	STRAIGHT PIN / STEEL NICKEL PLATED	No Puller Hole --	MINI HYDRAULIC EXCAVATOR 301.5 301.6 301.7CR 301.8 302CR
RI/CP/221		206-7689	STRAIGHT PIN / STEEL UNPLATED	Puller Hole --	TELEHANDLER TH220B TH340B TH350B TH355B TH360B TH460B TH560B TH580B
RI/CP/222		436-8990	FLAG PIN / STEEL UNPLATED	Puller Hole Greased through pin	MINI HYDRAULIC EXCAVATOR 301.4C 301.7D CR
RI/CP/223		6Q-5649	HEADED PIN / STEEL ZINC PLATED	No Puller Hole --	WHEEL-TYPE LOADER 910 910K 910M 914 914K 914M 920 926M 930K 930M
RI/CP/224		153-6196	FLAG PIN / STEEL UNPLATED	Puller Hole --	MINI HYDRAULIC EXCAVATOR 301.5 301.6 301.6C 301.8 301.8C
RI/CP/225		179-3514	STRAIGHT PIN / STEEL HARD CHROME PLATED	No Puller Hole --	EXCAVATOR 320C 320D FM, FOREST PRODUCTS 543 HF181 HF201 HF202 HF221 HF222





























PRODUCT	REFERENCE NO.	Pin Type / Material Plating	Removal Aid / Feature Grease Passage	COMPATIBLE MODELS	
RI/CP/226		229-9241	FLAG PIN / STEEL UNPLATED	No Puller Hole --	MINI HYDRAULIC EXCAVATOR 301.5 301.6 301.6C 301.8 301.8C
RI/CP/227		438-5844	STRAIGHT PIN / STEEL UNPLATED	Puller Hole Greased through pin	MINI HYDRAULIC EXCAVATOR 301.4C 301.7D CR
RI/CP/228		231-5271	STRAIGHT PIN / STEEL HARD CHROME PLATED	No Puller Hole --	SKID STEER LOADER 299D XHP 299D2 299D2 XHP 216 216B 216B3 226 226B 226B3 226D 226D3 228 232 232B 232D 232D3 236 236B 236B3 236D 239D 242 242B 242B3 242D 246 246B 246C 246D 247 247B 247B3 248B 249D 252 252B 252B3 256C 257 257B 257B3 257D 259B3 259D 262 262B 262C 262C2 262D 267 267B 268B 272C 272D 272D XHP 272D2 272D2 XHP 277 277B 277C 277C2 277D 279C 279C2 279D 287 287C 287C2 287D 289C 289C2 289D 297C 297D 297D XHP 297D2 297D2 XHP 299C 299D 299D3 272D3 XE 299D3 XE 299D3 272D3 249D3, WORK TOOL BLADE, WHEEL-TYPE LOADER 904B 904H
RI/CP/229		246-0187	STRAIGHT PIN / STEEL UNPLATED	No Puller Hole --	WORK TOOL BH150 BH160, MINI HYDRAULIC EXCAVATOR 303 303.5C 303.5D 303.5E 303.5E2 CR 303C CR 303E CR 304C CR 304D CR 304E 304E2 CR 305.5D 305.5E 305.5E2 CR 305C CR 305D CR 305E 305E2 CR
RI/CP/230		229-9246	FLAG PIN / STEEL UNPLATED	No Puller Hole --	MINI HYDRAULIC EXCAVATOR 301.5 301.6 301.6C 301.8 301.8C
RI/CP/231		229-9247	FLAG PIN / STEEL UNPLATED	No Puller Hole --	MINI HYDRAULIC EXCAVATOR 301.4C 301.5 301.6 301.6C 301.7D CR 301.8 301.8C
RI/CP/232		165-5245	STRAIGHT PIN / STEEL UNPLATED	Puller Hole --	MINI HYDRAULIC EXCAVATOR 301.4C 301.5 301.6 301.6C 301.7D 301.8 301.8C
RI/CP/233		237-5090	FLAG PIN / STEEL UNPLATED	No Puller Hole --	MINI HYDRAULIC EXCAVATOR 301.4C 301.5 301.6 301.6C 301.7D CR 301.8 301.8C
RI/CP/234		394-5515	STRAIGHT PIN / STEEL UNPLATED	Puller Hole Greased through pin	MINI HYDRAULIC EXCAVATOR 301.7D
RI/CP/235		268-5759	STRAIGHT PIN / STEEL UNPLATED	Puller Hole --	MOTOR GRADER 24-24M













PRODUCT	REFERENCE NO.	Pin Type / Material Plating	Removal Aid / Feature Grease Passage	COMPATIBLE MODELS
RI/CP/236		312-9119 FLAG PIN / STEEL UNPLATED	No Puller Hole --	WHEEL TRACTOR-SCRAPER 613G
RI/CP/237		214-5992 STRAIGHT PIN / STEEL HARD CHROME PLATED	No Puller Hole --	WORK TOOL A7B, MINI HYDRAULIC EXCAVATOR 301.4C 301.7D 301.7D CR
RI/CP/238		2K-1607 STRAIGHT PIN / STEEL HARD CHROME PLATED	No Puller Hole None	PIELAYER 572G 583H 583K 594 594H
RI/CP/239		388-9748 STRAIGHT PIN / STEEL HARD CHROME PLATED	No Puller Hole None	WORK TOOL PIN GRAB, EXCAVATOR 330D 330D L 336D 336D L 336E 336E L 336F L
RI/CP/240		227-4355 STRAIGHT PIN / STEEL HARD CHROME PLATED	No Puller Hole --	WORK TOOL A26B
RI/CP/241		95-1326 HEADED PIN / STEEL UNPLATED	No Puller Hole --	TRACK-TYPE TRACTOR 75 7U D7G 7A
RI/CP/242		135-9480 FLAG PIN / STEEL UNPLATED	No Puller Hole --	COLD PLANER PM-465 PM-565 PM-565B
RI/CP/243		2G-8304 STRAIGHT PIN / STEEL UNPLATED	No Puller Hole --	OFF-HIGHWAY TRUCK 773B 777 777B
RI/CP/244		7P-7237 STRAIGHT PIN / STEEL HARD CHROME PLATED	No Puller Hole --	TRACK-TYPE LOADER 943
RI/CP/245		152-0781 FLAG PIN / STEEL NICKEL PLATED	No Puller Hole --	CHALLENGER 35 45 55














PRODUCT	REFERENCE NO.	Pin Type / Material Plating	Removal Aid / Feature Grease Passage	COMPATIBLE MODELS
RI/CP/246		151-3098 HEADED PIN / STEEL NICKEL PLATED	No Puller Hole --	CHALLENGER 35 45 55
RI/CP/247		316-1055 STRAIGHT PIN / STEEL UNPLATED	No Puller Hole --	BACKHOE LOADER 414E
RI/CP/248		141-7055 FLAG PIN / STEEL NICKEL PLATED	No Puller Hole --	CHALLENGER 35 45 55
RI/CP/249		207-4676 FLAG PIN / STEEL UNPLATED	No Puller Hole --	
RI/CP/250		265-3879 FLAG PIN / STEEL UNPLATED	No Puller Hole None	
RI/CP/251		193-5856 FLAG PIN / STEEL ZINC PLATED	No Puller Hole --	CHALLENGER 35 45 55
RI/CP/252		251-2331 FLAG PIN / STEEL HARD CHROME PLATED	No Puller Hole --	
RI/CP/253		272-6317 FLAG PIN / STEEL UNPLATED	No Puller Hole --	
RI/CP/254		7X-9587 STRAIGHT PIN / STEEL UNPLATED	No Puller Hole --	ROAD RECLAIMER RM-250C RR-250 RR-250B SS-250 SS-250B
RI/CP/255		165-4731 FLAG PIN / STEEL UNPLATED	No Puller Hole --	ASPHALT PAVER AP-1000B AP-1000D AP-1000E AP-1055B AP-1055D AP-1055E AP-555E AP-600D AP-655D AP-800C AP-800D AS2251 AS2252C AS2301 AS2302 AS2302C BG-230 BG-2455E BG-2455D BG-260C BG-260D BG1000E BG555E

PRODUCT	REFERENCE NO.	Pin Type / Material Plating	Removal Aid / Feature Grease Passage	COMPATIBLE MODELS
RI/CP/256 	207-4675	FLAG PIN / STEEL UNPLATED	No Puller Hole --	
RI/CP/257 	251-2334	FLAG PIN / STEEL HARD CHROME PLATED	No Puller Hole --	
RI/CP/258 	5G-9975	STRAIGHT PIN / STEEL HARD CHROME PLATED	No Puller Hole --	CHALLENGER 65 65B 65C 65D 65E 70C 75 75C 75D 75E 85C TRACK-TYPE TRACTOR 58 8 8A 8S 8U D8L, PIPELAYER 572G 583H 583K 594 594H
RI/CP/259 	2K-1606	STRAIGHT PIN / STEEL HARD CHROME PLATED	No Puller Hole --	TRACK-TYPE TRACTOR D6M D6N
RI/CP/260 	224-6121	FLAG PIN / STEEL NICKEL PLATED	No Puller Hole --	WORK TOOL A13 A14B A19 A19B A26 A26B A7B, MINI HYDRAULIC EXCAVATOR 301.4C 301.7D 301.7D CR 302.4D 302.7D 303.5E 303.5E2 CR 305.5E 305.5E2 CR 305E 305E2 CR 307E2 308E2 CR
RI/CP/261 	211-5238	STRAIGHT PIN / STEEL HARD CHROME PLATED	No Puller Hole --	SKID STEER LOADER 232 232B 242 242B 257 257B
RI/CP/262 	191-9635	STRAIGHT PIN / STEEL UNPLATED	No Puller Hole --	UNDERGROUND ARTICULATED TRUCK AD30 AD45B, WHEEL-TYPE LOADER 902 906
RI/CP/263 	138-2160	FLAG PIN / STEEL UNPLATED	No Puller Hole --	SKID STEER LOADER 216 216B 216B3 226 226B 226B3 228 232 232B 236 236B 236B3 236D 242 242B 242B3 242D 246 246B 246C 246D 247 247B 247B3 248 248B 252 252B 252B3 256C 257 257B 257B3 257D 259B3 259D 262 262B 262C 262C2 262D 267 267B 268B 272C 272D 272D XHP 272D2 272D2 XHP 277 277B 277C 277C2 277D 279C 279C2 279D 287 287B 287C 287C2 287D 289C 289C2 289D 297C 297D 297D XHP 297D2 297D2 XHP 299C 299D 299D XHP 299D2 299D2 XHP 232D3 226D3 239D3 272D3 XE 299D3 XE 299D3 272D3 249D3, MINI HYDRAULIC EXCAVATOR 30450, WHEEL-TYPE LOADER 902 904B 904H 906 906H 907H 908 908H, TELEHANDLER TH255C
RI/CP/264 	157-0940	STRAIGHT PIN / STEEL UNPLATED	No Puller Hole --	TRACK-TYPE LOADER 963C 963D 963K 963 963B
RI/CP/265 	7P-2355	STRAIGHT PIN / STEEL HARD CHROME PLATED	Puller Hole --	

PRODUCT	REFERENCE NO.	Pin Type / Material Plating	Removal Aid / Feature Grease Passage	COMPATIBLE MODELS
RI/CP/266		293-7546 STRAIGHT PIN / STEEL HARD CHROME PLATED	No Puller Hole --	MOTOR GRADER 120 120M 120M 2 12K 12M 12M 2 12M 3 12M 3 AWD 140 140K 140M 140M 2 140M 3 140M 3 AWD 14L 150 160 160K 160M 160M 2 160M 3 160M 3 AWD
RI/CP/267		8D-6687 STRAIGHT PIN / STEEL UNPLATED	No Puller Hole --	MOTOR GRADER 120 120G 120H 120H ES 120H NA 120K 120K 2 12G 12H 12H ES 12H NA 12K 130G 135H 135H NA 140 140G 140H 140H ES 140H NA 140K 140K 2 143H 160G 160H 160H ES 160H NA 160K 163H 163H NA
RI/CP/268		157-0941 STRAIGHT PIN / STEEL HARD CHROME PLATED	No Puller Hole --	SKID STEER LOADER 249D3 232D3 226D3 239D3 272D3 XE 299D3 XE 299D3 272D3 216 216B 216B3 226 226B 226B3 228 232 232B 236 236B 236B3 236D 242 242B 242B3 242D 246 246B 246C 246D 247 247B 247B3 248 248B 252 252B 252B3 256C 257 257B 257B3 257D 259B3 259D 262 262B 262C 262C2 262D 267 267B 268B 272C 272D 272D XHP 272D2 272D2 XHP 277 277B 277C 277C2 277D 279C 279C2 279D 287 287B 287C 287C2 287D 289C 289C2 289D 297C 297D 297D XHP 297D2 297D2 XHP 299C 299D 299D XHP 299D2 299D2 XHP, WHEEL-TYPE LOADER 904B 904H, TELEHANDLER TH255C
RI/CP/269		183-2160 FLAG PIN / STEEL UNPLATED	No Puller Hole --	WHEEL-TYPE LOADER 924G 924H 924K 926M
RI/CP/270		282-1626 FLAG PIN / STEEL UNPLATED	No Puller Hole --	EXCAVATOR 315C 320C 340F L LRE
RI/CP/271		282-1630 FLAG PIN / STEEL UNPLATED	No Puller Hole --	EXCAVATOR 315C 320C 340F L LRE
RI/CP/272		157-0942 STRAIGHT PIN / STEEL HARD CHROME PLATED	No Puller Hole Greased through pin	SKID STEER LOADER 232D3 226D3 239D3 272D3 XE 299D3 XE 299D3 272D3 249D3 216 216B 216B3 226 226B 226B3 228 232 232B 236 236B 236B3 236D 242 242B 242B3 242D 246 246B 246C 246D 247 247B 247B3 248 248B 252 252B 252B3 256C 257 257B 257B3 257D 259B3 259D 262 262B 262C 262C2 262D 267 267B 268B 272C 272D 272D XHP 272D2 272D2 XHP 277 277B 277C 277C2 277D 279C 279C2 279D 287 287B 287C 287C2 287D 289C 289C2 289D 297C 297D 297D XHP 297D2 297D2 XHP 299C 299D 299D XHP 299D2 299D2 XHP, WHEEL-TYPE LOADER 904B 904H, TELEHANDLER TH255C
RI/CP/273		5G-2373 HEADED PIN / STEEL UNPLATED	No Puller Hole --	TRACK-TYPE TRACTOR 3 3P 3S 53 D3 D3B D4B, INTEGRATED TOOLCARRIER IT12 IT12B IT14B IT14F IT14G IT14G2 IT18 IT18B IT18F IT24F IT28 IT28B IT28F IT28G, WHEEL-TYPE LOADER 914 910K 910M 914K 914M 918M 924G 924H 928G 928HZ 930G 930H, BACKHOE LOADER 430F 416C 420D 420E 420F 420F2 426C 428C 428D 430D 430E 430F2 432D 432E 432F2 434E 436C 438C 438D 442D 442E 444E 444F2, EXCAVATOR 340 352 352 UHD, MOTOR GRADER 14M, TRACK-TYPE LOADER 931 931B 931C 931C II 935B 935C 935C II, TELEHANDLER TH220B TH306D TH330B TH340B TH350B TH3510D TH357D TH360B TH408D TH460B TH514D TH560B TH580B TL642D TL943D TL1055 TL1255 TL943 TL642
RI/CP/274		170-3671 HEADED PIN / STEEL ZINC PLATED	No Puller Hole --	WORK TOOL G315 G320 MP15 MP20 P315 P325 S3015 S3025 S3035 S320 S320B S325 S325B VHC-30 VHC-40 VHS-30 VHS-30/3 VHS-40 VHS-40/3 VRG30 VRG40 VT30 VT40
RI/CP/275		211-1853 STRAIGHT PIN / STEEL UNPLATED	Puller Hole --	UNDERGROUND ARTICULATED TRUCK AD55 AD55B AD60 AD63



PRODUCT		REFERENCE NO.	Pin Type / Material Plating	Removal Aid / Feature Grease Passage	COMPATIBLE MODELS
RI/CP/276		238-0354	FLAG PIN / STEEL UNPLATED	Puller Hole --	WORK TOOL BH150 BH160
					MINI HYDRAULIC EXCAVATOR 302.7D
RI/CP/277		204-4962	STRAIGHT PIN / STEEL UNPLATED	No Puller Hole --	
RI/CP/278		432-2697	STRAIGHT PIN / STEEL UNPLATED	Puller Hole None	WHEEL-TYPE LOADER 994K
					MINI HYDRAULIC EXCAVATOR 302.7CR 302.4D 302.7D
RI/CP/279		267-9463	STRAIGHT PIN / STEEL NICKEL PLATED	No Puller Hole --	
RI/CP/280		9R-8202	STRAIGHT PIN / STEEL UNPLATED	No Puller Hole --	BACKHOE LOADER 416B 416C 428B 428C 438B 438C
					BACKHOE LOADER 1996-05-01 00:00:00 416C 416D 424D 428C 438C
RI/CP/281		173-7757	STRAIGHT PIN / STEEL UNPLATED	No Puller Hole --	
RI/CP/282		237-5093	FLAG PIN / STEEL UNPLATED	No Puller Hole --	MINI HYDRAULIC EXCAVATOR 302.2D 302.4D 302.5 302.5C 302.7D
RI/CP/283		208-8646	STRAIGHT PIN / STEEL UNPLATED	No Puller Hole --	
RI/CP/284		5T-6549	STRAIGHT PIN / STEEL UNPLATED	Puller Hole --	WHEEL TRACTOR-SCRAPER 651E 657E 657G
RI/CP/285		230-6421	STRAIGHT PIN / STEEL UNPLATED	Puller Hole --	LOAD, HAUL, DUMP R2900 R2900G R3000H

RI/CP/286



139-4279

FLAG PIN / STEEL
UNPLATED

Puller Hole
--

MINI HYDRAULIC EXCAVATOR 301.5 301.6 301.8

RI/CP/287



397-4671

STRAIGHT PIN / STEEL
UNPLATED

No Puller Hole
None

BACKHOE LOADER 450E

RI/CP/288



299-6853

STRAIGHT PIN / STEEL
UNPLATED

Puller Hole
--

OFF-HIGHWAY TRUCK 773D

RI/CP/289



217-9508

FLAG PIN / STEEL
UNPLATED

No Puller Hole
--

MINI HYDRAULIC EXCAVATOR 302.5

RI/CP/290




266-4765

FLAG PIN / STEEL
UNPLATED

No Puller Hole
--

MINI HYDRAULIC EXCAVATOR 305E2 303.5C 303.5D 303.5E 303.5E2 303.5E2 CR 303C CR 304 304C CR 304D CR 304E 304E2 304E2 CR 305 305.5D 305.5E 305.5E2 305.5E2 CR 305C CR 305D CR 305E 305E2 CR 306 305 CR 303.5CR

RI/CP/291



196-5135

FLAG PIN / STEEL
UNPLATED

No Puller Hole
--

MINI HYDRAULIC EXCAVATOR 303

RI/CP/292



173-2769

STRAIGHT PIN / STEEL
UNPLATED

No Puller Hole
--

BACKHOE LOADER 1996-05-01 00:00:00 416C 416D 420D 424D 426C 428C 428D 430D 432D 436C 438C 438D 442D

RI/CP/293




9R-2956

STRAIGHT PIN / STEEL
UNPLATED

No Puller Hole
--

BACKHOE LOADER 416 416B 416C 426 426B 426C 428 428B 428C 436 436B 436C 438 438B 438C

RI/CP/294



232-4273

FLAG PIN / STEEL
UNPLATED

No Puller Hole
--



MINI HYDRAULIC EXCAVATOR 302.5 302.5C











RI/CP/295













230-3343

FLAG PIN / STEEL
UNPLATED














No Puller Hole
--

PRODUCT	REFERENCE NO.	Pin Type / Material Plating	Removal Aid / Feature Grease Passage	COMPATIBLE MODELS	
RI/CP/296		6W-8401	STRAIGHT PIN / STEEL UNPLATED	Puller Hole --	WHEEL-TYPE LOADER 990 990 II 990H 990K 992C 992D 992G 992K 993K 994 994D 994F 994H 992, WHEEL DOZER 844 844H 844K 854G 854K, MOTOR GRADER 24H 24M
RI/CP/297		266-4763	FLAG PIN / STEEL UNPLATED	No Puller Hole --	MINI HYDRAULIC EXCAVATOR 305E2 303.5C 303.5D 303.5E 303.5E2 303.5E2 CR 303C CR 304 304C CR 304D CR 304E 304E2 304E2 CR 305 305.5D 305.5E 305.5E2 305.5E2 CR 305C CR 305D CR 305E 305E2 CR 306 305 CR 303.5CR
RI/CP/298		139-4251	FLAG PIN / STEEL UNPLATED	Puller Hole --	MINI HYDRAULIC EXCAVATOR 301.5 301.6 301.8
RI/CP/299		214-6143	STRAIGHT PIN / STEEL ZINC PLATED	No Puller Hole --	BACKHOE LOADER 415 415F2 416 416E 416F 416F2 420 420E 420F 420F2 420XE 422E 428E 430 430E 430F 430F2 432E 434E 440 442E 444E 444F2 450 450E 450F
RI/CP/300		5G-0792	HEADED PIN / STEEL ZINC PLATED	No Puller Hole --	TRACK-TYPE TRACTOR 3P 3S 4P 53 5A PAT D3 D3B D3C D3C II D3C III D3G D4B D4C D4C II D4C III D4G D5C D5C III D5C PAT D5C PATLGP D5G D7E D7E LGP 3, INTEGRATED TOOLCARRIER ITI2, WHEEL-TYPE LOADER 910 910G G910, TRACK-TYPE LOADER 931 931B 931C 931C II 933 933C 935B 935C 935C II 939 939C
RI/CP/301		397-0240	HEADED PIN / STEEL ZINC PLATED	No Puller Hole --	TRACK-TYPE TRACTOR D1 D2 D3 D3K LGP D3K XL D3K2 LGP D3K2 XL D4K LGP D4K XL D4K2 LGP D4K2 XL D5K LGP D5K XL D5K2 LGP D5K2 XL
RI/CP/302		4T-5430	STRAIGHT PIN / STEEL UNPLATED	No Puller Hole --	WHEEL TRACTOR-SCRAPER 621H 621K 627E 627F 627G 627H 627K 627K LRC
RI/CP303		1V-2788	STRAIGHT PIN / STEEL UNPLATED	Puller Hole --	WHEEL-TYPE LOADER 992C
RI/CP/304		5T-5965	STRAIGHT PIN / STEEL UNPLATED	No Puller Hole --	OFF-HIGHWAY TRUCK 789D 789 789B 789C 789G 793 793B 793C 793D, ARTICULATED DUMP TRUCK D25D D30D D350D D350E D400D D400E D40D
RI/CP/305		277-7844	STRAIGHT PIN / STEEL UNPLATED	No Puller Hole --	INTEGRATED TOOLCARRIER IT38G II, WHEEL-TYPE LOADER 938G II 966G 966G II 972G 972G II
























PRODUCT	REFERENCE NO.	Pin Type / Material Plating	Removal Aid / Feature Grease Passage	COMPATIBLE MODELS	
R/CP/306		277-7845	STRAIGHT PIN / STEEL UNPLATED	No Puller Hole --	INTEGRATED TOOLCARRIER IT38G II, WHEEL-TYPE LOADER 938G II 938H 950H 962H 966G 966G II 972G 972G II
R/CP/307		399-4544	STRAIGHT PIN / STEEL ZINC PLATED	Puller Hole None	WHEEL-TYPE LOADER 910 910K 910M 914 914K 914M 918M 920 920K
R/CP/308		267-9485	STRAIGHT PIN / STEEL NICKEL PLATED	No Puller Hole --	MINI HYDRAULIC EXCAVATOR 303.5C 303.5D 303.5E 303.5E2 303.5E2 CR 303E CR 304.5E2 304D CR 304E 304E2 304E2 CR 305.5E2 305.5E2 CR 305E 305E2 305E2 CR 306 306.5 305 CR 303.5CR 304
R/CP/309		320-1316	STRAIGHT PIN / STEEL ZINC PLATED	No Puller Hole --	WHEEL-TYPE LOADER 906H 906H2 906K 906M 907H 907H2 907K 907M 908H 908H2 908K 908M
R/CP/310		229-9240	FLAG PIN / STEEL UNPLATED	No Puller Hole --	MINI HYDRAULIC EXCAVATOR 301.5 301.6 301.6C 301.8 301.8C
R/CP/311		139-4254	FLAG PIN / STEEL UNPLATED	Puller Hole --	MINI HYDRAULIC EXCAVATOR 301.5 301.6 301.8
R/CP/312		230-3345	FLAG PIN / STEEL UNPLATED	No Puller Hole --	MINI HYDRAULIC EXCAVATOR 302.5 302.5C
R/CP/313		259-2877	STRAIGHT PIN / STEEL ZINC PLATED	No Puller Hole --	WHEEL-TYPE LOADER 906H2 906K 906M 907H 907H2 907K 907M 908H 908H2 908K 908M 906H
R/CP/314		230-3314	STRAIGHT PIN / STEEL UNPLATED	No Puller Hole --	MINI HYDRAULIC EXCAVATOR 302.5 302.5C
R/CP/315		190-3509	COLLET PIN / STEEL ZINC PLATED	Puller Hole --	ARTICULATED DUMP TRUCK 730C2 730C 730C2 EJ 735 735 OEM 735B 735C 740 740 GC 740B 740C 745 745C 725 725C 725C2 730













PRODUCT		REFERENCE NO.	Pin Type / Material Plating	Removal Aid / Feature Grease Passage	COMPATIBLE MODELS
RI/CP/316		343-0529	STRAIGHT PIN / STEEL HARD CHROME PLATED	No Puller Hole None	WORK TOOL PIN GRAB, EXCAVATOR 315D L 316E L 318D2 L 318E L
RI/CP/317		306-7314	HEADED PIN / STEEL UNPLATED	Puller Hole --	
RI/CP/318		306-7310	HEADED PIN / STEEL UNPLATED	No Puller Hole --	
RI/CP/319		140-5172	HEADED PIN / STEEL UNPLATED	Puller Hole --	
RI/CP/320		217-9510	HEADED PIN / STEEL UNPLATED	Puller Hole --	MINI HYDRAULIC EXCAVATOR 302.5
RI/CP/321		278-1109	STRAIGHT PIN / STEEL NICKEL PLATED	No Puller Hole --	MINI HYDRAULIC EXCAVATOR 302.7CR 302.4D 302.7D 305.5E2 CR 305E 305E2 CR
RI/CP/322		139-4249	FLAG PIN / STEEL UNPLATED	No Puller Hole --	MINI HYDRAULIC EXCAVATOR 301.5 301.6 301.8
RI/CP323		173-7758	STRAIGHT PIN / STEEL UNPLATED	No Puller Hole --	BACKHOE LOADER 436C 416D 420D 424D 426C 428D 430D 432D 438D 442D
RI/CP/324		229-9242	FLAG PIN / STEEL UNPLATED	No Puller Hole --	MINI HYDRAULIC EXCAVATOR 301.5 301.6 301.6C 301.8 301.8C
RI/CP/325		5T-2633	STRAIGHT PIN / STEEL UNPLATED	Puller Hole --	WHEEL TRACTOR-SCRAPER 637D 637E 637G 639D 621 621B 621E 621F 621G 621R 621S 623B 623E 623F 623G 627B 627E 627F 627G 631D 631E 631G 633D 633E II











PRODUCT	REFERENCE NO.	Pin Type / Material Plating	Removal Aid / Feature Grease Passage	COMPATIBLE MODELS
RI/CP/326		175-1787 STRAIGHT PIN / STEEL UNPLATED	Puller Hole --	 WORK TOOL BH27 BH30 BH30W, MINI HYDRAULIC EXCAVATOR 302.5
RI/CP/327		165-6916 STRAIGHT PIN / STEEL UNPLATED	Puller Hole --	WHEEL-TYPE LOADER 901C 902C 903C
RI/CP/328		397-1509 HEADED PIN / STEEL UNPLATED	No Puller Hole --	TRACK-TYPE TRACTOR 3 3P D5C III D5C PAT D5C PATLGP 3S 3S LGP 53 5A PAT D3 D3B D3C D3C II D3C III D4B D4C D4C II D4C III D5C, TRACK-TYPE LOADER 931
RI/CP/329		83-0927 STRAIGHT PIN / STEEL UNPLATED	No Puller Hole None	MINI HYDRAULIC EXCAVATOR 302.2D 302.4D 302.7D
RI/CP/330		384-2478 HEADED PIN / STEEL UNPLATED	No Puller Hole --	EXPANDED MINING PRODUCTS 6015B 6015 LD350, EXCAVATOR 5110B
RI/CP/331		121-7373 STRAIGHT PIN / STEEL UNPLATED	No Puller Hole --	CHALLENGER 35 45 55
RI/CP/332		153-7752 FLAG PIN / STEEL NICKEL PLATED	No Puller Hole --	CHALLENGER 35 45 55
RI/CP/333		164-1020 FLAG PIN / STEEL NICKEL PLATED	No Puller Hole --	CHALLENGER 35 45 55
RI/CP/334		151-3261 FLAG PIN / STEEL NICKEL PLATED	No Puller Hole --	TELEHANDLER TH62 TH63 TH82 TH83
RI/CP/335		179-2803 HEADED PIN / STEEL UNPLATED	No Puller Hole --	

PRODUCT	REFERENCE NO.	Pin Type / Material Plating	Removal Aid / Feature Grease Passage	COMPATIBLE MODELS
R/CP/336		385-0579 STRAIGHT PIN / STEEL ZINC PLATED	No Puller Hole --	BACKHOE LOADER 422E 422F 422F2 427F2 428 428E 428F 428F2 432 432E 432F 432F2 434 434E 434F 434F2 442E 444 444E 444F 444F2
R/CP/337		214-2248 HEADED PIN / STEEL ZINC PLATED	No Puller Hole --	TRACK-TYPE TRACTOR D9R D9T
R/CP/338		211-7795 FLAG PIN / STEEL UNPLATED	Puller Hole --	PIELAYER 561N PL61
R/CP/339		112-2301 HEADED PIN / STEEL UNPLATED	No Puller Hole --	EXCAVATOR 330B L 330B LN 330C 345B II 345B L 345C L 350-A L
R/CP/340		305-6730 STRAIGHT PIN / STEEL NICKEL PLATED	No Puller Hole --	MINI HYDRAULIC EXCAVATOR 307D 307E2 308 308D 308E 308E2 CR 309
R/CP/341		2T-0220 FLAG PIN / STEEL UNPLATED	Puller Hole --	WHEEL TRACTOR-SCRAPER 615 615C
R/CP/342		2T-0619 STRAIGHT PIN / STEEL UNPLATED	Puller Hole --	WHEEL TRACTOR-SCRAPER 613C 613C II 613G
R/CP343		9J-8993 STRAIGHT PIN / STEEL UNPLATED	No Puller Hole --	WHEEL TRACTOR-SCRAPER 633D 639D
R/CP/344		9J-0564 STRAIGHT PIN / STEEL UNPLATED	No Puller Hole None	WHEEL TRACTOR-SCRAPER 613 613B
R/CP/345		185-6715 STRAIGHT PIN / STEEL UNPLATED	No Puller Hole --	OFF-HIGHWAY TRUCK 795F AC 795F XQ 797 797B 797F



PRODUCT	REFERENCE NO.	Pin Type / Material Plating	Removal Aid / Feature Grease Passage	COMPATIBLE MODELS	
RI/CP/346		321-4377	FLAG PIN / STEEL UNPLATED	No Puller Hole --	WHEEL TRACTOR-SCRAPER 613C 613C II
RI/CP/347		2T-0221	FLAG PIN / STEEL UNPLATED	Puller Hole --	WHEEL TRACTOR-SCRAPER 615 615C
RI/CP/348		349-6117	STRAIGHT PIN / STEEL HARD CHROME PLATED	No Puller Hole --	WORK TOOL PIN GRAB, EXCAVATOR 324D 324D L 324E 324E L 324E LN 329D 329D L 329E 329E L 336D 336D L 336E 336E L
RI/CP/349		108-4741	STRAIGHT PIN / STEEL HARD CHROME PLATED	No Puller Hole --	CHALLENGER 35 45 55
RI/CP/350		349-6116	STRAIGHT PIN / STEEL HARD CHROME PLATED	No Puller Hole --	WORK TOOL PIN GRAB, EXCAVATOR 324D 324D L 324E L 329D 329D L 329E L 330C FM 330C MH 336D 336D L 336E L 336E LH 336F L
RI/CP/351		305-6725	STRAIGHT PIN / STEEL NICKEL PLATED	No Puller Hole --	MINI HYDRAULIC EXCAVATOR 307D 307E2 308 308D 308E 308E2 CR 309
RI/CP/352		277-3800	FLAG PIN / STEEL UNPLATED	No Puller Hole --	WORK TOOL SNOW WING, MOTOR GRADER 140M 3 140M 3 AWD 14M-3 14M3 160M 160M 2 160M 3 160M 3 AWD 120M 2 12M 2 12M 3 12M 3 AWD 140M 140M 2
RI/CP353		132-3917	FLAG PIN / STEEL UNPLATED	No Puller Hole --	ROAD RECLAIMER RM-300 RM-500 RM400 RM500B, COLD PLANER PM-201 PM-465 PM-565B RM400
RI/CP/354		318-7138	HEADED PIN / STEEL HARD CHROME PLATED	No Puller Hole --	WORK TOOL PIN GRAB, EXCAVATOR 324D 324D L 324E 324E L 324E LN 329D 329D L 329E 329E L 336D 336D L 336E 336E L
RI/CP/355		336-2009	FLAG PIN / STEEL UNPLATED	No Puller Hole --	PAVING COMPACTOR C32 C4.4 CB-44B CB-54B CB-64B CB-66B CB-68B CB10 CB13 CB15 CB16 CB46B CB7 CB8 CD-44B CD-54 CD-54B CD10 CD8 CW12













PRODUCT	REFERENCE NO.	Pin Type / Material Plating	Removal Aid / Feature Grease Passage	COMPATIBLE MODELS	
R/CP/356		8V-2911	HEADED PIN / STEEL UNPLATED	No Puller Hole --	ROAD RECLAIMER RM-300 RM-350 RM-350B RM-500 RM400 RM500B SM-350, WHEEL-TYPE SKIDDER 508, COLD PLANER PM-201 PM-465 PM-565 PM-565B
					WHEEL-TYPE LOADER 908
R/CP/357		139-1998	FLAG PIN / STEEL UNPLATED	No Puller Hole --	
R/CP/358		8J-7921	FLAG PIN / STEEL UNPLATED	No Puller Hole --	WHEEL TRACTOR-SCRAPER 621H 621K 627B 627E 627F 627G 627H 627K 627L LRC 637D 637E 637G
R/CP/359		266-8938	FLAG PIN / STEEL UNPLATED	No Puller Hole --	
R/CP/360		9D-0050	STRAIGHT PIN / STEEL HARD CHROME PLATED	Puller Hole --	MOTOR GRADER 120G
R/CP/361		271-2734	FLAG PIN / STEEL UNPLATED	No Puller Hole --	TRACK-TYPE TRACTOR D3K LGP D3K XL D3K2 LGP D3K2 XL D4K LGP D4K XL D4K2 LGP D4K2 XL D5K LGP D5K XL D5K2 LGP D5K2 XL
R/CP/362		5V-6380	HEADED PIN / STEEL UNPLATED	No Puller Hole --	WHEEL-TYPE SKIDDER 525C 525D 535C 535D 545C 545D 555D, UNDERGROUND ARTICULATED TRUCK AD22, WHEEL-TYPE LOADER 966M 966 966XE 950B 950B/950E 950E 950F 950F II 950G 950G II 950H 950K 950M 960F 962G 962G II 962H 962K 962M 966D 966E 966F 966F II 966G 966G II 966H 966K 966K XE 966M XE 970F 972G 972G II 972H 972K, EARTHMOVING COMPACTOR 815B 815F 815F II 815K 816B 816F 816F II 816K 816 815, EXCAVATOR 325B L 330B L 330C 330C L 330D L 336D 336E HVG 340F 340F L UHD 345B II 345B L 345C 345C L 349E L HVG 350-A L 352 5080 5230B, WHEEL DOZER 814B 814F 814F II 814K 814, COLD PLANER PM-565, FOREST PRODUCTS 2470C 2570C 2570D 2670D 2864C 553C 554 563C 563D 564 573C 573D 574 574B 586C
					MOTOR GRADER 16 16M3 18 18M3
R/CP363		426-4335	FLAG PIN / STEEL UNPLATED	No Puller Hole --	
R/CP/364		5G-4066	STRAIGHT PIN / STEEL UNPLATED	Puller Hole --	TRACK-TYPE TRACTOR 3 53 D3, INTEGRATED TOOLCARRIER IT12 IT12B IT14B IT14F, WHEEL-TYPE LOADER 910 G910, TRACK-TYPE LOADER 931 931B 931C 931C II 935B 935C 935C II
					WHEEL-TYPE LOADER 910 G910, TRACK-TYPE LOADER 931 931B
R/CP/365		65-3466	STRAIGHT PIN / STEEL UNPLATED	No Puller Hole --	













PRODUCT	REFERENCE NO.	Pin Type / Material Plating	Removal Aid / Feature Grease Passage	COMPATIBLE MODELS	
RI/CP/366		317-2867	FLAG PIN / STEEL UNPLATED	No Puller Hole --	WHEEL TRACTOR-SCRAPER 621H 621K 627H 627K 627K LRC 631K 637G 637K
RI/CP/367		111-4030	FLAG PIN / STEEL UNPLATED	No Puller Hole --	INTEGRATED TOOLCARRIER IT14G IT14G2
RI/CP/368		7D-8859	FLAG PIN / STEEL UNPLATED	No Puller Hole --	MOTOR GRADER 16G 16H 16H NA
RI/CP/369		4V-2048	STRAIGHT PIN / STEEL HARD CHROME PLATED	No Puller Hole --	WHEEL-TYPE LOADER 980G 980G II 980H 980K, EARTHMOVING COMPACTOR 825 825C 825G 825G II 825H 826C 826G 826G II 826H, WHEEL DOZER 824G II
RI/CP/370		6S-5984	STRAIGHT PIN / STEEL UNPLATED	Puller Hole --	TRACK-TYPE TRACTOR 3 3P 3S 4P 53 5A PAT D3 D3B D3C D3C II D3C III D4B D4C D4C II D4C III D5C D5C III D5C PAT D5C PATLGP, TRACK-TYPE LOADER 931
RI/CP/371		5G-5069	STRAIGHT PIN / STEEL UNPLATED	No Puller Hole --	TRACK-TYPE TRACTOR D3G D3K2 LGP D3K2 XL D4G D4K2 LGP D4K2 XL D5G D5K2 LGP D5K2 XL, INTEGRATED TOOLCARRIER IT12 IT12B IT14B IT14F, WHEEL-TYPE LOADER 910 G910
RI/CP/372		283-9355	STEEL / UNPLATED UNPLATED	--	OFF-HIGHWAY TRUCK 794 AC 793 793F 793F AC 793F CMD 793F OEM 793F XQ 795F AC 795F XQ 796 AC 797 797B 797F 798 798 AC, ENGINE - INDUSTRIAL C175-16 C175-20, ENGINE - GENERATOR SET C175-16
RI/CP373		8V-7865	FLAG PIN / STEEL UNPLATED	No Puller Hole --	INTEGRATED TOOLCARRIER IT18 IT18B, WHEEL-TYPE LOADER 916 G916
RI/CP/374		249-5643	HEADED PIN / STEEL ZINC PLATED	No Puller Hole --	MOTOR GRADER 120 120M 120M 2 12K 12M 12M 2 12M 3 12M 3 AWD 140 140K 140M 140M 2 140M 3 140M 3 AWD 14L 150 160 160M 160M 2 160M 3 160M 3 AWD 160K
RI/CP/375		318-2594	FLAG PIN / STEEL UNPLATED	No Puller Hole --	MOTOR GRADER 24H 24M
























PRODUCT		REFERENCE NO.	Pin Type / Material Plating	Removal Aid / Feature Grease Passage	COMPATIBLE MODELS
RI/CP/376		482-7632	FLAG PIN / STEEL ZINC PLATED	No Puller Hole None	WORK TOOL BS3E, WHEEL-TYPE LOADER 924K 926M 930K 930M 938K 938M 914 918M 920
					SKID STEER LOADER 236 236B 236B3 246 246B 248 248B 267 267B 277 277B
RI/CP/377		142-9090	FLAG PIN / STEEL UNPLATED	No Puller Hole --	
RI/CP/378		338-7264	FLAG PIN / STEEL UNPLATED	No Puller Hole --	WHEEL TRACTOR-SCRAPER 657 657G
RI/CP/379		452-0480	FLAG PIN / STEEL UNPLATED	No Puller Hole None	SKID STEER LOADER 242D 257D 257D3 259D 242D3 259D3
RI/CP/380		5G-4988	FLAG PIN / STEEL UNPLATED	No Puller Hole --	INTEGRATED TOOLCARRIER IT12
RI/CP/381		111-4031	FLAG PIN / STEEL UNPLATED	No Puller Hole --	INTEGRATED TOOLCARRIER IT14G IT14G2
RI/CP/382		443-4678	FLAG PIN / STEEL NICKEL PLATED	No Puller Hole None	ASPHALT PAVER AP500F AP555F AP600F AP655F SE50 V SE50 VT SE60 V SE60 V XW SE60 VT XW SE60VT XW
RI/CP383		283-3118	FLAG PIN / STEEL UNPLATED	No Puller Hole --	EXCAVATOR 320D 320D L 324D L 325B L 325C 325D L 329D L
RI/CP/384		177-1914	FLAG PIN / STEEL HARD CHROME PLATED	Puller Hole --	SKID STEER LOADER 216 216B 216B3 226 226B 226B3 228 232 232B 236 236B 236B3 236D 242 242B 242B3 242D 246 246B 246C 246D 247 247B 247B3 248 248B 252 252B 252B3 256C 257 257B 257B3 257D 259B3 259D 262 262B 262C 262D 267 267B 268B 272C 272D 272D XHP 272D2 272D2 XHP 277 277B 277C 277D 279C 279D 287 287B 287C 287D 289C 289D 297C 297D 297D XHP 297D2 297D2 XHP 299C 299D 299D XHP 299D2 299D2 XHP 232D3 226D3 239D3 272D3 XE 299D3 XE 299D3 272D3 249D3, MINI HYDRAULIC EXCAVATOR 30450, WHEEL-TYPE LOADER 904B 904H
RI/CP/385		65-3759	FLAG PIN / STEEL UNPLATED	No Puller Hole --	TRACK-TYPE TRACTOR 3 53 D3, WHEEL-TYPE LOADER 910 G910, TRACK-TYPE LOADER 931 931B 931C 931C II 933C 935B 935C 935C II 939C















PRODUCT	REFERENCE NO.	Pin Type / Material Plating	Removal Aid / Feature Grease Passage	COMPATIBLE MODELS	
RI/CP/386		283-3121	STRAIGHT PIN / STEEL UNPLATED	Puller Hole --	EXCAVATOR 320D 320D L 324D L 325B L 325C 325D L 329D L
RI/CP/387		190-8038	FLAG PIN / STEEL UNPLATED	Puller Hole --	SKID STEER LOADER 232 232B 242 242B 242B3 252 252B 252B3 257 257B 257B3 259B3 262 262B 268B 287 287B
RI/CP/388		2G-8031	STRAIGHT PIN / STEEL UNPLATED	No Puller Hole --	OFF-HIGHWAY TRUCK 773B 777
RI/CP/389		3R-2450	STRAIGHT PIN / STEEL UNPLATED	No Puller Hole None	TRACK-TYPE TRACTOR D7F
RI/CP/390		172-8122	FLAG PIN / STEEL UNPLATED	No Puller Hole --	MOTOR GRADER 120 120M 120M 2 12M 12M 2 12M 3 12M 3 AWD 140 140M 140M 2 140M 3 140M 3 AWD 143H 14L 14M 14M-3 14M3 150 160 160M 160M 2 160M 3 160M 3 AWD 163H NA
RI/CP/391		141-7320	STRAIGHT PIN / STEEL ZINC PLATED	No Puller Hole --	CHALLENGER VFS50 VFS70
RI/CP/392		261-6405	STRAIGHT PIN / STEEL UNPLATED	No Puller Hole --	PAVING COMPACTOR PS-150B PS-200B
RI/CP/393		077-4215	STRAIGHT PIN / STEEL UNPLATED	No Puller Hole --	WHEEL-TYPE LOADER 920, MOTOR GRADER 120H 12H NA 140H NA
RI/CP/394		252-6872	DOWEL PIN / STEEL HARD CHROME PLATED	--	WHEEL TRACTOR-SCRAPER 613C 613C II 613C
RI/CP/395		2T-0412	STRAIGHT PIN / STEEL UNPLATED	No Puller Hole --	



PRODUCT	REFERENCE NO.	Pin Type / Material Plating	Removal Aid / Feature Grease Passage	COMPATIBLE MODELS	
RI/CP/396		2K-6951	STRAIGHT PIN / STEEL HARD CHROME PLATED	No Puller Hole None	WHEEL-TYPE LOADER 920 930 950 966C, TRACK-TYPE LOADER 941 941B 951B 951C 955 955C 955H 977A 977D 977H
RI/CP/397		111-4029	FLAG PIN / STEEL UNPLATED	Puller Hole --	INTEGRATED TOOLCARRIER IT14G IT14G2
RI/CP/398		321-3396	HEADED PIN / STEEL ZINC PLATED	No Puller Hole --	WHEEL-TYPE SKIDDER 525D 535D 545D 555D, TRACK-TYPE LOADER 953D 953K 963 963D 963K 973 973D 973K 953
RI/CP/399		161-9570	HEADED PIN / STEEL ZINC PLATED	No Puller Hole --	EXCAVATOR 320C FM 322C FM 325C FM 330C FM, FOREST PRODUCTS 322C
RI/CP/400		109-3731	FLAG PIN / STEEL UNPLATED	No Puller Hole --	INTEGRATED TOOLCARRIER IT14G IT14G2, WHEEL-TYPE LOADER 914G 914G2
RI/CP/401		203-0230	FLAG PIN / STEEL UNPLATED	No Puller Hole --	PAVING COMPACTOR CW-14 CW-16 PS-150B PS-150C PS-200B
RI/CP/402		252-6859	TAPERED HITCH PIN / STEEL UNPLATED	--	WHEEL-TYPE LOADER 920 930 930R 930T
RI/CP/403		9R-2725	STRAIGHT PIN / STEEL UNPLATED	No Puller Hole None	BACKHOE LOADER 446 446B 446D
RI/CP/404		203-7171	STRAIGHT PIN / STEEL UNPLATED	No Puller Hole --	MINI HYDRAULIC EXCAVATOR 303 303.5E 303.5E2 CR 303E CR 303E2R 304E 304E2 CR 303.5CR 304CR 303CR
RI/CP/405		146-2887	STRAIGHT PIN / STEEL UNPLATED	Puller Hole --	

PRODUCT		REFERENCE NO.	Pin Type / Material Plating	Removal Aid / Feature Grease Passage	COMPATIBLE MODELS
RI/CP/406		173-8248	STRAIGHT PIN / STEEL UNPLATED	No Puller Hole --	WORK TOOL BH150 BH160, MINI HYDRAULIC EXCAVATOR 303 303.5 303.5C 303.5D 303C CR 304D CR
					MINI HYDRAULIC EXCAVATOR 304 304.5 305
RI/CP/407		211-9570	FLAG PIN / STEEL UNPLATED	No Puller Hole --	
RI/CP/408		217-9505	FLAG PIN / STEEL UNPLATED	No Puller Hole --	MINI HYDRAULIC EXCAVATOR 302.5
					WORK TOOL BH150 BH160, MINI HYDRAULIC EXCAVATOR 303 303.5 303.5E 303.5E2 303.5E2 CR 303E CR 304.5E2 304E 304E2 304E2 CR 308E2 CR 304
RI/CP/409		237-5096	HEADED PIN / STEEL UNPLATED	No Puller Hole --	
RI/CP/410		228-2856	FLAG PIN / STEEL UNPLATED	No Puller Hole None	MINI HYDRAULIC EXCAVATOR 303 303.5C 303.5D 303.5E 303.5E2 303.5E2 CR 303C CR 303E CR 304.5E2 304D CR 304E 304E2 304E2 CR 303CR 303.5CR 304CR 304
					MINI HYDRAULIC EXCAVATOR 302.5 302.5C
RI/CP/411		230-3342	FLAG PIN / STEEL UNPLATED	No Puller Hole --	
RI/CP/412		223-3577	STRAIGHT PIN / STEEL UNPLATED	No Puller Hole --	MINI HYDRAULIC EXCAVATOR 305 304
					MINI HYDRAULIC EXCAVATOR 304 304.5 305
RI/CP/413		184-3384	STRAIGHT PIN / STEEL UNPLATED	No Puller Hole --	
RI/CP/414		230-1217	FLAG PIN / STEEL UNPLATED	No Puller Hole None	MINI HYDRAULIC EXCAVATOR 304 305
					MINI HYDRAULIC EXCAVATOR 304 304.5 305
RI/CP/415		237-5099	FLAG PIN / STEEL UNPLATED	Puller Hole --	



PRODUCT	REFERENCE NO.	Pin Type / Material Plating	Removal Aid / Feature Grease Passage	COMPATIBLE MODELS
RI/CP/416 	304-7931	STRAIGHT PIN / STEEL HARD CHROME PLATED	No Puller Hole --	WORK TOOL PIN GRAB, EXCAVATOR 311D LRR 312D 312D L 312D2 312D2 L 312E 312E L 314D CR 314D LCR 314E LCR
RI/CP/417 	146-1355	FLAG PIN / STEEL ZINC PLATED	No Puller Hole --	EXCAVATOR 365B 365B II 365B L 365C 365C L 374D L 374F 374F L
RI/CP/418 	173-8127	FLAG PIN / STEEL ZINC PLATED	No Puller Hole --	EXCAVATOR 385B 385C 385C L 390D 390D L 390F 390F L
RI/CP/419 	302-8062	STRAIGHT PIN / STEEL UNPLATED	Puller Hole None	LOAD, HAUL, DUMP R2900G
RI/CP/420 	204-4980	STRAIGHT PIN / STEEL UNPLATED	No Puller Hole --	
RI/CP/421 	280-8984	STRAIGHT PIN / STEEL NICKEL PLATED	No Puller Hole --	MINI HYDRAULIC EXCAVATOR 303.5C 303.5D 303.5E 303.5E2 CR 303E CR 304D CR 304E 304E2 CR
RI/CP/422 	452-2743	FLAG PIN / STEEL UNPLATED	Puller Hole --	MINI HYDRAULIC EXCAVATOR 303.5E2 303E CR 304.5E2 304E2 303.5CR 304
RI/CP/423 	208-1498	STRAIGHT PIN / STEEL NICKEL PLATED	No Puller Hole --	Greased through pin
RI/CP/424 	280-8985	STRAIGHT PIN / STEEL UNPLATED	No Puller Hole --	
RI/CP/425 	246-0261	STRAIGHT PIN / STEEL UNPLATED	No Puller Hole --	WORK TOOL H35DS H45DS H55DS H65DS



RI/CP/426



251-3755

FLAG PIN / STEEL
UNPLATED

No Puller Hole
--

WORK TOOL BH150 BH160

RI/CP/427



261-7763

STRAIGHT PIN / STEEL
UNPLATED

No Puller Hole
--

ARTICULATED DUMP TRUCK 730

RI/CP/428



172-2077

FLAG PIN / STEEL
UNPLATED

No Puller Hole
--

MINI HYDRAULIC EXCAVATOR 303.5

RI/CP/429



172-2721

FLAG PIN / STEEL
UNPLATED

No Puller Hole
--

MINI HYDRAULIC EXCAVATOR 304.5

RI/CP/430



217-9519

FLAG PIN / STEEL
UNPLATED

No Puller Hole
--

MINI HYDRAULIC EXCAVATOR 302.5

RI/CP/431



4T-9566

STRAIGHT PIN / STEEL
UNPLATED

No Puller Hole
--

TRACK-TYPE TRACTOR D4, TRACK-TYPE LOADER 963 963B 963C

RI/CP/432



195-7668

FLAG PIN / STEEL
UNPLATED

No Puller Hole
--

MINI HYDRAULIC EXCAVATOR 303

RI/CP/433



281-1106

STRAIGHT PIN / STEEL
UNPLATED

No Puller Hole
--

MINI HYDRAULIC EXCAVATOR 303.5D 303.5E 303.5E2 303.5E2 CR 303C CR 303E CR 303ECR

RI/CP/434



217-9504

FLAG PIN / STEEL
UNPLATED

No Puller Hole
--

MINI HYDRAULIC EXCAVATOR 302.5 303.5

RI/CP/435















284-6255












STRAIGHT PIN / STEEL
HARD CHROME PLATED











No Puller Hole
--

MINI HYDRAULIC EXCAVATOR 304E2 303.5C 304.5E2 304D CR 304E 304E2 CR











PRODUCT	REFERENCE NO.	Pin Type / Material Plating	Removal Aid / Feature Grease Passage	COMPATIBLE MODELS	
RI/CP/436		202-6240	FLAG PIN / STEEL UNPLATED	No Puller Hole --	MINI HYDRAULIC EXCAVATOR 303
RI/CP/437		227-9164	STRAIGHT PIN / STEEL UNPLATED	Puller Hole --	
RI/CP/438		172-2049	FLAG PIN / STEEL UNPLATED	No Puller Hole --	MINI HYDRAULIC EXCAVATOR 303.5
RI/CP/439		277-9395	STRAIGHT PIN / STEEL UNPLATED	Puller Hole --	
RI/CP/440		222-3354	FLAG PIN / STEEL UNPLATED	No Puller Hole --	MINI HYDRAULIC EXCAVATOR 303.5
RI/CP/441		195-8157	FLAG PIN / STEEL UNPLATED	No Puller Hole --	MINI HYDRAULIC EXCAVATOR 303
RI/CP/442		240-6109	STRAIGHT PIN / STEEL UNPLATED	No Puller Hole --	WHEEL-TYPE LOADER 901C 901C2 902C 902C2 903C 903C2
RI/CP/443		231-9146	STRAIGHT PIN / STEEL UNPLATED	No Puller Hole --	WHEEL-TYPE LOADER 901C 901C2 902C 902C2 903C 903C2 903D
RI/CP/444		260-6314	FLAG PIN / STEEL UNPLATED	No Puller Hole None	MINI HYDRAULIC EXCAVATOR 303.5C 303.5D 303.5E 303.5E2 303.5E2 CR 303C CR 303E CR 303E CR 304.5E2 304D CR 304E 304E2 304E2 CR 302.7CR 303.5CR 303CR 304CR 304
RI/CP/445		397-4480	STRAIGHT PIN / STEEL UNPLATED	No Puller Hole --	WHEEL-TYPE LOADER 901C 901C2 902C 902C2 903C 903C2













PRODUCT	REFERENCE NO.	Pin Type / Material Plating	Removal Aid / Feature Grease Passage	COMPATIBLE MODELS	
RI/CP/446		266-4064	FLAG PIN / STEEL UNPLATED	No Puller Hole --	MINI HYDRAULIC EXCAVATOR 303.5C 303.5D 303.5E 303.5E2 303.5E2 CR 303C CR 303E CR 303ECR 304.5E2 304D CR 304E 304E2 304E2 CR
RI/CP/447		140-3726	FLAG PIN / STEEL UNPLATED	No Puller Hole --	
RI/CP/448		9R-9373	FLAG PIN / STEEL UNPLATED	No Puller Hole --	WHEEL-TYPE LOADER 924G 924H, BACKHOE LOADER 414E 416 416B 416C 416D 416E 420D 420E 422E 424D 426 426B 426C 428 428B 428C 428D 430D 430E 436 436B 436C 438 438B 438C
RI/CP/449		227-9165	STRAIGHT PIN / STEEL UNPLATED	No Puller Hole --	
RI/CP/450		204-0480	STRAIGHT PIN / STEEL UNPLATED	Puller Hole --	TELEHANDLER TH350B TH355B TH360B
RI/CP/451		193-0493	FLAG PIN / STEEL UNPLATED	No Puller Hole --	MINI HYDRAULIC EXCAVATOR 303.5 304.5
RI/CP/452		194-8448	FLAG PIN / STEEL UNPLATED	No Puller Hole --	MINI HYDRAULIC EXCAVATOR 303
RI/CP453		217-9548	FLAG PIN / STEEL UNPLATED	No Puller Hole --	MINI HYDRAULIC EXCAVATOR 303.5 304.5
RI/CP/454		201-1718	FLAG PIN / STEEL UNPLATED	No Puller Hole --	MINI HYDRAULIC EXCAVATOR 303
RI/CP/455		292-0153	FLAG PIN / STEEL UNPLATED	No Puller Hole --	MINI HYDRAULIC EXCAVATOR 303.5C 303.5D 303.5E 303.5E2 303.5E2 CR 303C CR 303E CR 303ECR 304.5E2 304D CR 304E 304E2 304E2 CR











PRODUCT		REFERENCE NO.	Pin Type / Material Plating	Removal Aid / Feature Grease Passage	COMPATIBLE MODELS
RI/CP/456		217-9497	FLAG PIN / STEEL UNPLATED	No Puller Hole --	MINI HYDRAULIC EXCAVATOR 302.5 302.5C
		238-0347	FLAG PIN / STEEL UNPLATED	No Puller Hole --	WORK TOOL BH150 BH160, WHEEL-TYPE LOADER 2007-09-21 19:06:03 924G 924H 924K 926M 930G 930H 930K 930M 938K 938M
RI/CP/457		238-0347	FLAG PIN / STEEL UNPLATED	No Puller Hole --	WORK TOOL BH150 BH160, WHEEL-TYPE LOADER 2007-09-21 19:06:03 924G 924H 924K 926M 930G 930H 930K 930M 938K 938M
RI/CP/458		450-5960	STRAIGHT PIN / STEEL UNPLATED	Puller Hole --	MINI HYDRAULIC EXCAVATOR 302.7D
		241-4369	STRAIGHT PIN / STEEL UNPLATED	Puller Hole --	MINI HYDRAULIC EXCAVATOR 302.7D
RI/CP/459		241-4369	STRAIGHT PIN / STEEL UNPLATED	Puller Hole --	MINI HYDRAULIC EXCAVATOR 302.7D
RI/CP/460		330-9678	STRAIGHT PIN / STEEL ZINC PLATED	No Puller Hole --	BACKHOE LOADER 434E 444E
		330-9677	STRAIGHT PIN / STEEL ZINC PLATED	No Puller Hole --	BACKHOE LOADER 434E 444E
RI/CP/461		330-9677	STRAIGHT PIN / STEEL ZINC PLATED	No Puller Hole --	BACKHOE LOADER 434E 444E
RI/CP/462		195-8155	FLAG PIN / STEEL UNPLATED	No Puller Hole --	MINI HYDRAULIC EXCAVATOR 303
		132-2558	STRAIGHT PIN / STEEL ZINC PLATED	No Puller Hole --	INTEGRATED TOOLCARRIER IT14G IT14G2 IT28G, WHEEL-TYPE LOADER 1999-12-01 00:00:00 2007-09-21 19:06:03 914G 914G2 924G 924GZ 924H 924HZ 924K 926M 928G 928H 928HZ 930G 930H 930K 930M 938K 938M, BACKHOE LOADER 416E
RI/CP463		132-2558	STRAIGHT PIN / STEEL ZINC PLATED	No Puller Hole --	INTEGRATED TOOLCARRIER IT14G IT14G2 IT28G, WHEEL-TYPE LOADER 1999-12-01 00:00:00 2007-09-21 19:06:03 914G 914G2 924G 924GZ 924H 924HZ 924K 926M 928G 928H 928HZ 930G 930H 930K 930M 938K 938M, BACKHOE LOADER 416E
RI/CP/464		132-6496	FLAG PIN / STEEL UNPLATED	No Puller Hole --	BACKHOE LOADER 414E 416B 416C 416D 416E 420D 420E 422E 424D 426B 426C 428B 428C 428D 430D 430E 436B 436C 438B 438C
		349-7858	HEADED PIN / STEEL ZINC PLATED	Puller Hole --	WHEEL-TYPE LOADER 924K 926M 930K 930M 938K 938M
RI/CP/465		349-7858	HEADED PIN / STEEL ZINC PLATED	Puller Hole --	WHEEL-TYPE LOADER 924K 926M 930K 930M 938K 938M













PRODUCT	REFERENCE NO.	Pin Type / Material Plating	Removal Aid / Feature Grease Passage	COMPATIBLE MODELS	
RI/CP/466		266-4066	FLAG PIN / STEEL UNPLATED	No Puller Hole --	MINI HYDRAULIC EXCAVATOR 303.5C 303C CR
RI/CP/467		184-3377	FLAG PIN / STEEL UNPLATED	Puller Hole --	MINI HYDRAULIC EXCAVATOR 304 304.5 305
RI/CP/468		266-4106	FLAG PIN / STEEL UNPLATED	No Puller Hole --	MINI HYDRAULIC EXCAVATOR 304E2 303.5C 303.5D 303.5E 303.5E2 303.5E2 CR 303C CR 303E CR 303ECR 304.5E2 304D CR 304E 304E2 CR
RI/CP/469		114-3836	STRAIGHT PN / STEEL UNPLATED	No Puller Hole --	BACKHOE LOADER 416C 420D 420E 426C 428C 428D 428E 430D 430E 432D 432E 436C 438C 438D 442D 442E 1996-05-01 00:00:00
RI/CP/470		104-6317	STRAIGHT PIN / STEEL UNPLATED	No Puller Hole --	WHEEL-TYPE LOADER 990K, BACKHOE LOADER 414E 415F2 416 416B 416C 416D 416E 416F 416F2 420D 420E 420F 420F2 422E 422F 422F2 424D 426 F2 426B 426C 427F2 428 428B 428C 428D 428E 428F 428F2 430D 430E 430F 430F2 432 432D 432E 432F 432F2 434 434E 434F 434F2 436B 436C 438B 438C 438D 442D 442E 444 444E 444F 444F2 446B 446D 450E 450F 420
RI/CP/471		196-3914	FLAG PIN / STEEL UNPLATED	No Puller Hole --	
RI/CP/472		238-0345	FLAG PIN / STEEL UNPLATED	No Puller Hole --	WORK TOOL BH150 BH160
RI/CP/473		160-2379	STRAIGHT PIN / STEEL UNPLATED	No Puller Hole --	TRACK-TYPE LOADER 963B 963C
RI/CP/474		9R-0423	STRAIGHT PIN / STEEL UNPLATED	No Puller Hole --	BACKHOE LOADER 416 416B 416C 416D 420D 426 426B 426C 430D 436 436B 436C
RI/CP/475		209-1678	FLAG PIN / STEEL UNPLATED	No Puller Hole --	MINI HYDRAULIC EXCAVATOR 303













PRODUCT	REFERENCE NO.	Pin Type / Material Plating	Removal Aid / Feature Grease Passage	COMPATIBLE MODELS
RI/CP/476 	119-4590	FLAG PIN / STEEL UNPLATED	No Puller Hole --	BACKHOE LOADER 1996-05-01 00:00:00 416C 420D 420E 424D 426C 428C 430D 430E 432D 432E 436C 438C 442D 442E
RI/CP/477 	196-4289	HEADED PIN / STEEL UNPLATED	No Puller Hole --	MINI HYDRAULIC EXCAVATOR 303
RI/CP/478 	196-4290	HEADED PIN / STEEL UNPLATED	No Puller Hole --	MINI HYDRAULIC EXCAVATOR 303
RI/CP/479 	9R-7895	FLAG PIN / STEEL UNPLATED	No Puller Hole --	BACKHOE LOADER 416 426 428 436 438
RI/CP/480 	261-6703	STRAIGHT PIN / STEEL UNPLATED	No Puller Hole --	BACKHOE LOADER 416E 420E 430E
RI/CP/481 	217-9515	FLAG PIN / STEEL UNPLATED	No Puller Hole --	MINI HYDRAULIC EXCAVATOR 302.5
RI/CP/482 	9R-0312	STRAIGHT PIN / STEEL UNPLATED	No Puller Hole None	BACKHOE LOADER 416 426 428 436 438
RI/CP/483 	277-4383	FLAG PIN / STEEL UNPLATED	No Puller Hole --	MINI HYDRAULIC EXCAVATOR 303.5C 303.5D 303.5E 303.5E2 303.5E2 CR 303C CR 304.5E2 304D CR 304E 304E2 304E2 CR 304
RI/CP/484 	251-3763	FLAG PIN / STEEL UNPLATED	No Puller Hole --	WORK TOOL BH150 BH160
RI/CP/485 	266-4080	FLAG PIN / STEEL UNPLATED	No Puller Hole None	WHEEL-TYPE LOADER 950M Z 966M, MINI HYDRAULIC EXCAVATOR 303.5C 303.5D 303.5E 303.5E2 303.5E2 CR 303C CR 303E CR 304.5E2 304D CR 304E 304E2 304E2 CR

PRODUCT	REFERENCE NO.	Pin Type / Material Plating	Removal Aid / Feature Grease Passage	COMPATIBLE MODELS	
RI/CP/486		284-6373	FLAG PIN / STEEL UNPLATED	No Puller Hole --	MINI HYDRAULIC EXCAVATOR 303.5E 303.5E2 CR 303E CR 303E CR 303E CR 304E 304E2 CR
RI/CP/487		101-7888	FLAG PIN / STEEL UNPLATED	No Puller Hole --	BACKHOE LOADER 416 416B 426 426B 436 436B
RI/CP/488		186-9642	STRAIGHT PIN / STEEL UNPLATED	Puller Hole --	LOAD, HAUL, DUMP R1300 R1300G R1300G II
RI/CP/489		223-5615	STRAIGHT PIN / STEEL UNPLATED	No Puller Hole --	MINI HYDRAULIC EXCAVATOR 303.5
RI/CP/490		282-6928	STRAIGHT PIN / STEEL UNPLATED	No Puller Hole --	WHEEL-TYPE LOADER 2007-09-21 19:06:03 924G 924H 924K 926M 930G 930H 930K 930M 938K 938M
RI/CP/491		205-3383	HEADED PIN / STEEL UNPLATED	Puller Hole --	
RI/CP/492		9R-0422	STRAIGHT PIN / STEEL UNPLATED	No Puller Hole --	BACKHOE LOADER 436 436B 436C 416 416B 416C 416D 416E 420D 420E 426 426B 426C 430D 430E 420
RI/CP/493		230-3346	FLAG PIN / STEEL UNPLATED	No Puller Hole --	MINI HYDRAULIC EXCAVATOR 302.5 302.5C
RI/CP/494		330-9671	STRAIGHT PIN / STEEL ZINC PLATED	No Puller Hole --	BACKHOE LOADER 422E
RI/CP/495		9R-3182	STRAIGHT PIN / STEEL UNPLATED	No Puller Hole None	BACKHOE LOADER 428 428B 428C 428D 430D 430E 436 436B 436C 438 438B 438C 414E 416 416B 416C 416D 416E 420D 420E 422E 424D 426 426B 426C



PRODUCT	REFERENCE NO.	Pin Type / Material Plating	Removal Aid / Feature Grease Passage	COMPATIBLE MODELS	
RI/CP/496		135-0015	STRAIGHT PIN / STEEL UNPLATED	Puller Hole --	PIPELAYER 583R 583T 587R 587T PL83 PL87
RI/CP/497		130-1638	STRAIGHT PIN / STEEL UNPLATED	No Puller Hole None	BACKHOE LOADER 416B 416C 416D 416E 420D 420E 426B 426C 430D 430E 436 436B 436C
RI/CP/498		132-1928	FLAG PIN / STEEL ZINC PLATED	No Puller Hole --	INTEGRATED TOOLCARRIER IT38G IT38G II IT38H IT62G II IT62H, WHEEL-TYPE LOADER 938G 938G II 938H 950G 950G II 950H 950K 962G 962G II 962H 962K 966G 966G II 966H 966K 966K XE 972G 972G II 972H 972K
RI/CP/499		238-0357	FLAG PIN / STEEL UNPLATED	Puller Hole --	WORK TOOL BH150 BH160
RI/CP/500		186-9448	STRAIGHT PIN / STEEL UNPLATED	Puller Hole --	LOAD, HAUL, DUMP R1600 R1600G R1600H
RI/CP/501		269-2996	STRAIGHT PIN / STEEL UNPLATED	Puller Hole --	PIPELAYER 583T PL83
RI/CP/502		2G-5714	STRAIGHT PIN / STEEL HARD CHROME PLATED	Puller Hole None	MOTOR GRADER 14G
RI/CP503		9C-2175	HEADED PIN / STEEL ZINC PLATED	No Puller Hole --	WHEEL-TYPE LOADER 980G 980G II 980H 980K, EARTHMOVING COMPACTOR 825C 826C 826G 826G II 826H 836 836G 836H
RI/CP/504		139-0717	STRAIGHT PIN / STEEL HARD CHROME PLATED	No Puller Hole --	WHEEL-TYPE SKIDDER 515 525
RI/CP/505		297-4721	STRAIGHT PIN / STEEL HARD CHROME PLATED	No Puller Hole	WORK TOOL PIN GRAB, EXCAVATOR 324D 324D L 324E L 329D 329D L 329E L 330C FM 330C MH 336D 336D L 336E L 336E LH 336F L













PRODUCT		REFERENCE NO.	Pin Type / Material Plating	Removal Aid / Feature Grease Passage	COMPATIBLE MODELS
RI/CP/506		8J-6661	FLAG PIN / STEEL UNPLATED	No Puller Hole --	WHEEL TRACTOR-SCRAPER 623B 623E 623F
RI/CP/507		238-9546	STRAIGHT PIN / STEEL ZINC PLATED	No Puller Hole --	BACKHOE LOADER 416 420 416F 416F2 420D 420E 420F 420F2 420XE 430 430D 430E 430F 430F2 436C 415 415F2 416B 416C 416D 416E
RI/CP/508		349-6118	STRAIGHT PIN / STEEL HARD CHROME PLATED	No Puller Hole --	WORK TOOL PIN GRAB, EXCAVATOR 336E 336E L 345D L 349D 349D L 349D2 349D2 L 349E 349E L 349E L VG 349F L 352F-VG
RI/CP/509		150-3820	STRAIGHT PIN / STEEL HARD CHROME PLATED	No Puller Hole --	CHALLENGER 35 45 55
RI/CP/510		8E-1901	FLAG PIN / STEEL UNPLATED	No Puller Hole --	
RI/CP/511		8E-2030	FLAG PIN / STEEL UNPLATED	No Puller Hole --	
RI/CP/512		279-4355	STRAIGHT PIN / STEEL UNPLATED	Puller Hole --	MOTOR GRADER 120 120M 120M 2 12M 12M 2 12M 3 140 140M 140M 2 140M 3 150 160 160M 160M 2 160M 3
RI/CP513		2T-1476	FLAG PIN / STEEL UNPLATED	No Puller Hole --	WHEEL TRACTOR-SCRAPER 613C 613C II 613G
RI/CP/514		1U-1176	HEADED PIN / STEEL UNPLATED	No Puller Hole --	TRACK-TYPE TRACTOR 56H 6 6A 6S 6SU D5R LGP D5R XL D5R2 D6GC D6H D6H II D6H XL D6H XR D6R D6R II D6R III D6R STD D6R XL D6T D6T LGP D6T XL D6T XW D7R, TRACK-TYPE SKIDDER D5HTSK II, COLD PLANER PM-201 PM-565B
RI/CP/515		216-7295	FLAG PIN / STEEL UNPLATED	No Puller Hole --	WHEEL-TYPE LOADER 908













PRODUCT	REFERENCE NO.	Pin Type / Material Plating	Removal Aid / Feature Grease Passage	COMPATIBLE MODELS	
RI/CP/516		8J-8083	FLAG PIN / STEEL UNPLATED	No Puller Hole --	WHEEL TRACTOR-SCRAPER 623B 623E 623F 623G, COLD PLANER PM-565 PM-565B
RI/CP/517		8W-6496	STRAIGHT PIN / STEEL UNPLATED	Puller Hole --	MOTOR GRADER 14G 14H 14H NA
RI/CP/518		2G-8622	STRAIGHT PIN / STEEL UNPLATED	Puller Hole --	MOTOR GRADER 14G
RI/CP/519		305-3384	FLAG PIN / STEEL HARD CHROME PLATED	Puller Hole --	MOTOR GRADER 120M 120M 2 12M 2 12M 3 12M 3 AWD 140 140M 140M 2 140M 3 140M 3 AWD 14L 150 160 160M 160M 2 160M 3 160M 3 AWD
RI/CP/520		2T-2138	FLAG PIN / STEEL UNPLATED	Puller Hole --	WHEEL TRACTOR-SCRAPER 615C 623E 623F
RI/CP/521		2K-4198	STRAIGHT PIN / STEEL UNPLATED	No Puller Hole --	WHEEL-TYPE SKIDDER 518 518C FB518, PIPELAYER 571G
RI/CP/522		132-9767	FLAG PIN / STEEL UNPLATED	No Puller Hole --	CHALLENGER 35 45 55
RI/CP523		243-2579	FLAG PIN / STEEL UNPLATED	No Puller Hole --	UNDERGROUND ARTICULATED TRUCK AD63, LOAD, HAUL, DUMP R1300G R1300G II
RI/CP/524		1U-4108	STRAIGHT PIN / STEEL UNPLATED	No Puller Hole --	EARTHMOVING COMPACTOR 815B 815F 815F II 815K 815, WHEEL DOZER 854C
RI/CP/525		104-9715	STRAIGHT PIN / STEEL NICKEL PLATED	Puller Hole --	TRACK-TYPE TRACTOR D6T D6T XL, WHEEL-TYPE SKIDDER 525B 525D 535B 535C 535D 545C 545D 555D













PRODUCT	REFERENCE NO.	Pin Type / Material Plating	Removal Aid / Feature Grease Passage	COMPATIBLE MODELS	
RI/CP/526		255-8030	STRAIGHT PIN / STEEL NICKEL PLATED	Puller Hole --	TRACK-TYPE TRACTOR D6T D6T XL, WHEEL-TYPE SKIDDER 525B 525D 535B 535C 535D 545C 545D 555D
RI/CP/527		110-8281	HEADED PIN / STEEL HARD CHROME PLATED	No Puller Hole --	WHEEL TRACTOR-SCRAPER 621H 621K 627E 627F 627G 627H 627K 627K LRC 631K 637E 637G 637K 657 657E 657G, EARTHMOVING COMPACTOR 825K 826K, WHEEL DOZER 824K
RI/CP/528		106-9560	FLAG PIN / STEEL HARD CHROME PLATED	Puller Hole --	WHEEL-TYPE SKIDDER 515 518C 525
RI/CP/529		9V-1097	FLAG PIN / STEEL HARD CHROME PLATED	Puller Hole --	TRACK-TYPE LOADER 943 953 953B 953C 953D 953K 963 963B 963C 963D 963K
RI/CP/530		5I-9543	STRAIGHT PIN / STEEL UNPLATED	No Puller Hole --	MINI HYDRAULIC EXCAVATOR 307 308E2 SR 308E2 CR 308E2CR 308E2SR 309 307-A 307.5 307B 307D 307E 307E2 308 308.5 308D 308E 308E CR 308E SR 308E2, EXCAVATOR 307 307-A 308C 307B 307D 307C
RI/CP/531		250-6811	FLAG PIN / STEEL UNPLATED	No Puller Hole --	WHEEL TRACTOR-SCRAPER 623G
RI/CP/532		8J-6528	FLAG PIN / STEEL UNPLATED	No Puller Hole --	WHEEL TRACTOR-SCRAPER 615 623B 623E 623F 623G
RI/CP/533		338-3074	STRAIGHT PIN / STEEL HARD CHROME PLATED	Puller Hole --	FOREST PRODUCTS 2470C 2570C 2570D 2670C 2670D 2864C 553C 563C 563D 573C 573D 584 584HD 586C
RI/CP/534		7P-2358	STRAIGHT PIN / STEEL HARD CHROME PLATED	No Puller Hole --	TRACK-TYPE TRACTOR D1 D2 D3 D3G D3K LGP D3K XL D3K2 LGP D3K2 XL D4G D4K LGP D4K XL D4K2 LGP D4K2 XL D5G D5K LGP D5K XL D5K2 LGP D5K2 XL, TRACK-TYPE LOADER 963 963B 963C 963D 963K
RI/CP/535		258-2919	STRAIGHT PIN / STEEL UNPLATED	No Puller Hole --	SKID STEER LOADER 262C 262C2 272C 272D 272D XHP 287C 287C2 289C 289C2 297C 299C 299D 299D XHP















PRODUCT	REFERENCE NO.	Pin Type / Material Plating	Removal Aid / Feature Grease Passage	COMPATIBLE MODELS	
R/CP/536		235-5676	STRAIGHT PIN / STEEL HARD CHROME PLATED	No Puller Hole --	WHEEL-TYPE SKIDDER 525B 535B
R/CP/537		284-9505	STRAIGHT PIN / STEEL HARD CHROME PLATED	Puller Hole --	WHEEL-TYPE SKIDDER 525C 525D 535C 535D 545C 545D 555D
R/CP/538		4E-7020()	STRAIGHT PIN / STEEL HARD CHROME PLATED	Puller Hole --	WHEEL-TYPE SKIDDER 515 518C 525
R/CP/539		2G-8612	STRAIGHT PIN / STEEL UNPLATED	Puller Hole --	MOTOR GRADER 120G
R/CP/540		117-2195	FLAG PIN / STEEL UNPLATED	No Puller Hole --	MOTOR GRADER 24H, FOREST PRODUCTS HF201B HFW221 SC-57
R/CP/541		190-8036	STRAIGHT PIN / STEEL UNPLATED	No Puller Hole --	SKID STEER LOADER 252 252B 252B3 262 262B 268B 287 287B
R/CP/542		8J-7008	STRAIGHT PIN / STEEL HARD CHROME PLATED	No Puller Hole --	TRACK-TYPE TRACTOR 143 4 4A 5 6 D1 D2 D3 D3G D3K LGP D3K XL D3K2 LGP D3K2 XL D4E D4E SR D4G D4K LGP D4K XL D4K2 LGP D4K2 XL D5G D5K LGP D5K XL D5K2 LGP D5K2 XL 140, MOTOR GRADER 140G 140H 140H ES 140H NA 140K 140K 2 140M 140M 2 140M 3 140M 3 AWD 143H 14L 150 160 160H 160H ES 160H NA 160K 160M 160M 2 160M 3 160M 3 AWD 163H 163H NA 120K 120M 120M 2 12G 12H 12H ES 12H NA 12K 12M 12M 2 12M 3 12M 3 AWD 130G 140 140B, TRACK-TYPE LOADER 977
R/CP543		190-8033	FLAG PIN / STEEL UNPLATED	No Puller Hole --	SKID STEER LOADER 252 252B 252B3 262 262B 268B 287 287B
R/CP/544		258-2916	FLAG PIN / STEEL UNPLATED	Puller Hole --	SKID STEER LOADER 262C 262C2 287C 287C2 289C 289C2
R/CP/545		7M-2780	FLAG PIN / STEEL UNPLATED	No Puller Hole --	PIPELAYER 572G 572R 572R II PL72


























PRODUCT	REFERENCE NO.	Pin Type / Material Plating	Removal Aid / Feature Grease Passage	COMPATIBLE MODELS	
RI/CP/546		9D-1532	STRAIGHT PIN / STEEL HARD CHROME PLATED	No Puller Hole --	MOTOR GRADER 120G
RI/CP/547		2J-2239	STRAIGHT PIN / STEEL HARD CHROME PLATED	No Puller Hole --	OFF-HIGHWAY TRUCK 772, WHEEL TRACTOR-SCRAPER 657G 641B 650B 651 651B 651E 657 657B 641 657E 660B 666 666B
RI/CP/548		217-0327	FLAG PIN / STEEL UNPLATED	No Puller Hole --	LOAD, HAUL, DUMP R2900 R2900G
RI/CP/549		132-2554	FLAG PIN / STEEL UNPLATED	No Puller Hole --	WHEEL-TYPE LOADER 924K 930K 924G 924GZ 924H 924HZ
RI/CP/550		177-4548	STRAIGHT PIN / STEEL HARD CHROME PLATED	No Puller Hole --	TRACK-TYPE TRACTOR D5 D5R2 D6M D6N D6N LGP D6N XL
RI/CP/551		161-8559	STRAIGHT PIN / STEEL HARD CHROME PLATED	No Puller Hole --	CHALLENGER 35 45 55
RI/CP/552		148-9583	STRAIGHT PIN / STEEL HARD CHROME PLATED	No Puller Hole --	WHEEL-TYPE LOADER 924G
RI/CP553		258-2920	FLAG PIN / STEEL UNPLATED	No Puller Hole --	SKID STEER LOADER 246C 256C 262C 262C2 272C 272D 272D XHP 277C 277C2 279C 279C2 287C 287C2 289C 289C2 297C 299C 299D 299D XHP
RI/CP/554		190-8037	FLAG PIN / STEEL UNPLATED	Puller Hole --	SKID STEER LOADER 252 252B 252B3 262 262B 268B 287 287B, WHEEL TRACTOR-SCRAPER 627G 637E 637G
RI/CP/555		282-6558	STRAIGHT PIN / STEEL HARD CHROME PLATED	-- --	MOTOR GRADER 12G 130G 140G 160G















PRODUCT	REFERENCE NO.	Pin Type / Material Plating	Removal Aid / Feature Grease Passage	COMPATIBLE MODELS	
RI/CP/556		282-6553	STRAIGHT PIN / STEEL HARD CHROME PLATED	-- --	MOTOR GRADER 12G 130G 140G 160G
RI/CP/557		4T-1325	STRAIGHT PIN / STEEL UNPLATED	No Puller Hole --	TRACK-TYPE TRACTOR 4A 4P 4S D4H D4H III D4H XL D5M D5N, PIPELAYER 561H 561M 561N, TRACK-TYPE SKIDDER 4P 517 D4HTSK II D4HTSK III
RI/CP/558		2T-1520	FLAG PIN / STEEL UNPLATED	No Puller Hole --	WHEEL TRACTOR-SCRAPER 613C 613C II 613G
RI/CP/559		118-9196	FLAG PIN / STEEL HARD CHROME PLATED	No Puller Hole --	EXCAVATOR 325B L 325B LN 330B L 330C 330C L 330D L 336D 336E HVG 340F 340F L UHD
RI/CP/560		204-0720	FLAG PIN / STEEL UNPLATED	No Puller Hole --	COLD PLANER PM-201 PM-565 PM-565B
RI/CP/561		209-6097	STRAIGHT PIN / STEEL HARD CHROME PLATED	Puller Hole --	TRACK-TYPE TRACTOR D6M D6N
RI/CP/562		7Q-5976	STRAIGHT PIN / STEEL UNPLATED	No Puller Hole --	
RI/CP/563		149-6309	STRAIGHT PIN / STEEL UNPLATED	Puller Hole --	
RI/CP/564		8M-1467	STRAIGHT PIN / STEEL UNPLATED	Puller Hole --	TRACK-TYPE TRACTOR D5 D5B D5E
RI/CP/565		6J-5183	STRAIGHT PIN / STEEL UNPLATED	No Puller Hole --	TRACK-TYPE TRACTOR 8R 8S 8U, EARTHMOVING COMPACTOR 815 816 825 826B, WHEEL DOZER 824 834













PRODUCT	REFERENCE NO.	Pin Type / Material Plating	Removal Aid / Feature Grease Passage	COMPATIBLE MODELS	
RI/CP/566		4K-6702	STRAIGHT PIN / STEEL HARD CHROME PLATED	No Puller Hole --	TRACK-TYPE LOADER 955 955H
RI/CP/567		216-7374	STRAIGHT PIN / STEEL UNPLATED	No Puller Hole --	BACKHOE LOADER 1996-05-01 00:00:00 416C 416D 420D 422E 424D 428C 428D 428E 432D 432E 434E 438C 438D 442D 442E 444E
RI/CP/568		138-2483	STRAIGHT PIN / STEEL UNPLATED	No Puller Hole --	
RI/CP/569		139-1974	STRAIGHT PIN / STEEL UNPLATED	No Puller Hole --	WHEEL-TYPE LOADER 908
RI/CP/570		332-8790	STRAIGHT PIN / STEEL NICKEL PLATED	Puller Hole --	WHEEL-TYPE SKIDDER 525B 525C 535B 535C 545 545C
RI/CP/571		264-8253	STRAIGHT PIN / STEEL UNPLATED	No Puller Hole --	
RI/CP/572		415-5641	FLAG PIN / STEEL HARD CHROME PLATED	Puller Hole --	WHEEL-TYPE LOADER 924K 930K 938K
RI/CP573		1V-6185	STRAIGHT PIN / STEEL HARD CHROME PLATED	Puller Hole --	MOTOR GRADER 120H 12H NA 140H NA, TRACK-TYPE LOADER 941 941B 951B 951C
RI/CP/574		349-7979	HEADED PIN / STEEL UNPLATED	No Puller Hole --	WHEEL-TYPE LOADER 938K 938M
RI/CP/575		301-1121	FLAG PIN / STEEL UNPLATED	No Puller Hole --	

PRODUCT	REFERENCE NO.	Pin Type / Material Plating	Removal Aid / Feature Grease Passage	COMPATIBLE MODELS	
RI/CP/576		7J-9466	STRAIGHT PIN / STEEL UNPLATED	No Puller Hole --	WHEEL-TYPE SKIDDER 515 518 518C 525 528 528B 530B
RI/CP/5577		345-2385	STRAIGHT PIN / STEEL HARD CHROME PLATED	No Puller Hole None	FOREST PRODUCTS 2470C 2570C 2570D 2670C 2670D 2864C 553C 563C 563D 573C 573D 584 584HD 586C
RI/CP/578		8K-5945	STRAIGHT PIN / STEEL UNPLATED	Puller Hole None	WHEEL-TYPE SKIDDER 528 528B 530B
RI/CP/579		113-0996	STRAIGHT PIN / STEEL NICKEL PLATED	No Puller Hole --	MOTOR GRADER 120 120H 120H ES 120H NA 120K 120K 2 120M 135H 135H NA 140K 120 GC
RI/CP/580		4E-5114	STRAIGHT PIN / STEEL HARD CHROME PLATED	Puller Hole --	CHALLENGER 65 65B 65C 65D 65E 70C 75 75C 75D 75E 85C
RI/CP/581		124-6679	STRAIGHT PIN / STEEL HARD CHROME PLATED	No Puller Hole --	MOTOR GRADER 120 120H 120H ES 120H NA 120K 120K 2 120M 135H 135H NA 140K 120 GC
RI/CP/582		247-8067	FLAG PIN / STEEL HARD CHROME PLATED	No Puller Hole --	PIPELAYER PL61, COLD PLANER PM-201 PM-465 PM-565B
RI/CP/583		224-4965	FLAG PIN / STEEL UNPLATED	Puller Hole --	
RI/CP/584		2J-3271	STRAIGHT PIN / STEEL UNPLATED	No Puller Hole --	TRACK-TYPE TRACTOR 7A 8A 8C 8S 8U, EARTHMOVING COMPACTOR 825, WHEEL DOZER 824 834, COLD PLANER PM-201 PM-565 PM-565B
RI/CP/585		172-0134	FLAG PIN / STEEL UNPLATED	No Puller Hole --	COLD PLANER PM-201 PM-565B













PRODUCT	REFERENCE NO.	Pin Type / Material Plating	Removal Aid / Feature Grease Passage	COMPATIBLE MODELS	
RI/CP/586		7J-9466	STRAIGHT PIN / STEEL UNPLATED	No Puller Hole None	WHEEL TRACTOR-SCRAPER 613G
RI/CP/587		345-2385	STRAIGHT PIN / STEEL HARD CHROME PLATED	No Puller Hole ..	
RI/CP/588		8K-5945	STRAIGHT PIN / STEEL UNPLATED	Puller Hole ..	
RI/CP/589		113-0996	STRAIGHT PIN / STEEL NICKEL PLATED	No Puller Hole ..	MOTOR GRADER 120G
RI/CP/590		4E-5114	STRAIGHT PIN / STEEL HARD CHROME PLATED	Puller Hole None	WORK TOOL PIN GRAB, EXCAVATOR 307C 308C 312C L
RI/CP/591		124-6679	STRAIGHT PIN / STEEL HARD CHROME PLATED	No Puller Hole ..	BACKHOE LOADER 428E 432E 442E
RI/CP/592		247-8067	FLAG PIN / STEEL HARD CHROME PLATED	No Puller Hole ..	BACKHOE LOADER 416C 420D 420E 426C 428C 428D 428E 430D 430E 432D 432E 436C 438C 438D 442D 442E
RI/CP593		224-4965	FLAG PIN / STEEL UNPLATED	Puller Hole ..	BACKHOE LOADER 420D 420E 430D 430E
RI/CP/594		2J-3271	STRAIGHT PIN / STEEL UNPLATED	No Puller Hole ..	BACKHOE LOADER 434E 444E
RI/CP/595		172-0134	FLAG PIN / STEEL UNPLATED	No Puller Hole ..	MINI HYDRAULIC EXCAVATOR 304E2 303.5C 303.5D 303.5E 303.5E2 303.5E2 CR 303C CR 303E CR 304.5E2 304D CR 304E 304E2 CR























PRODUCT	REFERENCE NO.	Pin Type / Material Plating	Removal Aid / Feature Grease Passage	COMPATIBLE MODELS	
RI/CP/596		7J-9466	STRAIGHT PIN / STEEL UNPLATED	No Puller Hole --	TRACK-TYPE TRACTOR D4 D6K D6K LGP D6K XL D6K2 D6K2 LGP D6K2 XL, PIPELAYER PL61
RI/CP/597		345-2385	STRAIGHT PIN / STEEL HARD CHROME PLATED	No Puller Hole --	TRACK-TYPE LOADER 963
RI/CP/598		8K-5945	STRAIGHT PIN / STEEL UNPLATED	Puller Hole --	MINI HYDRAULIC EXCAVATOR 301.5 301.6 301.6C 301.8 301.8C
RI/CP/599		113-0996	STRAIGHT PIN / STEEL NICKEL PLATED	No Puller Hole --	MINI HYDRAULIC EXCAVATOR 304C CR 305.5D 305.5E 305.5E2 CR 305C CR 305D CR 305E 305E2 CR
RI/CP/600		4E-5114	STRAIGHT PIN / STEEL HARD CHROME PLATED	Puller Hole --	WHEEL-TYPE LOADER 910 910K 910M 914 914K 914M 920 926M 930K 930M
RI/CP/601		124-6679	STRAIGHT PIN / STEEL HARD CHROME PLATED	No Puller Hole --	MINI HYDRAULIC EXCAVATOR 304C CR 305.5D 305.5E 305.5E2 CR 305C CR 305D CR 305E 305E2 CR
RI/CP/602		247-8067	FLAG PIN / STEEL HARD CHROME PLATED	No Puller Hole --	BACKHOE LOADER 428E 432E 442E
RI/CP603		224-4965	FLAG PIN / STEEL UNPLATED	Puller Hole --	MINI HYDRAULIC EXCAVATOR 304C CR 305.5D 305.5E 305.5E2 CR 305C CR 305D CR 305E 305E2 CR 306 305 CR
RI/CP/604		2J-3271	STRAIGHT PIN / STEEL UNPLATED	No Puller Hole None	MINI HYDRAULIC EXCAVATOR 307D 307E2 308 308D 308E 308E2 CR 309
RI/CP/605		172-0134	FLAG PIN / STEEL UNPLATED	No Puller Hole --	



PRODUCT	REFERENCE NO.	Pin Type / Material Plating	Removal Aid / Feature Grease Passage	COMPATIBLE MODELS
RI/CP/606 	7J-9466	STRAIGHT PIN / STEEL UNPLATED	No Puller Hole --	BACKHOE LOADER 416C 416D 420D 422E 424D 426 426B 426C 428 428B 428C 428D 428E 432D 432E 434E 436 436B 436C 438 438B 438C 442D 442E 444E 416 416B
RI/CP/607 	345-2385	STRAIGHT PIN / STEEL HARD CHROME PLATED	No Puller Hole --	BACKHOE LOADER 436C 416 420 430F 415 415F2 416C 416D 416E 416F 416F2 420D 420E 420F 420F2 420XE 422E 422F 422F2 424D 426C 427F2 428 428C 428D 428E 428F 428F2 430 430D 430E 430F2 432 432D 432E 432F 432F2 434 434E 434F 434F2 438C 438D 440 442D 442E 444 444E 444F 444F2
RI/CP/608 	8K-5945	STRAIGHT PIN / STEEL UNPLATED	Puller Hole --	BACKHOE LOADER 416E 420E 430E
RI/CP/609 	113-0996	STRAIGHT PIN / STEEL NICKEL PLATED	No Puller Hole --	BACKHOE LOADER 416B 416C 416D 420D 422E 422F 422F2 424D 427F2 428 428B 428C 428D 428E 428F 428F2 432 432D 432E 432F 432F2 434 434E 434F 434F2 438B 438C 438D 442D 442E 444 444E 444F 444F2
RI/CP/610 	4E-5114	STRAIGHT PIN / STEEL HARD CHROME PLATED	Puller Hole --	BACKHOE LOADER 415 415F2 416 416D 416E 416F 416F2 420 420D 420E 420F 420F2 420XE 430 430D 430E 430F 430F2 432F2 440
RI/CP/611 	124-6679	STRAIGHT PIN / STEEL HARD CHROME PLATED	No Puller Hole --	BACKHOE LOADER 436C 1996-05-01 00:00:00 416C 416D 420D 424B 424D 426C 428C 428D 430D 432D 438C 438D 442D
RI/CP/612 	247-8067	FLAG PIN / STEEL HARD CHROME PLATED	No Puller Hole --	BACKHOE LOADER 430F 415F2 416D 416E 416F 416F2 420D 420E 420F 420F2 430D 430E 430F2
RI/CP/613 	224-4965	FLAG PIN / STEEL UNPLATED	Puller Hole --	BACKHOE LOADER 432F 415 415F2 416 416B 416C 416D 416E 416F 416F2 420 420D 420E 420F 420F2 420XE 422E 422F 422F2 424D 426 F2 426C 427F2 428 428C 428D 428E 428F 428F2 430 430D 430E 430F 430F2 432 432D 432E 432F2 434 434E 434F 434F2 436C 438C 438D 440 442D 442E 444 444E 444F 444F2 450 424
RI/CP/614 	2J-3271	STRAIGHT PIN / STEEL UNPLATED	No Puller Hole --	MINI HYDRAULIC EXCAVATOR 303.5
RI/CP/615 	172-0134	FLAG PIN / STEEL UNPLATED	No Puller Hole --	WORK TOOL G107B PIN GRAB, MINI HYDRAULIC EXCAVATOR 307-A 307B, EXCAVATOR 307 307-A 312C L 307B













PRODUCT	REFERENCE NO.	Pin Type / Material Plating	Removal Aid / Feature Grease Passage	COMPATIBLE MODELS	
RI/CP/616		7J-9466	STRAIGHT PIN / STEEL UNPLATED	No Puller Hole --	WORK TOOL H35DS H45DS H55DS H65DS
RI/CP/617		345-2385	STRAIGHT PIN / STEEL HARD CHROME PLATED	No Puller Hole --	MINI HYDRAULIC EXCAVATOR 305.5E2 CR 305E 305E2 CR
RI/CP/618		8K-5945	STRAIGHT PIN / STEEL UNPLATED	Puller Hole --	BACKHOE LOADER 416B
RI/CP/619		113-0996	STRAIGHT PIN / STEEL NICKEL PLATED	No Puller Hole --	WORK TOOL PIN GRAB, EXCAVATOR 330B L 330C L
RI/CP/620		4E-5114	STRAIGHT PIN / STEEL HARD CHROME PLATED	Puller Hole --	WORK TOOL PIN GRAB
RI/CP/621		124-6679	STRAIGHT PIN / STEEL HARD CHROME PLATED	No Puller Hole --	WORK TOOL G107B
RI/CP/622		247-8067	FLAG PIN / STEEL HARD CHROME PLATED	No Puller Hole --	TELEHANDLER TH103 TH62 TH63 TH82 TH83
RI/CP/623		224-4965	FLAG PIN / STEEL UNPLATED	Puller Hole --	TELEHANDLER TH103 TH63 TH83
RI/CP/624		2J-3271	STRAIGHT PIN / STEEL UNPLATED	No Puller Hole --	MINI HYDRAULIC EXCAVATOR 301.5 301.6 301.8
RI/CP/625		172-0134	FLAG PIN / STEEL UNPLATED	No Puller Hole --	MOTOR GRADER 12G 130G 140G

PRODUCT	REFERENCE NO.	Pin Type / Material Plating	Removal Aid / Feature Grease Passage	COMPATIBLE MODELS	
RI/CP/626		7J-9466	STRAIGHT PIN / STEEL UNPLATED	No Puller Hole --	TRACK-TYPE TRACTOR D6K2
RI/CP/627		345-2385	STRAIGHT PIN / STEEL HARD CHROME PLATED	No Puller Hole --	TELEHANDLER TH63 TH82 TH83
RI/CP/628		8K-5945	STRAIGHT PIN / STEEL UNPLATED	Puller Hole --	MINI HYDRAULIC EXCAVATOR 301.5 301.6 301.8
RI/CP/629		113-0996	STRAIGHT PIN / STEEL NICKEL PLATED	No Puller Hole --	WHEEL TRACTOR-SCRAPER 613C 613C II 613G
RI/CP/630		4E-5114	STRAIGHT PIN / STEEL HARD CHROME PLATED	Puller Hole --	WHEEL TRACTOR-SCRAPER 613C 613C II 613G
RI/CP/631		124-6679	STRAIGHT PIN / STEEL HARD CHROME PLATED	No Puller Hole --	WHEEL-TYPE LOADER 910 910K 914 914K 914M
RI/CP/632		247-8067	FLAG PIN / STEEL HARD CHROME PLATED	No Puller Hole --	MOTOR GRADER 120 120G 120H 120H ES 120H NA 120K 120K 2 120M 120M 2 12G 12H 12H ES 12H NA 12K 12M 12M 2 12M 3 12M 3 AWD 130G 135H 135H NA 140 140G 140H 140H ES 140H NA 140K 140K 2 140M 140M 2 140M 3 140M 3 AWD 143H 14G 14L 150 160 160G 160H 160H ES 160H NA 160K 160M 160M 2 160M 3 160M 3 AWD 163H 163H NA
RI/CP633		224-4965	FLAG PIN / STEEL UNPLATED	Puller Hole --	BACKHOE LOADER 430F 415F2 416D 416E 416F 416F2 420D 420E 420F 420F2 430D 430E 430F2 440 450 450E 450F 416 420
RI/CP/634		2J-3271	STRAIGHT PIN / STEEL UNPLATED	No Puller Hole --	MOTOR GRADER 120H 120H ES 120H NA 120K 120K 2 12H 12H ES 12H NA 12K 135H 135H NA 140 140 GC 140H 140H ES 140H NA 140K 140K 2 143H 14H 14H NA 160H 160H ES 160H NA 160K 163H 163H NA 16H 16H NA 120 GC
RI/CP/635		172-0134	FLAG PIN / STEEL UNPLATED	No Puller Hole --	MINI HYDRAULIC EXCAVATOR 305 305.5

























PRODUCT	REFERENCE NO.	Pin Type / Material Plating	Removal Aid / Feature Grease Passage	COMPATIBLE MODELS	
RI/CP/636		7J-9466	STRAIGHT PIN / STEEL UNPLATED	No Puller Hole --	MINI HYDRAULIC EXCAVATOR 307D 307E2 308 308D 308E2 CR 309
RI/CP/637		345-2385	STRAIGHT PIN / STEEL HARD CHROME PLATED	No Puller Hole --	MINI HYDRAULIC EXCAVATOR 304C CR 305.5 305.5D 305.5E 305.5E2 305.5E2 CR 305C CR 305D CR 305E 305E2 305E2 CR 306
RI/CP/638		8K-5945	STRAIGHT PIN / STEEL UNPLATED	Puller Hole --	MINI HYDRAULIC EXCAVATOR 304
RI/CP/639		113-0996	STRAIGHT PIN / STEEL NICKEL PLATED	No Puller Hole --	MOTOR GRADER 120 120M 120M 2 12M 12M 2 12M 3 140 140M 140M 2 140M 3 150 160 160M 160M 2 160M 3
RI/CP/640		4E-5114	STRAIGHT PIN / STEEL HARD CHROME PLATED	Puller Hole --	MINI HYDRAULIC EXCAVATOR 307-A 307B, EXCAVATOR 307 307-A 308C 307C 307B
RI/CP/641		124-6679	STRAIGHT PIN / STEEL HARD CHROME PLATED	No Puller Hole --	MOTOR GRADER 120 120M 120M 2 12M 12M 2 12M 3 140 140M 140M 2 140M 3 150 160 160M 160M 2 160M 3
RI/CP/642		247-8067	FLAG PIN / STEEL HARD CHROME PLATED	No Puller Hole --	MINI HYDRAULIC EXCAVATOR 307D 308D 308E2 CR, EXCAVATOR 307C
RI/CP643		224-4965	FLAG PIN / STEEL UNPLATED	Puller Hole --	
RI/CP/644		2J-3271	STRAIGHT PIN / STEEL UNPLATED	No Puller Hole --	
RI/CP/645		172-0134	FLAG PIN / STEEL UNPLATED	No Puller Hole --	BACKHOE LOADER 416C 420D 420E 426C 428C 428D 428E 430D 430E 432D 432E 436C 438C 438D 442D 442E
























PRODUCT	REFERENCE NO.	Pin Type / Material Plating	Removal Aid / Feature Grease Passage	COMPATIBLE MODELS	
R/CP/646		7J-9466	STRAIGHT PIN / STEEL UNPLATED	No Puller Hole --	BACKHOE LOADER 416C 420D 420E 426C 428C 428D 428E 430D 430E 432D 432E 436C 438C 438D 442D 442E
R/CP/647		345-2385	STRAIGHT PIN / STEEL HARD CHROME PLATED	No Puller Hole --	BACKHOE LOADER 428E 432E 442E
R/CP/648		8K-5945	STRAIGHT PIN / STEEL UNPLATED	Puller Hole --	MINI HYDRAULIC EXCAVATOR 307-A 307B, EXCAVATOR 307 307-A 307C
R/CP/649		113-0996	STRAIGHT PIN / STEEL NICKEL PLATED	No Puller Hole --	TELEHANDLER TH63 TH82 TH83
R/CP/650		4E-5114	STRAIGHT PIN / STEEL HARD CHROME PLATED	Puller Hole None	BACKHOE LOADER 434 434F 434F2 444 444F 444F2
R/CP/651		124-6679	STRAIGHT PIN / STEEL HARD CHROME PLATED	No Puller Hole --	MINI HYDRAULIC EXCAVATOR 304C CR 305.5D 305.5E 305.5E2 305.5E2 CR 305C CR 305D CR 305E 305E2 305E2 CR
R/CP/652		247-8067	FLAG PIN / STEEL HARD CHROME PLATED	No Puller Hole --	BACKHOE LOADER 2016-10-05 20:40:42 422E 422F 422F2 426 F2 427F2 428 428E 428F 428F2 432 432E 432F 432F2 434 434E 434F 434F2 442E 444 444E 444F 444F2
R/CP653		224-4965	FLAG PIN / STEEL UNPLATED	Puller Hole --	MOTOR GRADER 14G 14H 14H NA
R/CP/654		2J-3271	STRAIGHT PIN / STEEL UNPLATED	No Puller Hole --	TELEHANDLER TH103 TH63 TH83
R/CP/655		172-0134	FLAG PIN / STEEL UNPLATED	No Puller Hole --	BACKHOE LOADER 428E 432E 442E













PRODUCT	REFERENCE NO.	Pin Type / Material Plating	Removal Aid / Feature Grease Passage	COMPATIBLE MODELS	
RI/CP/656		7J-9466	STRAIGHT PIN / STEEL UNPLATED	No Puller Hole --	BACKHOE LOADER 428E 432E 442E
RI/CP/657		345-2385	STRAIGHT PIN / STEEL HARD CHROME PLATED	No Puller Hole --	BACKHOE LOADER 434E 444E
RI/CP/658		8K-5945	STRAIGHT PIN / STEEL UNPLATED	Puller Hole --	MINI HYDRAULIC EXCAVATOR 308, EXCAVATOR 308C
RI/CP/659		113-0996	STRAIGHT PIN / STEEL NICKEL PLATED	No Puller Hole --	MINI HYDRAULIC EXCAVATOR 303.5
RI/CP/660		4E-5114	STRAIGHT PIN / STEEL HARD CHROME PLATED	Puller Hole --	BACKHOE LOADER 2016-10-05 20:40:42 422E 422F 422F2 426 F2 427F2 428 428E 428F 428F2 432 432E 432F 432F2 434 434E 434F 434F2 442E 444 444E 444F 444F2
RI/CP/661		124-6679	STRAIGHT PIN / STEEL HARD CHROME PLATED	No Puller Hole --	MINI HYDRAULIC EXCAVATOR 304C CR 305.5D 305.5E 305.5E2 305.5E2 CR 305C CR 305D CR 305E 305E2 305E2 CR 306 305 CR
RI/CP/662		247-8067	FLAG PIN / STEEL HARD CHROME PLATED	No Puller Hole --	BACKHOE LOADER 422E 424D 428 428B 428C 428D 428E 432D 432E 434E 438 438B 438C 438D 442D 442E 444E
RI/CP663		224-4965	FLAG PIN / STEEL UNPLATED	Puller Hole --	BACKHOE LOADER 446 446B 446D
RI/CP/664		2J-3271	STRAIGHT PIN / STEEL UNPLATED	No Puller Hole --	WHEEL TRACTOR-SCRAPER 623B 623E 623F 623G 623H 623K 623K LRC, COLD PLANER PM-565
RI/CP/665		172-0134	FLAG PIN / STEEL UNPLATED	No Puller Hole --	WORK TOOL PIN GRAB, EXCAVATOR 326 320D 320D GC 320D L 320D LN 320D LRR 320D RR 320E 320E L 320E LN 323D 323D L 323D LN 323D SA 323D2 L 323E L 323E LN 323E SA 324D 324D L 324E 324E L 324E LN 326D2 L 326F 326F L 328D LCR 329D 329D L 329D2 329D2 L 329E L 329F L 330 330F L 330GC 335F LCR

PRODUCT	REFERENCE NO.	Pin Type / Material Plating	Removal Aid / Feature Grease Passage	COMPATIBLE MODELS	
RI/CP/666		7J-9466	STRAIGHT PIN / STEEL UNPLATED	No Puller Hole --	 BACKHOE LOADER 434E 444E
RI/CP/667		345-2385	STRAIGHT PIN / STEEL HARD CHROME PLATED	No Puller Hole --	
RI/CP/668		8K-5945	STRAIGHT PIN / STEEL UNPLATED	Puller Hole --	 WHEEL-TYPE LOADER 924G 924H, BACKHOE LOADER 414E 416 416B 416C 416D 416E 420D 420E 422E 424B 424D 426 426B 426C 428 428B 428C 428D 430D 430E 436 436B 436C 438 438B 438C
RI/CP/669		113-0996	STRAIGHT PIN / STEEL NICKEL PLATED	No Puller Hole None	MINI HYDRAULIC EXCAVATOR 307-A 307B, EXCAVATOR 307 307-A 312C L 307B
RI/CP/670		4E-5114	STRAIGHT PIN / STEEL HARD CHROME PLATED	Puller Hole --	EXCAVATOR 308C 312C L 307C
RI/CP/671		124-6679	STRAIGHT PIN / STEEL HARD CHROME PLATED	No Puller Hole --	MINI HYDRAULIC EXCAVATOR 303
RI/CP/672		247-8067	FLAG PIN / STEEL HARD CHROME PLATED	No Puller Hole --	BACKHOE LOADER 430F 415F2 416E 416F 416F2 420E 420F 420F2 430E 430F2 440 450 450E 450F 416 420
RI/CP673		224-4965	FLAG PIN / STEEL UNPLATED	Puller Hole --	BACKHOE LOADER 446 446B 446D
RI/CP/674		2J-3271	STRAIGHT PIN / STEEL UNPLATED	No Puller Hole --	
RI/CP/675		172-0134	FLAG PIN / STEEL UNPLATED	No Puller Hole --	TRACK-TYPE TRACTOR 4 4P 4S 5 5S 5A 5P 5S D4H D5 D5H D5H XL D5M D5N D5R LGP D5R XL D5R2 D6M D6N D6N LGP D6N OEM D6N XL, PIPELAYER 561M 561N, TRACK-TYPE SKIDDER 4P 54H











PRODUCT	REFERENCE NO.	Pin Type / Material Plating	Removal Aid / Feature Grease Passage	COMPATIBLE MODELS	
R/CP/676		7J-9466	STRAIGHT PIN / STEEL UNPLATED	No Puller Hole --	TRACK-TYPE SKIDDER 517 D4HTSK III
R/CP/677		345-2385	STRAIGHT PIN / STEEL HARD CHROME PLATED	No Puller Hole --	WHEEL-TYPE LOADER 980 980B
R/CP/678		8K-5945	STRAIGHT PIN / STEEL UNPLATED	Puller Hole --	TELEHANDLER RT100 RT50 RT50SA RT60 RT80 RTC60 TH103 TH220B TH330B TH340B TH350B TH360B TH460B TH560B TH62 TH63 TH82 TH83
R/CP/679		113-0996	STRAIGHT PIN / STEEL NICKEL PLATED	No Puller Hole --	ARTICULATED DUMP TRUCK 725 725C 725C2 730 730C 730C2 730C2 EJ 735 735 OEM 735B 735C 740 740 GC 740B 740C 745 745C
R/CP/680		4E-5114	STRAIGHT PIN / STEEL HARD CHROME PLATED	Puller Hole --	MOTOR GRADER 120 120B 12E
R/CP/681		124-6679	STRAIGHT PIN / STEEL HARD CHROME PLATED	No Puller Hole --	ARTICULATED DUMP TRUCK 725 725C 725C2 730 730C 730C2 730C2 EJ 735
R/CP/682		247-8067	FLAG PIN / STEEL HARD CHROME PLATED	No Puller Hole --	CHALLENGER 65C 65D 75C
R/CP/683		224-4965	FLAG PIN / STEEL UNPLATED	Puller Hole --	MINI HYDRAULIC EXCAVATOR 308D
R/CP/684		2J-3271	STRAIGHT PIN / STEEL UNPLATED	No Puller Hole --	WHEEL-TYPE LOADER 902 906 906H 907H 908 908H
R/CP/685		172-0134	FLAG PIN / STEEL UNPLATED	No Puller Hole --	

PRODUCT	REFERENCE NO.	Pin Type / Material Plating	Removal Aid / Feature Grease Passage	COMPATIBLE MODELS	
R/CP/686		219-0017	HEADED PIN / STEEL ZINC PLATED	No Puller Hole --	INTEGRATED TOOLCARRIER IT38G IT38G II IT62G IT62G II, WHEEL-TYPE LOADER 938G 938G II 950G 950G II 962G 962G II 966G 966G II 966H 972G 972G II 972H 980H
R/CP/687		248-3214	FLAG PIN / STEEL HARD CHROME PLATED	No Puller Hole --	WHEELED EXCAVATOR M313C M315C
R/CP/688		397-6726	STRAIGHT PIN / STEEL ZINC PLATED	No Puller Hole None	BACKHOE LOADER 424B 424B HD 424B2 426 F2 2016-10-05 20:40:42 424
R/CP/689		236-6244	FLAG PIN / STEEL UNPLATED	Puller Hole --	UNDERGROUND ARTICULATED TRUCK AD22 AD30
R/CP/690		307-8500	FLAG PIN / STEEL UNPLATED	Puller Hole --	
R/CP/691		232-4241	FLAG PIN / STEEL UNPLATED	Puller Hole --	
R/CP/692		438-2635	FLAG PIN / STEEL UNPLATED	No Puller Hole None	MINI HYDRAULIC EXCAVATOR 305.5E 305.5E2 306 306.5 306E 306E2 305.5 GC
R/CP693		9R-3759	FLAG PIN / STEEL UNPLATED	No Puller Hole --	BACKHOE LOADER 446 446B 446D 450E 450F
R/CP/694		9R-5775	FLAG PIN / STEEL UNPLATED	No Puller Hole --	BACKHOE LOADER 446 446B 446D 450E 450F
R/CP/695		138-2470	FLAG PIN / STEEL UNPLATED	No Puller Hole --	WHEEL-TYPE LOADER 902 906 908













PRODUCT	REFERENCE NO.	Pin Type / Material Plating	Removal Aid / Feature Grease Passage	COMPATIBLE MODELS
RI/CP/696		320-9164 STRAIGHT PIN STEEL ZINC PLATED	No Puller Hole --	BACKHOE LOADER 2016-10-05 20:40:42 422E 422F 422F2 426 F2 427F2 428 428E 428F 428F2 432 432E 432F 432F2 434 434E 434F 434F2 442E 444 444E 444F 444F2
RI/CP/697		9R-3749 FLAG PIN STEEL UNPLATED	No Puller Hole None	BACKHOE LOADER 446 446B 446D 450E 450F
RI/CP/698		479-5041 HEADED PIN / STEEL UNPLATED	No Puller Hole --	MINI HYDRAULIC EXCAVATOR 307D 307E2 308 308D 308E 308E2 CR 309
RI/CP/699		305-6724 FLAG PIN / STEEL NICKEL PLATED	Puller Hole --	WHEEL-TYPE LOADER 2007-09-21 19:06:03 924H 930H
RI/CP/700		299-0103 FLAG PIN / STEEL UNPLATED	No Puller Hole --	
RI/CP/701		205-4845 STRAIGHT PIN / STEEL UNPLATED	No Puller Hole --	
RI/CP/702		308-4665 STRAIGHT PIN / STEEL UNPLATED	Puller Hole --	BACKHOE LOADER 422E 428E 432E 434E
RI/CP703		278-4654 STRAIGHT PIN / STEEL UNPLATED	Puller Hole --	TRACK-TYPE LOADER 973C
RI/CP/704		245-2055 FLAG PIN / STEEL UNPLATED	No Puller Hole --	MINI HYDRAULIC EXCAVATOR 302.5C
RI/CP/705		9R-6432 STRAIGHT PIN / STEEL UNPLATED	Puller Hole --	BACKHOE LOADER 446 446B 446D










PRODUCT	REFERENCE NO.	Pin Type / Material Plating	Removal Aid / Feature Grease Passage	COMPATIBLE MODELS	
RI/CP/706		230-3339	FLAG PIN / STEEL UNPLATED	No Puller Hole --	MINI HYDRAULIC EXCAVATOR 302.5
RI/CP/707		220-1018	STRAIGHT PIN / STEEL ZINC PLATED	No Puller Hole --	BACKHOE LOADER 415 415F2 416 416E 416F 416F2 420 420E 420F 420F2 420XE 422E 428E 430 430E 430F 430F2 432E 434E 440 442E 444E 444F2
RI/CP/708		213-6697	STRAIGHT PIN / STEEL ZINC PLATED	Puller Hole --	BACKHOE LOADER 440 442E 444E 415 415F2 416 416E 416F 416F2 420 420E 420F 420F2 420XE 422E 428E 430 430E 430F 430F2 432E 434E
RI/CP/709		9R-8662	STRAIGHT PIN / STEEL UNPLATED	No Puller Hole --	BACKHOE LOADER 416B 416C 428B 428C 438B 438C
RI/CP/710		168-0425	STRAIGHT PIN / STEEL UNPLATED	Puller Hole --	BACKHOE LOADER 416D 415 415F2 416 416E 416F 416F2 420 420D 420E 420F 420F2 420XE 430 430D 430E 430F 430F2 432F2 440
RI/CP/711		132-3777	STRAIGHT PIN / STEEL UNPLATED	No Puller Hole --	BACKHOE LOADER 1996-05-01 00:00:00 416B 416C 416D 416E 420D 420E 422E 424D 426C 428C 428D 428E 430D 430E 432D 432E 434E 436C 438C 438D 442D 442E 444E
RI/CP/712		132-3947	STRAIGHT PIN / STEEL UNPLATED	No Puller Hole --	BACKHOE LOADER 440 446 446B 446D 450 450E 450F
RI/CP/713		217-9547	FLAG PIN / STEEL UNPLATED	Puller Hole --	MINI HYDRAULIC EXCAVATOR 304.5
RI/CP/714		223-3586	FLAG PIN / STEEL UNPLATED	No Puller Hole --	MINI HYDRAULIC EXCAVATOR 304 305
RI/CP/715		281-0892	FLAG PIN / STEEL UNPLATED	No Puller Hole --	MINI HYDRAULIC EXCAVATOR 304C CR 305.5D 305.5E 305.5E2 305.5E2 CR 305C CR 305D CR 305E 305E2 305E2 CR













PRODUCT	REFERENCE NO.	Pin Type / Material Plating	Removal Aid / Feature Grease Passage	COMPATIBLE MODELS
RI/CP/716 	284-6321	FLAG PIN / STEEL UNPLATED	No Puller Hole None	MINI HYDRAULIC EXCAVATOR 305.5E 305.5E2 CR 305E 305E2 CR
RI/CP/717 	304-9154	STRAIGHT PIN / STEEL HARD CHROME PLATED	No Puller Hole --	WORK TOOL PIN GRAB, EXCAVATOR 315D L 316E L
RI/CP/718 	317-0740	HEADED PIN / STEEL HARD CHROME PLATED	No Puller Hole --	WORK TOOL PIN GRAB, EXCAVATOR 326 320D 320D GC 320D L 320D LN 320D LRR 320D RR 320E 320E L 320E LN 323D 323D L 323D LN 323D SA 323D2 L 323E L 323E LN 323E SA 324D 324D L 324E 324E L 324E LN 326D2 L 326F 326F L 328D LCR 329D 329D L 329D2 329D2 L 329E L 329F L 330 330F L 330GC 335F LCR
RI/CP/719 	304-5342	STRAIGHT PIN / STEEL HARD CHROME PLATED	No Puller Hole --	WORK TOOL PIN GRAB, EXCAVATOR 320D 320D GC 320D L 320D LN 320D LRR 320D RR 323D 323D L 323D LN 323D SA 324D 324D L 328D LCR 329D 329D L
RI/CP/720 	221-4295	STRAIGHT PIN / STEEL UNPLATED	No Puller Hole --	BACKHOE LOADER 430F 415F2 416D 416E 416F 416F2 420D 420E 420F 420F2 430D 430E 430F2 440 416 420
RI/CP/721 	269-7811	STRAIGHT PIN / STEEL UNPLATED	No Puller Hole --	WORK TOOL H35DS H45DS H55DS H65DS
RI/CP/722 	261-7765	STRAIGHT PIN / STEEL UNPLATED	No Puller Hole --	ARTICULATED DUMP TRUCK 730 730C 730C2 E3
RI/CP723 	138-2482	STRAIGHT PIN / STEEL UNPLATED	No Puller Hole --	WHEEL-TYPE LOADER 902 906 908
RI/CP/724 	158-0101	STRAIGHT PIN / STEEL UNPLATED	Puller Hole --	TELEHANDLER TH62 TH63 TH82 TH83
RI/CP/725 	174-1666	STRAIGHT PIN / STEEL UNPLATED	Puller Hole --	WORK TOOL G315 G320 G330 G345 VRG30 VRG40 VRG50












PRODUCT		REFERENCE NO.	Pin Type / Material Plating	Removal Aid / Feature Grease Passage	COMPATIBLE MODELS
RI/CP/726		5G-7635	FLAG PIN / STEEL UNPLATED	Puller Hole --	INTEGRATED TOOLCARRIER IT12 IT12B IT14B IT14F
					MINI HYDRAULIC EXCAVATOR 304.5
RI/CP/727		172-2720	FLAG PIN / STEEL UNPLATED	No Puller Hole --	
RI/CP/728		6W-5761	STRAIGHT PIN / STEEL UNPLATED	Puller Hole --	INTEGRATED TOOLCARRIER IT14G IT14G2 IT18 IT18B IT18F IT24F IT28 IT28B IT28F IT28G, WHEEL-TYPE LOADER 910 910K 910M 914 914G 914G2 914K 914M 918M 920 920K 924G 924H 924K 928G 928HZ 930G 930H 930K, BACKHOE LOADER 416C 416F 420D 420E 420F 424D 426C 428C 430D 430E 430F 432D 432E 434E 436C 438C 442D 442E 444E, TELEHANDLER TH103 TH220B TH330B TH340B TH350B TH360B TH460B TH560B TH580B TH62 TH63 TH82 TH83
RI/CP/729		155-9899	FLAG PIN / STEEL UNPLATED	No Puller Hole --	PIPELAYER 572R 572R II PL61
RI/CP/730		449-0451	STRAIGHT PIN / STEEL UNPLATED	No Puller Hole --	BACKHOE LOADER 432F2 434 440 444 444F 444F2 450 415 416 420 420F 420F2 420XE 428 428F2 430 430F 430F2 432 432F
RI/CP/731		217-9492	FLAG PIN / STEEL UNPLATED	No Puller Hole --	MINI HYDRAULIC EXCAVATOR 302.5
RI/CP/732		172-2710	FLAG PIN / STEEL UNPLATED	No Puller Hole --	MINI HYDRAULIC EXCAVATOR 304.5
RI/CP/733		209-3100	FLAG PIN / STEEL UNPLATED	Puller Hole --	TELEHANDLER TH460B TH560B
RI/CP/734		217-9545	FLAG PIN / STEEL UNPLATED	No Puller Hole --	MINI HYDRAULIC EXCAVATOR 304.5
RI/CP/735		223-3596	FLAG PIN / STEEL UNPLATED	No Puller Hole --	MINI HYDRAULIC EXCAVATOR 305 305.5 306













PRODUCT	REFERENCE NO.	Pin Type / Material Plating	Removal Aid / Feature Grease Passage	COMPATIBLE MODELS	
RI/CP/736		110-2159	FLAG PIN / STEEL HARD CHROME PLATED	No Puller Hole --	WHEELED EXCAVATOR M313C M315C M316C M316D M318C M318C MH M318D M318D MH M320 M322C M322D M322D MH M315, EXCAVATOR M312 M315 M318
RI/CP/737		7T-5442	STRAIGHT PIN / STEEL HARD CHROME PLATED	No Puller Hole --	TRACK-TYPE TRACTOR 57H 8 8A 8SU 8U D8N
RI/CP/738		260-6316	FLAG PIN / STEEL UNPLATED	No Puller Hole --	MINI HYDRAULIC EXCAVATOR 305E2 304C CR 305.5D 305.5E 305.5E2 305.5E2 CR 305C CR 305D CR 305E 305E2 CR 305 CR 305.5 CR
RI/CP/739		218-7584	FLAG PIN / STEEL UNPLATED	No Puller Hole --	MINI HYDRAULIC EXCAVATOR 304
RI/CP/740		217-9556	FLAG PIN / STEEL UNPLATED	No Puller Hole --	MINI HYDRAULIC EXCAVATOR 304.5
RI/CP/741		270-6484	STRAIGHT PIN / STEEL UNPLATED	No Puller Hole --	MINI HYDRAULIC EXCAVATOR 304C CR 305.5D 305.5E 305.5E2 305.5E2 CR 305C CR 305D CR 305E 305E2 305E2 CR
RI/CP/742		259-9711	FLAG PIN / STEEL HARD CHROME PLATED	Puller Hole --	WHEELED EXCAVATOR M316D M318D
RI/CP743		223-3594	FLAG PIN / STEEL UNPLATED	No Puller Hole --	MINI HYDRAULIC EXCAVATOR 305 305.5
RI/CP/744		216-7296	FLAG PIN / STEEL UNPLATED	No Puller Hole --	WHEEL-TYPE LOADER 908
RI/CP/745		223-4115	FLAG PIN / STEEL UNPLATED	No Puller Hole --	MINI HYDRAULIC EXCAVATOR 304 305























PRODUCT	REFERENCE NO.	Pin Type / Material Plating	Removal Aid / Feature Grease Passage	COMPATIBLE MODELS	
RI/CP/746		2T-0288	FLAG PIN / STEEL UNPLATED	Puller Hole --	WHEEL TRACTOR-SCRAPER 615 615C
RI/CP/747		172-2704	FLAG PIN / STEEL UNPLATED	No Puller Hole --	MINI HYDRAULIC EXCAVATOR 304.5
RI/CP/748		330-9676	STRAIGHT PIN / STEEL ZINC PLATED	No Puller Hole --	BACKHOE LOADER 434E 444E
RI/CP/749		422-3199	FLAG PIN / STEEL UNPLATED	No Puller Hole None	SKID STEER LOADER 272D 272D XHP 272D2 272D2 XHP 297D 297D XHP 297D2 297D2 XHP 299D 299D XHP 299D2 299D2 XHP
RI/CP/750		179-7133	HEADED PIN / STEEL ZINC PLATED	No Puller Hole --	WHEEL-TYPE LOADER 910 910K 910M 914 914K 914M 920 926M 930K 930M 924K
RI/CP/751		218-7586	FLAG PIN / STEEL UNPLATED	No Puller Hole --	MINI HYDRAULIC EXCAVATOR 304 305.5 306
RI/CP/752		114-9395	FLAG PIN / STEEL HARD CHROME PLATED	Puller Hole --	WHEELED EXCAVATOR M313C M315C M318D MH M322D MH M322D2 MH M324D2 MH M315, EXCAVATOR M312 M315, MATERIAL HANDLER MH3022 MH3024 MH3026
RI/CP753		223-4114	FLAG PIN / STEEL UNPLATED	No Puller Hole --	MINI HYDRAULIC EXCAVATOR 304 305
RI/CP/754		312-4474	HEADED PIN / STEEL UNPLATED	No Puller Hole --	TRACK-TYPE TRACTOR D7E D7E LGP
RI/CP/755		266-3943	FLAG PIN / STEEL UNPLATED	No Puller Hole --	MINI HYDRAULIC EXCAVATOR 304C CR 305.5D 305.5E 305.5E2 305.5E2 CR 305C CR 305D CR 305E 305E2 305E2 CR













PRODUCT		REFERENCE NO.	Pin Type / Material Plating	Removal Aid / Feature Grease Passage	COMPATIBLE MODELS
RI/CP/756		174-1665	HEADED PIN / STEEL UNPLATED	Puller Hole --	WORK TOOL G315 G320 VRG30 VRG40
					SKID STEER LOADER 272C 272D 272D XHP 297C 299C 299D 299D XHP
RI/CP/757		258-3167	FLAG PIN / STEEL UNPLATED	Puller Hole None	
RI/CP/758		8W-2083	FLAG PIN / STEEL UNPLATED	No Puller Hole --	WHEEL TRACTOR-SCRAPER 613G 621G 621H 621K 627G 627H 627K 627K LRC 631E 631G 631K 637E 637G 637K
					TRACK-TYPE SKIDDER 517 527
RI/CP/759		283-0215	FLAG PIN / STEEL HARD CHROME PLATED	Puller Hole --	
RI/CP/760		391-3037	STRAIGHT PIN / STEEL UNPLATED	No Puller Hole --	TRACK-TYPE TRACTOR D7E D7E LGP TRACK-TYPE TRACTOR D7E D7E LGP
RI/CP/761		266-9861	HEADED PIN / STEEL ZINC PLATED	No Puller Hole --	WHEEL-TYPE LOADER 938H 950H 950K 962K 966H 966K 966K XE 980K 980K HLG, TRACK-TYPE LOADER 963K 953K 953 963 973 973D 973K
RI/CP/762		242-5594	STRAIGHT PIN / STEEL ZINC PLATED	No Puller Hole --	WHEEL-TYPE LOADER 906H 906H2 906K 906M 907H 907H2 907K 907M 908H 908H2 908K 908M
					INTEGRATED TOOLCARRIER IT14G IT14G2, WHEEL-TYPE LOADER 914G 914G2
RI/CP763		236-5295	FLAG PIN / STEEL UNPLATED	No Puller Hole --	
RI/CP/764		250-8013	HEADED PIN / STEEL UNPLATED	Puller Hole --	WORK TOOL GSH20 GSH20B GSH22
RI/CP/765		330-9681	STRAIGHT PIN / STEEL ZINC PLATED	No Puller Hole --	BACKHOE LOADER 434E 444E














PRODUCT		REFERENCE NO.	Pin Type / Material Plating	Removal Aid / Feature Grease Passage	COMPATIBLE MODELS
RI/CP/766		9R-9492	STRAIGHT PIN / STEEL ZINC PLATED	No Puller Hole --	BACKHOE LOADER 446B 446D 450E 450F
RI/CP767		358-2194	STRAIGHT PIN / STEEL HARD CHROME PLATED	No Puller Hole None	TRACK-TYPE TRACTOR D4 D6K D6K2 D6K2 LGP D6K2 XL
RI/CP/768		330-9675	HEADED PIN / STEEL UNPLATED	No Puller Hole --	BACKHOE LOADER 434E 444E
RI/CP/769		291-9110	FLAG PIN / STEEL UNPLATED	No Puller Hole --	WHEEL TRACTOR-SCRAPER 631G 637G 657G
RI/CP/770		397-4482	HEADED PIN / STEEL UNPLATED	No Puller Hole --	WHEEL-TYPE LOADER 901C 901C2 902C 902C2 903C 903C2
RI/CP/771		259-8124	FLAG PIN / STEEL HARD CHROME PLATED	Puller Hole --	WHEELED EXCAVATOR M313D M315D M316D M318D M318D MH M322D MH M322D2 MH M324D2 MH, MATERIAL HANDLER MH3022 MH3024 MH3026
RI/CP/772		266-3843	FLAG PIN / STEEL UNPLATED	No Puller Hole --	MINI HYDRAULIC EXCAVATOR 304 305 305.5
RI/CP773		270-6643	FLAG PIN / STEEL UNPLATED	No Puller Hole --	MINI HYDRAULIC EXCAVATOR 304C CR 305.5D 305.5E 305.5E2 305.5E2 CR 305C CR 305D CR 305E 305E2 305E2 CR
RI/CP/774		104-6316	STRAIGHT PIN / STEEL UNPLATED	No Puller Hole --	WHEEL-TYPE LOADER 990K, BACKHOE LOADER 414E 415F2 416 416B 416C 416D 416E 416F 416F2 420D 420E 420F 420F2 422E 422F 422F2 424D 426 F2 426B 426C 427F2 428 428B 428C 428D 428E 428F 428F2 430D 430E 430F 430F2 432 432D 432E 432F 432F2 434 434E 434F 434F2 436B 436C 438B 438C 438D 442D 442E 444 444E 444F 444F2 446B 446D 450E 450F 420
RI/CP/775		242-5598	STRAIGHT PIN / STEEL ZINC PLATED	No Puller Hole --	WHEEL-TYPE LOADER 906H 906H2 906K 906M 907H 907H2 907K 907M 908H 908H2 908K 908M

PRODUCT	REFERENCE NO.	Pin Type / Material Plating	Removal Aid / Feature Grease Passage	COMPATIBLE MODELS	
RI/CP/776		209-6855	STRAIGHT PIN / STEEL UNPLATED	No Puller Hole --	BACKHOE LOADER 416E 420E 422E 428E 430E 432E 434E 442E 444E
RI/CP/777		310-0851	STRAIGHT PIN / STEEL ZINC PLATED	No Puller Hole None	BACKHOE LOADER 422E 422F 422F2 427F2 428 428E 428F 428F2 432 432E 432F 432F2 434 434E 434F 434F2 442E 444 444E 444F 444F2
RI/CP/778		142-3955	STRAIGHT PIN / STEEL ZINC PLATED	No Puller Hole --	INTEGRATED TOOLCARRIER IT14G IT14G2 IT28G, WORK TOOL PW2503/7, WHEEL-TYPE LOADER 924C 924H 924K 926M 930G 930H 930K 930M 938K 938M 950K 950M 962K 962M
RI/CP/779		330-9674	FLAG PIN / STEEL ZINC PLATED	No Puller Hole --	BACKHOE LOADER 434E 444E
RI/CP/780		236-8182	STRAIGHT PIN / STEEL UNPLATED	No Puller Hole --	BACKHOE LOADER 416D 420D 424D 426C 428D 430D 432D 436C 438D 442D
RI/CP/781		271-0175	STRAIGHT PIN / STEEL UNPLATED	No Puller Hole --	
RI/CP/782		319-2399	STRAIGHT PIN / STEEL UNPLATED	No Puller Hole --	
RI/CP783		213-6714	STRAIGHT PIN / STEEL ZINC PLATED	No Puller Hole --	BACKHOE LOADER 415 415F2 416 416E 416F 416F2 422E 428E
RI/CP/784		320-9241	STRAIGHT PIN / STEEL ZINC PLATED	No Puller Hole --	BACKHOE LOADER 2016-10-05 20:40:42 422E 422F 422F2 426 F2 427F2 428 428E 428F 428F2 432 432E 432F 432F2 434 434E 434F 434F2 442E 444 444E 444F 444F2
RI/CP/785		6Q-2204	STRAIGHT PIN / STEEL UNPLATED	No Puller Hole --	WHEEL-TYPE LOADER 2007-09-21 19:06:03 924G 924H 924K 926M 930G 930H 930K 930M 938K 938M, BACKHOE LOADER 446B 446D







PRODUCT	REFERENCE NO.	Pin Type / Material Plating	Removal Aid / Feature Grease Passage	COMPATIBLE MODELS	
RI/CP/786		146-9316	STRAIGHT PIN / STEEL NICKEL PLATED	No Puller Hole --	PAVING COMPACTOR CW-34 CW34 PS-360B PS-360C
RI/CP/787		9R-2798	STRAIGHT PIN / STEEL UNPLATED	No Puller Hole --	BACKHOE LOADER 446 446B 446D 450E 450F
RI/CP/788		174-1663	HEADED PIN / STEEL UNPLATED	Puller Hole --	WORK TOOL G315 G320 G330 G345 VRG30 VRG40 VRG50
RI/CP/789		217-9553	FLAG PIN / STEEL UNPLATED	No Puller Hole --	MINI HYDRAULIC EXCAVATOR 304.5
RI/CP/790		223-3593	FLAG PIN / STEEL UNPLATED	No Puller Hole --	MINI HYDRAULIC EXCAVATOR 304 305 305.5
RI/CP/791		266-3899	FLAG PIN / STEEL UNPLATED	No Puller Hole --	MINI HYDRAULIC EXCAVATOR 304C CR 305.5D 305.5E 305.5E2 305.5E2 CR 305C CR 305D CR 305E 305E2 305E2 CR
RI/CP/792		248-5682	FLAG PIN / STEEL HARD CHROME PLATED	No Puller Hole --	WHEELED EXCAVATOR M313C M315C
RI/CP/793		333-0790	STRAIGHT PIN / STEEL ZINC PLATED	Puller Hole --	BACKHOE LOADER 422E 422F 422F2 427F2 428 428E 428F 428F2 432 432E 432F 432F2 434 434E 434F 434F2 444 444F 444F2
RI/CP/794		333-0791	STRAIGHT PIN / STEEL ZINC PLATED	No Puller Hole --	BACKHOE LOADER 422E 422F 422F2 427F2 428 428E 428F 428F2 432 432E 432F 432F2 434 434E 434F 434F2 444 444F 444F2
RI/CP/795		287-0030	FLAG PIN / STEEL UNPLATED	No Puller Hole --	MINI HYDRAULIC EXCAVATOR 303.5C 303.5D 303.5E 303.5E2 303.5E2 CR 303C CR 304D CR 304E 304E2 304E2 CR 303.5CR 304













PRODUCT	REFERENCE NO.	Pin Type / Material Plating	Removal Aid / Feature Grease Passage	COMPATIBLE MODELS	
RI/CP/796		296-9480	HEADED PIN / STEEL HARD CHROME PLATED	No Puller Hole --	MINI HYDRAULIC EXCAVATOR 308 309 308.5 308D 308E 308E CR 308E SR 308E2 CR 308E2 SR 308E2CR 308E2SR, EXCAVATOR 307D
RI/CP/797		155-9898	FLAG PIN / STEEL UNPLATED	No Puller Hole --	PIPELAYER 572R 572R II
RI/CP/798		215-7219	FLAG PIN / STEEL HARD CHROME PLATED	Puller Hole --	WHEEL-TYPE LOADER 924G 924H
RI/CP/799		167-0948	STRAIGHT PIN / STEEL UNPLATED	Puller Hole --	PIPELAYER 572R 572R II
RI/CP/800		299-4735	FLAG PIN / STEEL UNPLATED	No Puller Hole --	PIPELAYER PL61
RI/CP/801		155-9897	FLAG PIN / STEEL UNPLATED	No Puller Hole --	PIPELAYER 572R 572R II
RI/CP/802		345-0456	STRAIGHT PIN / STEEL UNPLATED	Puller Hole --	WHEEL TRACTOR-SCRAPER TS180 TS185 TS220 TS225
RI/CP803		316-5023	FLAG PIN / STEEL UNPLATED	No Puller Hole --	
RI/CP/804		208-1265	FLAG PIN / STEEL UNPLATED	No Puller Hole --	
RI/CP/805		316-5024()	FLAG PIN / STEEL UNPLATED	No Puller Hole --	

PRODUCT	REFERENCE NO.	Pin Type / Material Plating	Removal Aid / Feature Grease Passage	COMPATIBLE MODELS	
R/CP/806		136-4381	FLAG PIN / STEEL HARD CHROME PLATED	No Puller Hole --	CHALLENGER 65E 75E 85E 95E
R/CP/807		9J-0090	STRAIGHT PIN / STEEL NICKEL PLATED	No Puller Hole --	MOTOR GRADER 120 120H 120H ES 120H NA 120K 120K 2 120M 120M 2 12G 130G 135H 135H NA 140G 140K
R/CP/808		138-2485	STRAIGHT PIN / STEEL UNPLATED	No Puller Hole --	WHEEL-TYPE LOADER 902 906
R/CP/809		104-5433	FLAG PIN / STEEL UNPLATED	No Puller Hole --	TRACK-TYPE LOADER 933 933C 939 939C
R/CP/810		119-9401	TAPERED HITCH PIN / STEEL UNPLATED	Puller Hole --	ARTICULATED DUMP TRUCK D250E D250E II D300E D300E II
R/CP/811		275-8198	FLAG PIN / STEEL UNPLATED	Puller Hole --	
R/CP/812		301-5258	FLAG PIN / STEEL HARD CHROME PLATED	Puller Hole --	
R/CP813		2K-6562	HEADED PIN / STEEL HARD CHROME PLATED	Puller Hole --	TRACK-TYPE TRACTOR 153 163 4 5 55 5A 5S 6 D5B D5E D6D D6E D6F SR D6G D6G SR D6G2 XL, TRACK-TYPE LOADER 951 955 977
R/CP/814		193-0184	HEADED PIN / STEEL ZINC PLATED	No Puller Hole --	WHEEL-TYPE LOADER 910 910K 914 914K 914M
R/CP/815		158-3541	FLAG PIN / STEEL HARD CHROME PLATED	No Puller Hole --	ENGINEER SUPPORT TRACTOR 30/30 DEUCE














PRODUCT	REFERENCE NO.	Pin Type / Material Plating	Removal Aid / Feature Grease Passage	COMPATIBLE MODELS	
RI/CP/816		1U-0063	STRAIGHT PIN / STEEL HARD CHROME PLATED	No Puller Hole --	TRACK-TYPE TRACTOR D5 4 5 5S 5A 5P 5S D4H D4H III D4H XL D5H D5H XL D5M D5N D5R LGP D5R XL D5R2 D6M D6N D6N LGP D6N XL
RI/CP/817		8X-4884	STRAIGHT PIN / STEEL NICKEL PLATED	No Puller Hole --	MOTOR GRADER 120 120H 120H ES 120H NA 120K 120K 2 120M 120M 2 12M 135H 135H NA 120 GC
RI/CP/818		2K-0121	STRAIGHT PIN / STEEL UNPLATED	Puller Hole --	WHEEL-TYPE SKIDDER 528 528B 530B MOTOR GRADER 120 120H 120H ES 120H NA 120K 120K 2 120M 120M 2 135H 135H NA 140K
RI/CP/819		113-0993	STRAIGHT PIN / STEEL HARD CHROME PLATED	No Puller Hole --	
RI/CP/820		204-7808	FLAG PIN / STEEL HARD CHROME PLATED	No Puller Hole --	WHEEL-TYPE SKIDDER 545
RI/CP/821		185-1134	STRAIGHT PIN / STEEL UNPLATED	No Puller Hole --	WHEEL-TYPE LOADER 924H
RI/CP/822		109-7305	FLAG PIN / STEEL UNPLATED	Puller Hole --	INTEGRATED TOOLCARRIER IT14G, WHEEL-TYPE LOADER 914G
RI/CP823		242-9888	FLAG PIN / STEEL UNPLATED	Puller Hole --	BACKHOE LOADER 446B 446D
RI/CP/824		226-4817	FLAG PIN / STEEL UNPLATED	No Puller Hole --	
RI/CP/825		9V-3362	FLAG PIN / STEEL HARD CHROME PLATED	Puller Hole None	INTEGRATED TOOLCARRIER IT18 IT28 IT28B













PRODUCT		REFERENCE NO.	Pin Type / Material Plating	Removal Aid / Feature Grease Passage	COMPATIBLE MODELS
R/CP/826		8K-6358	HEADED PIN / STEEL HARD CHROME PLATED	Puller Hole --	TRACK-TYPE LOADER 955K 955L
					EXCAVATOR 330D
R/CP/827		225-6582	FLAG PIN / STEEL UNPLATED	No Puller Hole --	
R/CP/828		4S-8797	HEADED PIN / STEEL UNPLATED	No Puller Hole --	TRACK-TYPE TRACTOR 7A 7S 7U D5 D7G D7G2 D9G
					INTEGRATED TOOLCARRIER IT12 IT12B IT14B IT14F
R/CP/829		5G-4994	FLAG PIN / STEEL UNPLATED	Puller Hole --	
R/CP/830		232-4941	FLAG PIN / STEEL HARD CHROME PLATED	No Puller Hole --	
R/CP/831		7P-4782	STRAIGHT PIN / STEEL HARD CHROME PLATED	No Puller Hole --	TRACK-TYPE LOADER 973
R/CP/832		163-0086	STRAIGHT PIN / STEEL UNPLATED	No Puller Hole --	WHEEL-TYPE LOADER 950H 950G 950G II 950K 962G 962G II 962H 962K 966G 966G II 966H 972G 972G II 972H
					TRACK-TYPE TRACTOR 56 56H 57 57H 6 6A 6S 6SU 7 7A 7S 7S LGP 7SU 7U D6H D6H XL D6H XR D6R D7E D7E LGP D7G D7H D7R D7R II D7R LGP D7R XR, PIPELAYER 572R 572R II
R/CP833		2R-0179	HEADED PIN / STEEL UNPLATED	No Puller Hole --	
R/CP/834		6K-7286	STRAIGHT PIN / STEEL HARD CHROME PLATED	Puller Hole --	WHEEL-TYPE LOADER 966C
R/CP/835		138-3880	FLAG PIN / STEEL UNPLATED	Puller Hole --	TRACK-TYPE LOADER 933C 939C



PRODUCT	REFERENCE NO.	Pin Type / Material Plating	Removal Aid / Feature Grease Passage	COMPATIBLE MODELS	
RI/CP/836		6S-4787	FLAG PIN / STEEL UNPLATED	No Puller Hole --	TRACK-TYPE TRACTOR 3 53 D3, WHEEL-TYPE LOADER 910, TRACK-TYPE LOADER 931 931B 931C 931C II 933 935B 935C 935C II 939
RI/CP/837		269-7321	STRAIGHT PIN / STEEL UNPLATED	No Puller Hole --	
RI/CP/838		7P-7047	HEADED PIN / STEEL UNPLATED	Puller Hole --	TRACK-TYPE LOADER 943 953 953B 963 963B 973
RI/CP/839		2T-1519	FLAG PIN / STEEL UNPLATED	No Puller Hole --	WHEEL TRACTOR-SCRAPER 613C 613C II 613G
RI/CP/840		295-8910	STRAIGHT PIN / STEEL UNPLATED	No Puller Hole --	TRACK-TYPE TRACTOR D7 D7E D7E LGP, PIPELAYER PL72
RI/CP/841		8V-7419	FLAG PIN / STEEL HARD CHROME PLATED	Puller Hole --	INTEGRATED TOOLCARRIER IT38F IT38G IT38G II IT38H, WORK TOOL PW2503/7, WHEEL-TYPE LOADER 938G 938H, TRACK-TYPE LOADER 943 953 953B 953C 953D 953K
RI/CP/842		195-0409	FLAG PIN / STEEL UNPLATED	No Puller Hole --	ASPHALT PAVER AP-1000D AP-1000E AP-1055D AP-1055E AP-500E AP-555E AP-600D AP-655C AP-655D BG-2255C BG-2455D BG-260D BG1000E BG1055E BG500E BG555E BG600D BG655D
RI/CP843		136-3037	FLAG PIN / STEEL UNPLATED	No Puller Hole --	PAVING COMPACTOR CW-14 CW-16 PS-150B PS-150C PS-200B
RI/CP/844		8I-1411	STRAIGHT PIN / STEEL UNPLATED	Puller Hole --	WHEEL TRACTOR-SCRAPER 615C 623E 623F 623G 633E
RI/CP/845		136-3039	FLAG PIN / STEEL UNPLATED	No Puller Hole --	PAVING COMPACTOR CW-14 CW-16 PS-150B PS-150C PS-200B











PRODUCT	REFERENCE NO.	Pin Type / Material Plating	Removal Aid / Feature Grease Passage	COMPATIBLE MODELS
RI/CP/846 	320-9381	STRAIGHT PIN / STEEL UNPLATED	No Puller Hole --	OFF-HIGHWAY TRUCK 793F OEM 793 793F 793F CMD 793F XQ
RI/CP/847 	185-8079	STRAIGHT PIN / STEEL UNPLATED	No Puller Hole --	WORK TOOL HYDRAULIC, WHEELED EXCAVATOR M313D M318F
RI/CP/848 	81-2429	STRAIGHT PIN / STEEL UNPLATED	No Puller Hole --	WHEEL TRACTOR-SCRAPER 623G
RI/CP/849 	391-3825	FLAG PIN / STEEL HARD CHROME PLATED	No Puller Hole --	WORK TOOL HYDRAULIC, WHEELED EXCAVATOR M313D M318F
RI/CP/850 	240-9145	STRAIGHT PIN / STEEL HARD CHROME PLATED	No Puller Hole --	
RI/CP/851 	220-6048	STRAIGHT PIN / STEEL HARD CHROME PLATED	Puller Hole --	TRACK-TYPE SKIDDER 517 527
RI/CP/852 	264-1180	STRAIGHT PIN / STEEL UNPLATED	No Puller Hole --	MOTOR GRADER 120 120M 120M 2 12M 12M 2 12M 3 12M 3 AWD 140 140M 140M 2 140M 3 140M 3 AWD 14L 150 160 160M 160M 2 160M 3 160M 3 AWD
RI/CP/853 	8J-4740	FLAG PIN / STEEL UNPLATED	No Puller Hole --	WHEEL TRACTOR-SCRAPER 613 613B 613C
RI/CP/854 	8J-6662	FLAG PIN / STEEL UNPLATED	No Puller Hole --	WHEEL TRACTOR-SCRAPER 615 615C 623B 623E 623F
RI/CP/855 	271-6058	HEADED PIN / STEEL UNPLATED	No Puller Hole --	TRACK-TYPE TRACTOR D6K D6K LGP D6K XL D6K2 D6K2 LGP D6K2 XL, PIPELAYER PL61



PRODUCT	REFERENCE NO.	Pin Type / Material Plating	Removal Aid / Feature Grease Passage	COMPATIBLE MODELS	
R/CP/856		122-8064	FLAG PIN / STEEL UNPLATED	No Puller Hole --	PAVING COMPACTOR CW-14 PF-290B PS-150B PS-150C PS-200B PS-360B PS-360C
R/CP/857		9W-3120	FLAG PIN / STEEL UNPLATED	No Puller Hole --	TRACK-TYPE TRACTOR 3P 3S 53 D3 D3B D3C D3C II D4B D4C, TRACK-TYPE LOADER 931
R/CP/858		267-6211	FLAG PIN / STEEL UNPLATED	No Puller Hole --	WHEEL TRACTOR-SCRAPER 613C 613G
R/CP/859		111-4033	FLAG PIN / STEEL UNPLATED	Puller Hole --	INTEGRATED TOOLCARRIER IT14G IT14G2
R/CP/860		173-5254	TAPERED HITCH PIN / STEEL UNPLATED	Puller Hole --	ARTICULATED DUMP TRUCK D350E II D400E II
R/CP/861		160-4733	FLAG PIN / STEEL UNPLATED	No Puller Hole --	ROAD RECLAIMER RM500B RM-300 RM-350B RM-500 RM400, COLD PLANER RM400
R/CP/862		264-1152	STRAIGHT PIN / STEEL UNPLATED	Puller Hole --	MOTOR GRADER 16 16H 16H NA 16M 16M3 18 18M3
R/CP863		226-7194	STRAIGHT PIN / STEEL UNPLATED	Puller Hole --	TRACK-TYPE TRACTOR D6R III
R/CP/864		282-6604	STRAIGHT PIN / STEEL ZINC PLATED	Puller Hole --	TRACK-TYPE TRACTOR D6T D6T LGP D6T LGPPAT D6T XL D6T XL PAT D6T XW D6T XW PAT
R/CP/865		2G-8627	STRAIGHT PIN / STEEL UNPLATED	Puller Hole --	MOTOR GRADER 16G













PRODUCT	REFERENCE NO.	Pin Type / Material Plating	Removal Aid / Feature Grease Passage	COMPATIBLE MODELS	
R/CP/866		2G-5698	STRAIGHT PIN / STEEL HARD CHROME PLATED	Puller Hole --	MOTOR GRADER 16G
R/CP/867		12I-4300	STRAIGHT PIN / STEEL UNPLATED	No Puller Hole --	ARTICULATED DUMP TRUCK D25D D30D D350D D350E D400D D400E D40D
R/CP/868		2G-8611	STRAIGHT PIN / STEEL UNPLATED	No Puller Hole --	MOTOR GRADER 16 16G 16H 16H NA 16M 16M3 18 18M3
R/CP/869		307-3835	FLAG PIN / STEEL UNPLATED	No Puller Hole --	WHEEL TRACTOR-SCRAPER 621G 621H 621K 627G 627H 627K 627K LRC
R/CP/870		4T-5434	FLAG PIN / STEEL UNPLATED	Puller Hole --	WHEEL TRACTOR-SCRAPER 621H 621K 627E 627F 627G 627H 627K 627K LRC
R/CP/871		320-4596	STRAIGHT PIN / STEEL UNPLATED	No Puller Hole --	WHEEL TRACTOR-SCRAPER TS180 TS185 TS220 TS225
R/CP/872		252-8757	FLAG PIN / STEEL HARD CHROME PLATED	No Puller Hole --	WHEEL-TYPE SKIDDER 525C 525D 535C 535D 545C 545D
R/CP/873		6Q-7287	FLAG PIN / STEEL UNPLATED	No Puller Hole --	WHEEL-TYPE LOADER 926M 930K 930M
R/CP/874		206-5955	FLAG PIN / STEEL HARD CHROME PLATED	No Puller Hole --	WHEEL-TYPE LOADER 966K 966M 972K 972M, TRACK-TYPE LOADER 963D 963K
R/CP/875		2G-8075	STRAIGHT PIN / STEEL UNPLATED	Puller Hole --	MOTOR GRADER 16G












PRODUCT	REFERENCE NO.	Pin Type / Material Plating	Removal Aid / Feature Grease Passage	COMPATIBLE MODELS
RI/CP/876 	7U-1404	STRAIGHT PIN / STEEL UNPLATED	No Puller Hole --	ARTICULATED DUMP TRUCK D25D D30D D350C D350D D350E D400 D400D D400E D40D
RI/CP/877 	8D-3665	STRAIGHT PIN / STEEL HARD CHROME PLATED	No Puller Hole --	MOTOR GRADER 14G
RI/CP/878 	269-7274	STRAIGHT PIN / STEEL HARD CHROME PLATED	No Puller Hole --	WHEEL-TYPE SKIDDER 525C
RI/CP/879 	169-8238	FLAG PIN / STEEL UNPLATED	No Puller Hole --	WORK TOOL RAKE, WHEEL-TYPE LOADER 950H 938K 924K 950G 950G II 962G 962G II 962H 966G 966G II 966H 966K 972G 972G II 972H 972K 980G 980G II 980H 980K 990H 926M 930K 938M 930M
RI/CP/880 	9V-3285	STRAIGHT PIN / STEEL HARD CHROME PLATED	No Puller Hole --	INTEGRATED TOOLCARRIER IT18 IT18B IT18F IT24F IT28 IT28B IT28F
RI/CP/881 	8W-6928	STRAIGHT PIN / STEEL NICKEL PLATED	No Puller Hole --	OFF-HIGHWAY TRUCK 69D 768C 769C 769D 770 770G 770G OEM 771C 771D 772 772G 772G OEM 773GC
RI/CP/882 	109-6776	STRAIGHT PIN / STEEL HARD CHROME PLATED	No Puller Hole --	MOTOR GRADER 120 120H 120H ES 120H NA 120K 120K 2 120M 120M 2 12H 12H ES 12H NA 12K 12M 135H 135H NA 140 140H 140H ES 140H NA 140K 140K 2 140M 143H 160H 160H ES 160H NA 160K 160M 163H 163H NA 120 GC
RI/CP883 	8E-1667	FLAG PIN / STEEL UNPLATED	No Puller Hole --	TRACK-TYPE TRACTOR 4P D4H
RI/CP/884 	9M-2321	STRAIGHT PIN / STEEL UNPLATED	Puller Hole --	OFF-HIGHWAY TRUCK 69D 769 769B 769C 769D 770G 770G OEM 771C 771D 772G 772G OEM
RI/CP/885 	9V-0393	FLAG PIN / STEEL HARD CHROME PLATED	No Puller Hole --	PAVING COMPACTOR CP-643 CP-653 CS-643 CS-653, WHEEL-TYPE LOADER 936 936E 936F G936













PRODUCT	REFERENCE NO.	Pin Type / Material Plating	Removal Aid / Feature Grease Passage	COMPATIBLE MODELS	
R/CP/886		8W-8560	FLAG PIN / STEEL UNPLATED	No Puller Hole --	WHEEL TRACTOR-SCRAPER 621E 621F 621G 621H 621K 627E 627F 627G 627H 627K 627K LRC
R/CP/887		7J-5414	STRAIGHT PIN / STEEL UNPLATED	No Puller Hole --	WHEEL TRACTOR-SCRAPER 611 621 621B 621E 621F 621G 627 627B 627E 627F 627G 631B 631C 631D 633 633B 633D 637 637B 637D 637E 637G 639D 641 641B 651B 651E 657 657B 657E 657G 666 666B 651
R/CP/888		122-6384	FLAG PIN / STEEL HARD CHROME PLATED	No Puller Hole --	INTEGRATED TOOLCARRIER IT26G
R/CP/889		9C-8862	FLAG PIN / STEEL HARD CHROME PLATED	Puller Hole --	INTEGRATED TOOLCARRIER IT18F IT24F IT28F
R/CP/890		111-4488	FLAG PIN / STEEL UNPLATED	Puller Hole --	INTEGRATED TOOLCARRIER IT14G IT14G2
R/CP/891		177-6845	STRAIGHT PIN / STEEL UNPLATED	No Puller Hole --	WHEEL-TYPE LOADER 928G 928HZ 938G 938G II 938H
R/CP/892		226-7190	STRAIGHT PIN / STEEL UNPLATED	No Puller Hole --	TRACK-TYPE TRACTOR D6R III D6T D6T LGP D6T XL D6T XW
R/CP893		160-4360	FLAG PIN / STEEL HARD CHROME PLATED	No Puller Hole --	WHEEL-TYPE SKIDDER 545
R/CP/894		320-4595	STRAIGHT PIN / STEEL UNPLATED	Puller Hole --	WHEEL TRACTOR-SCRAPER TS180 TS185 TS220 TS225
R/CP/895		8R-9540	FLAG PIN / STEEL UNPLATED	No Puller Hole --	INTEGRATED TOOLCARRIER IT12B IT14B IT14F













PRODUCT		REFERENCE NO.	Pin Type / Material Plating	Removal Aid / Feature Grease Passage	COMPATIBLE MODELS
RI/CP/896		9V-3280	FLAG PIN / STEEL HARD CHROME PLATED	No Puller Hole --	INTEGRATED TOOLCARRIER IT18 IT18B IT18F IT24F IT28 IT28B IT28F
					TRACK-TYPE LOADER 973 973C
RI/CP/897		8Y-1739	STRAIGHT PIN / STEEL HARD CHROME PLATED	No Puller Hole --	
RI/CP/898		11I-4032	FLAG PIN / STEEL UNPLATED	No Puller Hole --	INTEGRATED TOOLCARRIER IT14G IT14G2
					WHEEL-TYPE SKIDDER 525 525B, TRACK-TYPE SKIDDER 517 527
RI/CP/899		220-6050	STRAIGHT PIN / STEEL HARD CHROME PLATED	No Puller Hole --	
RI/CP/900		8Y-7047	FLAG PIN / STEEL UNPLATED	No Puller Hole --	INTEGRATED TOOLCARRIER IT28F IT28G, WHEEL-TYPE LOADER 924G 924GZ 924H 924HZ 924K 926M 928F 928G 928H 928HZ 930G 930H 930K 930M
					TRACK-TYPE TRACTOR D5M D5N, PIPELAYER 561M 561N
RI/CP/901		109-0379	STRAIGHT PIN / STEEL HARD CHROME PLATED	No Puller Hole --	
RI/CP/902		264-1155	STRAIGHT PIN / STEEL UNPLATED	Puller Hole --	MOTOR GRADER 16 16H 16H NA 16M 16M3 18 18M3
					ARTICULATED DUMP TRUCK D25D D30D D350C D350D D350E D400 D400D D400E D40D
RI/CP903		5U-8443	STRAIGHT PIN / STEEL UNPLATED	No Puller Hole --	
RI/CP/904		2G-8619	STRAIGHT PIN / STEEL UNPLATED	Puller Hole --	MOTOR GRADER 16G
					WHEEL-TYPE LOADER 914G 914G2
RI/CP/905		109-3733	FLAG PIN / STEEL UNPLATED	Puller Hole --	













PRODUCT	REFERENCE NO.	Pin Type / Material Plating	Removal Aid / Feature Grease Passage	COMPATIBLE MODELS	
RI/CP/906		9V-3279	FLAG PIN / STEEL HARD CHROME PLATED	Puller Hole --	INTEGRATED TOOLCARRIER IT18 IT18B IT18F IT24F IT28 IT28B IT28F, WHEEL-TYPE LOADER 916 C916
RI/CP/907		248-3946	STRAIGHT PIN / STEEL UNPLATED	No Puller Hole --	TRACK-TYPE TRACTOR D4 D6K D6K LGP D6K XL D6K2 D6K2 LGP D6K2 XL, PIPELAYER PL61
RI/CP/908		111-4028	FLAG PIN / STEEL UNPLATED	Puller Hole --	INTEGRATED TOOLCARRIER IT14G IT14G2
RI/CP/909		241-9443	HEADED PIN / STEEL UNPLATED	No Puller Hole --	WORK TOOL BP115C BP118C BP15B BP18B
RI/CP/910		1K-6897	STRAIGHT PIN / STEEL UNPLATED	No Puller Hole --	PIPELAYER PL72 572G 572R 572R II
RI/CP/911		8Y-7024	FLAG PIN / STEEL HARD CHROME PLATED	Puller Hole --	WHEEL-TYPE LOADER 918F 924F 930K 924K
RI/CP/912		354-0934	STRAIGHT PIN / STEEL HARD CHROME PLATED	No Puller Hole --	WHEEL-TYPE SKIDDER 525C 535C 545C
RI/CP/913		111-4034	FLAG PIN / STEEL UNPLATED	No Puller Hole --	INTEGRATED TOOLCARRIER IT14G IT14G2
RI/CP/914		240-1491	STRAIGHT PIN / STEEL UNPLATED	No Puller Hole --	TRACK-TYPE TRACTOR D4 D6K D6K LGP D6K XL D6K2 D6K2 LGP D6K2 XL
RI/CP/915		331-6251	STRAIGHT PIN / STEEL HARD CHROME PLATED	No Puller Hole --	FOREST PRODUCTS HF201B HFW221 SC-57













PRODUCT	REFERENCE NO.	Pin Type / Material Plating	Removal Aid / Feature Grease Passage	COMPATIBLE MODELS
R/CP/916		388-9436 FLAG PIN / STEEL HARD CHROME PLATED	Puller Hole --	MOTOR GRADER 14M
R/CP/917		8Y-7032 FLAG PIN / STEEL HARD CHROME PLATED	No Puller Hole --	INTEGRATED TOOLCARRIER IT18F IT24F IT28F
R/CP/918		1U-0612 STRAIGHT PIN / STEEL NICKEL PLATED	No Puller Hole --	TRACK-TYPE TRACTOR 56H 6 6S 6SU D6 D6 XE D6GC D6H D6H II D6H XL D6H XR D6K2 D6R D6R II D6R III D6R LGP D6R STD D6R XL D6T D6T LGP D6T LGPPAT D6T XL D6T XL PAT D6T XW D6T XW PAT D6XE, WHEEL TRACTOR-SCRAPER TS180 TS185 TS220 TS225
R/CP/919		121-4839 FLAG PIN / STEEL UNPLATED	No Puller Hole --	INTEGRATED TOOLCARRIER IT14G IT14G2
R/CP/920		160-9881 FLAG PIN / STEEL UNPLATED	No Puller Hole --	WORK TOOL RAKE, WHEEL-TYPE LOADER 950H 938K 924K 950G 950G II 962G 962G II 962H 966G 966G II 966H 966K 972G 972G II 972H 972K 980G 980G II 980H 980K 990H 938M 930M 926M 930K
R/CP/921		141-2511 FLAG PIN / STEEL UNPLATED	No Puller Hole --	TRACK-TYPE LOADER 933C 939C
R/CP/922		302-0947 FLAG PIN / STEEL UNPLATED	Puller Hole --	TRACK-TYPE LOADER 953K
R/CP923		9D-1531 STRAIGHT PIN / STEEL HARD CHROME PLATED	Puller Hole --	MOTOR GRADER 120G 120H 120H ES 120H NA 135H 135H NA
R/CP/924		316-2657 FLAG PIN / STEEL UNPLATED	No Puller Hole --	WORK TOOL FUSION, INTEGRATED TOOLCARRIER IT38H, WHEEL-TYPE LOADER 938K 924K 938M 930M 938G II 926M 930K 938H
R/CP/925		180-7518 FLAG PIN / STEEL UNPLATED	No Puller Hole --	EXCAVATOR 307C













PRODUCT	REFERENCE NO.	Pin Type / Material Plating	Removal Aid / Feature Grease Passage	COMPATIBLE MODELS	
RI/CP/926		180-7519	FLAG PIN / STEEL UNPLATED	No Puller Hole --	EXCAVATOR 307C
RI/CP/927		296-9585	STRAIGHT PIN / STEEL UNPLATED	No Puller Hole --	MINI HYDRAULIC EXCAVATOR 307D
RI/CP/928		296-9567	STRAIGHT PIN / STEEL UNPLATED	No Puller Hole --	MINI HYDRAULIC EXCAVATOR 307D 308 308D 308E 308E CR 308E2 CR 308E2CR, EXCAVATOR 307C
RI/CP/929		111-0097	STRAIGHT PIN / STEEL HARD CHROME PLATED	No Puller Hole --	MINI HYDRAULIC EXCAVATOR 307-A 307B, EXCAVATOR 307 307-A 308C 307B 307C
RI/CP/930		296-9441	STRAIGHT PIN / STEEL UNPLATED	No Puller Hole --	MINI HYDRAULIC EXCAVATOR 308D
RI/CP/931		270-6409	FLAG PIN / STEEL UNPLATED	No Puller Hole --	MINI HYDRAULIC EXCAVATOR 304 305
RI/CP/932		158-3858	STRAIGHT PIN / STEEL HARD CHROME PLATED	No Puller Hole --	MINI HYDRAULIC EXCAVATOR 307B, EXCAVATOR 307C
RI/CP933		304-5888	STRAIGHT PIN / STEEL HARD CHROME PLATED	No Puller Hole --	MINI HYDRAULIC EXCAVATOR 307D 307E
RI/CP/934		51-9524	STRAIGHT PIN / STEEL HARD CHROME PLATED	No Puller Hole --	MINI HYDRAULIC EXCAVATOR 307-A 307B, EXCAVATOR 307 307-A 307C 307B
RI/CP/935		184-9956	STRAIGHT PIN / STEEL UNPLATED	No Puller Hole --	BACKHOE LOADER 416D 420D 424D 428D 432D 438D 442D













PRODUCT	REFERENCE NO.	Pin Type / Material Plating	Removal Aid / Feature Grease Passage	COMPATIBLE MODELS	
RI/CP/936		316-6947	STRAIGHT PIN / STEEL ZINC PLATED	No Puller Hole --	BACKHOE LOADER 2016-10-05 20:40:42 422E 422F 422F2 426 F2 427F2 428 428E 428F 428F2 432 432E 432F 432F2 434 434E 434F 434F2 444 444F 444F2
RI/CP/937		270-3221	STRAIGHT PIN / STEEL UNPLATED	No Puller Hole --	BACKHOE LOADER 450E 450F
RI/CP/938		9R-3727	STRAIGHT PIN / STEEL UNPLATED	No Puller Hole --	BACKHOE LOADER 446 446B 446D
RI/CP/939		246-0176	FLAG PIN / STEEL UNPLATED	No Puller Hole --	WORK TOOL BH150 BH160, MINI HYDRAULIC EXCAVATOR 303 303.5C 303.5D 303.5E 303.5E2 CR 303C CR 303E CR 304C CR 304D CR 304E 304E2 CR 305.5D 305.5E 305.5E2 CR 305C CR 305D CR 305E 305E2 CR
RI/CP/940		213-6698	STRAIGHT PIN / STEEL ZINC PLATED	No Puller Hole None	BACKHOE LOADER 415 415F2 416 416E 416F 416F2 420 420E 420F 420F2 420XE 422E 428E 430 430E 430F 430F2 432E 434E 440 442E 444E 444F2
RI/CP/941		213-6710	FLAG PIN / STEEL UNPLATED	No Puller Hole --	BACKHOE LOADER 416E 416F 422E 428E
RI/CP/942		138-2486	STRAIGHT PIN / STEEL UNPLATED	No Puller Hole --	WHEEL-TYPE LOADER 902 906
RI/CP/943		9R-6164	STRAIGHT PIN / STEEL UNPLATED	No Puller Hole --	BACKHOE LOADER 416 426 428 436 438
RI/CP/944		222-1530	FLAG PIN / STEEL UNPLATED	Puller Hole --	BACKHOE LOADER 434E 444E
RI/CP/945		271-4936	FLAG PIN / STEEL UNPLATED	Puller Hole --	BACKHOE LOADER 450E 450F













PRODUCT	REFERENCE NO.	Pin Type / Material Plating	Removal Aid / Feature Grease Passage	COMPATIBLE MODELS	
RI/CP/946		9R-9631	STRAIGHT PIN / STEEL UNPLATED	Puller Hole --	BACKHOE LOADER 416 416B 426 426B 428B 436 436B
RI/CP/947		138-2481	STRAIGHT PIN / STEEL UNPLATED	No Puller Hole --	WHEEL-TYPE LOADER 902 906
RI/CP/948		170-6506	STRAIGHT PIN / STEEL UNPLATED	No Puller Hole --	WHEEL-TYPE LOADER 902 906 908
RI/CP/949		9R-7011	STRAIGHT PIN / STEEL UNPLATED	No Puller Hole --	BACKHOE LOADER 416 416B 426 426B 428 428B 436 436B 438 438B
RI/CP/950		223-3590	FLAG PIN / STEEL UNPLATED	No Puller Hole --	MINI HYDRAULIC EXCAVATOR 305
RI/CP/951		139-8240	FLAG PIN / STEEL UNPLATED	No Puller Hole --	MINI HYDRAULIC EXCAVATOR 308, EXCAVATOR 308C
RI/CP/952		51-9528	STRAIGHT PIN / STEEL UNPLATED	No Puller Hole --	MINI HYDRAULIC EXCAVATOR 307-A 307B, EXCAVATOR 307B 307C 307-A 307 308C
RI/CP953		269-6395	FLAG PIN / STEEL UNPLATED	No Puller Hole --	MINI HYDRAULIC EXCAVATOR 305.5 306
RI/CP/954		296-9573	STRAIGHT PIN / STEEL UNPLATED	No Puller Hole --	MINI HYDRAULIC EXCAVATOR 308 308D 308E 308E2 CR 309
RI/CP/955		220-1019	STRAIGHT PIN / STEEL ZINC PLATED	No Puller Hole --	BACKHOE LOADER 415 415F2 416 416E 416F 416F2 420 420E 420F 420F2 420XE 422E 428E 430 430E 430F 430F2 432E 434E 442E 444E 444F2













PRODUCT	REFERENCE NO.	Pin Type / Material Plating	Removal Aid / Feature Grease Passage	COMPATIBLE MODELS	
RI/CP/956		213-6696	STRAIGHT PIN / STEEL ZINC PLATED	No Puller Hole --	BACKHOE LOADER 415 415F2 416 416E 416F 416F2 420 420E 420F 420F2 420XE 422E 428E 430 430E 430F 430F2 432E 434E 442E 444E
RI/CP/957		326-0089	FLAG PIN / STEEL ZINC PLATED	No Puller Hole --	BACKHOE LOADER 422E 422F 422F2 427F2 428 428E 428F 428F2 432 432E 432F 432F2 434 434E 434F 434F2 444 444F 444F2
RI/CP/958		328-5234	STRAIGHT PIN / STEEL ZINC PLATED	No Puller Hole --	BACKHOE LOADER 2016-10-05 20:40:42 422E 422F 422F2 426 F2 427F2 428 428E 428F 428F2 432 432E 432F 432F2 434 434E 434F 434F2 442E 444 444E 444F 444F2
RI/CP/959		277-8766	STRAIGHT PIN / STEEL UNPLATED	No Puller Hole --	BACKHOE LOADER 450E 450F
RI/CP/960		9R-8206	STRAIGHT PIN / STEEL UNPLATED	No Puller Hole --	BACKHOE LOADER 416B 416C 428B 428C 438B 438C
RI/CP/961		152-9735	STRAIGHT PIN / STEEL UNPLATED	No Puller Hole --	BACKHOE LOADER 1996-05-01 00:00:00 416C 416D 424D 428C 438C
RI/CP/962		333-0792	STRAIGHT PIN / STEEL ZINC PLATED	No Puller Hole --	BACKHOE LOADER 422E 422F 422F2 427F2 428 428E 428F 428F2 432 432E 432F 432F2 434 434E 434F 434F2 444 444F 444F2
RI/CP963		180-7811	HEADED PIN / STEEL HARD CHROME PLATED	No Puller Hole --	EXCAVATOR 308C 312C L 307C
RI/CP/964		296-9479	HEADED PIN / STEEL HARD CHROME PLATED	Puller Hole --	MINI HYDRAULIC EXCAVATOR 308 309 308.5 308E2 CR 308E2 SR 308E2CR 308E2SR 308D 308E 308E CR 308E SR, EXCAVATOR 307D
RI/CP/965		174-5641	STRAIGHT PIN / STEEL UNPLATED	No Puller Hole --	ARTICULATED DUMP TRUCK 725 725C 725C2 730 730C 730C2 730C2 E1 735 735B 740B











PRODUCT	REFERENCE NO.	Pin Type / Material Plating	Removal Aid / Feature Grease Passage	COMPATIBLE MODELS
RI/CP/966 	2K-5721	STRAIGHT PIN / STEEL UNPLATED	No Puller Hole --	PIPELAYER 572G 583H 583K
RI/CP/967 	304-3767	STRAIGHT PIN / STEEL HARD CHROME PLATED	No Puller Hole --	WORK TOOL PIN GRAB, EXCAVATOR 336E 336E L 345D L 349D 349D L 349D2 349D2 L 349E 349E L 349E L VG 349F L 352F-VG
RI/CP/968 	9V-1094	FLAG PIN / STEEL HARD CHROME PLATED	Puller Hole --	TRACK-TYPE LOADER 963 963B 963C
RI/CP/969 	2K-6078	STRAIGHT PIN / STEEL UNPLATED	No Puller Hole --	PIPELAYER 572G 583H 583K
RI/CP/970 	307-2645	STRAIGHT PIN / STEEL HARD CHROME PLATED	No Puller Hole --	WORK TOOL PIN GRAB
RI/CP/971 	5S-0456	STRAIGHT PIN / STEEL UNPLATED	Puller Hole --	PIPELAYER 594 594H
RI/CP/972 	265-1096	STRAIGHT PIN / STEEL HARD CHROME PLATED	Puller Hole --	MOTOR GRADER 120 120K 120K 2 120M 120M 2 12M 120 GC
RI/CP973 	248-8560	STRAIGHT PIN / STEEL UNPLATED	No Puller Hole --	PIPELAYER 583T 587R 587T
RI/CP/974 	2K-5008	STRAIGHT PIN / STEEL HARD CHROME PLATED	Puller Hole --	PIPELAYER 572G
RI/CP/975 	277-8758	FLAG PIN / STEEL HARD CHROME PLATED	Puller Hole --	MOTOR GRADER 16M










PRODUCT		REFERENCE NO.	Pin Type / Material Plating	Removal Aid / Feature Grease Passage	COMPATIBLE MODELS
RI/CP/976		127-1736	FLAG PIN / STEEL UNPLATED	Puller Hole --	ARTICULATED DUMP TRUCK 725 730 D250E D250E II D300E D300E II
					WHEEL TRACTOR-SCRAPER 615 615C 621 621H 623 627
RI/CP/977		5J-2952	FLAG PIN / STEEL UNPLATED	No Puller Hole --	WHEEL TRACTOR-SCRAPER 611 615C 615C II
RI/CP/978		2T-3450	FLAG PIN / STEEL UNPLATED	No Puller Hole --	WHEEL TRACTOR-SCRAPER 611 615C 615C II
RI/CP/979		9W-7006	STRAIGHT PIN / STEEL HARD CHROME PLATED	Puller Hole --	TRACK-TYPE TRACTOR 58L 59L 59N 9 9SU 9U D10R D10T D10T2 D11R D11T D8L D9N D9R D9T, PIPELAYER 589
RI/CP/980		3G-7718	FLAG PIN / STEEL UNPLATED	No Puller Hole None	WHEEL TRACTOR-SCRAPER 631G 631K 637G 637K 641 641B 651B 651E 657 657B 657E 657G 651
RI/CP/981		103-6293	STRAIGHT PIN / STEEL HARD CHROME PLATED	No Puller Hole --	TRACK-TYPE TRACTOR D9N D9R D9T
RI/CP/982		2K-1146	STRAIGHT PIN / STEEL UNPLATED	No Puller Hole --	PIPELAYER PL72 572G 572R 572R II 583H 583K 594 594H
RI/CP983		151-7854	HEADED PIN / STEEL UNPLATED	No Puller Hole --	ROAD RECLAIMER RM400 RM-300 RM-500 RM500B, ARTICULATED DUMP TRUCK 725 730 735 735 OEM 735B 740 740B D250E II D300E II D350E II D400E II
RI/CP/984		138-7426	STRAIGHT PIN / STEEL UNPLATED	Puller Hole --	MOTOR GRADER 24 24H 24M
RI/CP/985		109-3735	FLAG PIN / STEEL UNPLATED	No Puller Hole --	WHEEL-TYPE LOADER 914G 914G2









PRODUCT	REFERENCE NO.	Pin Type / Material Plating	Removal Aid / Feature Grease Passage	COMPATIBLE MODELS	
RI/CP/986		2T-3637	FLAG PIN / STEEL UNPLATED	Puller Hole --	WHEEL TRACTOR-SCRAPER 623F 623G 623H 623K 623K LRC 633E
RI/CP/987		5J-2728	STRAIGHT PIN / STEEL UNPLATED	Puller Hole --	WHEEL TRACTOR-SCRAPER 627G 621 621B 621E 621F 621G 621H 621K 623H 623K 623K LRC 627 627B 627E 627F 627H 627K 627K LRC 633E 639D
RI/CP/988		5G-8574	FLAG PIN / STEEL UNPLATED	Puller Hole None	WHEEL-TYPE LOADER 910E 910F 910G, MOTOR GRADER 24 24H 24M
RI/CP/989		5J-2505	FLAG PIN / STEEL UNPLATED	No Puller Hole --	WHEEL TRACTOR-SCRAPER 621 621B 623B 627 627B
RI/CP/990		128-3474	FLAG PIN / STEEL UNPLATED	No Puller Hole --	WHEEL-TYPE LOADER 914G 914G2
RI/CP/991		2T-2145()	FLAG PIN / STEEL UNPLATED	Puller Hole --	WHEEL TRACTOR-SCRAPER 623E 623F 623G
RI/CP/992		4V-3600	FLAG PIN / STEEL HARD CHROME PLATED	Puller Hole --	WHEEL-TYPE SKIDDER 515 525, INTEGRATED TOOLCARRIER IT18B IT18F IT24F IT28 IT28B IT28F, WHEEL-TYPE LOADER 926 926E 928F G926
RI/CP993		158-2288	TAPERED HITCH PIN / STEEL UNPLATED	Puller Hole --	WHEEL-TYPE SKIDDER 525B 535B
RI/CP/994		148-7872	FLAG PIN / STEEL HARD CHROME PLATED	No Puller Hole --	WHEEL-TYPE LOADER 924K 930K 924G 924GZ 924HZ
RI/CP/995		187-9001	STRAIGHT PIN / STEEL UNPLATED	No Puller Hole --	ARTICULATED DUMP TRUCK 735 740







PRODUCT		REFERENCE NO.	Pin Type / Material Plating	Removal Aid / Feature Grease Passage	COMPATIBLE MODELS
RI/CP/986		2T-3637	FLAG PIN / STEEL UNPLATED	Puller Hole --	WHEEL TRACTOR-SCRAPER 623F 623G 623H 623K 623K LRC 633E
		5J-2728	STRAIGHT PIN / STEEL UNPLATED	Puller Hole --	WHEEL TRACTOR-SCRAPER 627G 621 621B 621E 621F 621G 621H 621K 623H 623K 623K LRC 627 627B 627E 627F 627H 627K 627K LRC 633E 639D
RI/CP/987		5J-2728	STRAIGHT PIN / STEEL UNPLATED	Puller Hole --	WHEEL TRACTOR-SCRAPER 627G 621 621B 621E 621F 621G 621H 621K 623H 623K 623K LRC 627 627B 627E 627F 627H 627K 627K LRC 633E 639D
RI/CP/988		5G-8574	FLAG PIN / STEEL UNPLATED	Puller Hole None	WHEEL-TYPE LOADER 910E 910F 910G, MOTOR GRADER 24 24H 24M
		5J-2505	FLAG PIN / STEEL UNPLATED	No Puller Hole --	WHEEL TRACTOR-SCRAPER 621 621B 623B 627 627B
RI/CP/989		5J-2505	FLAG PIN / STEEL UNPLATED	No Puller Hole --	WHEEL TRACTOR-SCRAPER 621 621B 623B 627 627B
RI/CP/990		128-3474	FLAG PIN / STEEL UNPLATED	No Puller Hole --	WHEEL-TYPE LOADER 914G 914G2
		2T-2145()	FLAG PIN / STEEL UNPLATED	Puller Hole --	WHEEL TRACTOR-SCRAPER 623E 623F 623G
RI/CP/991		2T-2145()	FLAG PIN / STEEL UNPLATED	Puller Hole --	WHEEL TRACTOR-SCRAPER 623E 623F 623G
RI/CP/992		4V-3600	FLAG PIN / STEEL HARD CHROME PLATED	Puller Hole --	WHEEL-TYPE SKIDDER 515 525, INTEGRATED TOOLCARRIER IT18B IT18F IT24F IT28 IT28B IT28F, WHEEL-TYPE LOADER 926 926E 928F G926
		158-2288	TAPERED HITCH PIN / STEEL UNPLATED	Puller Hole --	WHEEL-TYPE SKIDDER 525B 535B
RI/CP993		158-2288	TAPERED HITCH PIN / STEEL UNPLATED	Puller Hole --	WHEEL-TYPE SKIDDER 525B 535B
RI/CP/994		148-7872	FLAG PIN / STEEL HARD CHROME PLATED	No Puller Hole --	WHEEL-TYPE LOADER 924K 930K 924G 924GZ 924HZ
		187-9001	STRAIGHT PIN / STEEL UNPLATED	No Puller Hole --	ARTICULATED DUMP TRUCK 735 740
RI/CP/995		187-9001	STRAIGHT PIN / STEEL UNPLATED	No Puller Hole --	ARTICULATED DUMP TRUCK 735 740













PRODUCT		REFERENCE NO.	Pin Type / Material Plating	Removal Aid / Feature Grease Passage	COMPATIBLE MODELS
RI/CP/996		109-7313	FLAG PIN / STEEL UNPLATED	No Puller Hole --	INTEGRATED TOOLCARRIER IT14G, WHEEL-TYPE LOADER 914G
RI/CP/997		8G-0876	FLAG PIN / STEEL HARD CHROME PLATED	Puller Hole --	MOTOR GRADER 24-24H 24M, TRACK-TYPE LOADER 943
RI/CP/998		183-2161	FLAG PIN / STEEL UNPLATED	No Puller Hole --	WHEEL-TYPE LOADER 924G 924H 924K 926M
RI/CP/999		261-4546	FLAG PIN / STEEL UNPLATED	No Puller Hole --	INTEGRATED TOOLCARRIER IT38G II IT38H, WHEEL-TYPE LOADER 938G 938G II 938H 938K 938M
RI/CP/1000		1V-0134	STRAIGHT PIN / STEEL ZINC PLATED	Puller Hole --	WHEEL-TYPE LOADER 988F II 988G 988H 988K 988K XE 990 990 II 990H 990K 992 992B 992C 992D 992G 992K 993K, EARTHMOVING COMPACTOR 836G 836H 836K, WHEEL DOZER 834G 834H 834K 844 844H 844K 854G 854K
RI/CP/1001		1K-5739	STRAIGHT PIN / STEEL UNPLATED	No Puller Hole --	PIPELAYER PL72 572G 572R 572R II
RI/CP/1002		158-5633	FLAG PIN / STEEL HARD CHROME PLATED	Puller Hole --	WHEEL-TYPE LOADER 980G 980G II 980H
RI/CP1003		194-6555	STRAIGHT PIN / STEEL UNPLATED	Puller Hole None	MOTOR GRADER 24-24H 24M
RI/CP/1004		6J-4016	HEADED PIN / STEEL UNPLATED	No Puller Hole --	OFF-HIGHWAY TRUCK 772, WHEEL DOZER 814 814B 814F 814F II 814K 824C 824S 834B 834S 834U
RI/CP/1005		141-1221	HEADED PIN / STEEL UNPLATED	No Puller Hole --	WHEEL DOZER 824G 824G II 824H 824K 834G 834H 834K



PRODUCT		REFERENCE NO.	Pin Type / Material Plating	Removal Aid / Feature Grease Passage	COMPATIBLE MODELS
RI/CP/1006		9C-3851	FLAG PIN / STEEL UNPLATED	No Puller Hole --	INTEGRATED TOOLCARRIER IT18F IT24F, WHEEL-TYPE LOADER 918F 924F
					MOTOR GRADER 16M
RI/CP/1007		316-6137	FLAG PIN / STEEL HARD CHROME PLATED	Puller Hole --	
RI/CP/1008		316-6136	FLAG PIN / STEEL HARD CHROME PLATED	Puller Hole --	MOTOR GRADER 16M
RI/CP/1009		8V-7965	STRAIGHT PIN / STEEL HARD CHROME PLATED	Puller Hole --	TRACK-TYPE LOADER 943 953 953B 953C 953D 953K
RI/CP/1010		8Y-7033	FLAG PIN / STEEL HARD CHROME PLATED	No Puller Hole Greased through pin	INTEGRATED TOOLCARRIER IT18F IT24F IT28F, WHEEL-TYPE LOADER 928F, MOTOR GRADER 24H
					PIPELAYER 571C 572C 583H 583K
RI/CP/1011		2K-5713	HEADED PIN / STEEL UNPLATED	No Puller Hole --	
RI/CP/1012		9V-1105	STRAIGHT PIN / STEEL HARD CHROME PLATED	No Puller Hole --	TRACK-TYPE LOADER 963 963B 963C 963D 963K
					WHEEL TRACTOR-SCRAPER TS180 TS185 TS220 TS225
RI/CP1013		345-0457	STRAIGHT PIN / STEEL UNPLATED	Puller Hole --	
RI/CP/1014		138-5769	STRAIGHT PIN / STEEL HARD CHROME PLATED	No Puller Hole --	MOTOR GRADER 24H 24M
RI/CP/1015		256-4782	TAPERED HITCH PIN / STEEL UNPLATED	--	WHEEL-TYPE LOADER 980 980B 988, EARTHMOVING COMPACTOR 825B 826B, WHEEL DOZER 824 824B 834













PRODUCT	REFERENCE NO.	Pin Type / Material Plating	Removal Aid / Feature Grease Passage	COMPATIBLE MODELS	
RI/CP/1016		385-3395	FLAG PIN / STEEL UNPLATED	No Puller Hole None	WORK TOOL FORK, WHEEL-TYPE LOADER 924K 926M 930K 930M 938K 938M 950K 950M 962K 962M
RI/CP/1017		316-2661	STRAIGHT PIN / STEEL UNPLATED	No Puller Hole --	UNDERGROUND ARTICULATED TRUCK AD55B
RI/CP/1018		320-4598()	STRAIGHT PIN / STEEL UNPLATED	Puller Hole --	WHEEL TRACTOR-SCRAPER TS180 TS185 TS220 TS225
RI/CP/1019		253-7639	FLAG PIN / STEEL ZINC PLATED	No Puller Hole --	EXCAVATOR 320C FM 320D 320D FM 320D FM RR 322C FM 324D FM 325C FM 325D FM 330C FM 330D FM 568 FM 568 FM LL, FOREST PRODUCTS 324D FM 324D FM LL TK722 1090 1190 1190T 1290T 1390 2290 2390 2391 2491 2590 322C 511 521 521B 522 522B 532 538 541 541 2 548 551 552 552 2 558 TK711 TK721 TK732 TK741 TK751 TK752
RI/CP/1020		313-5574	FLAG PIN / STEEL UNPLATED	Puller Hole --	
RI/CP/1021		320-4593	STRAIGHT PIN / STEEL UNPLATED	No Puller Hole None	WHEEL TRACTOR-SCRAPER TS180 TS220
RI/CP/1022		285-4509	FLAG PIN / STEEL UNPLATED	Puller Hole Greased through pin	WHEEL DOZER 824K
RI/CP1023		321-9850	FLAG PIN / STEEL UNPLATED	Puller Hole --	
RI/CP/1024		7K-8806	STRAIGHT PIN / STEEL UNPLATED	Puller Hole --	WHEEL-TYPE LOADER 966C, TRACK-TYPE LOADER 977A 977H
RI/CP/1025		309-1190	FLAG PIN / STEEL UNPLATED	Puller Hole --	















PRODUCT	REFERENCE NO.	Pin Type / Material Plating	Removal Aid / Feature Grease Passage	COMPATIBLE MODELS	
RI/CP/1026		311-4193	FLAG PIN / STEEL UNPLATED	Puller Hole Greased through pin	 WHEEL TRACTOR-SCRAPER TS180 TS220
RI/CP/1027		320-4594	STRAIGHT PIN / STEEL UNPLATED	No Puller Hole --	WHEEL-TYPE LOADER 920 930, TRACK-TYPE LOADER 941 941B 943 951B 951C 953 955K 955L 963
RI/CP/1028		6K-3447	STRAIGHT PIN / STEEL UNPLATED	Puller Hole --	TRACK-TYPE TRACTOR D7G D7G2 D8H D8K
RI/CP/1029		6P-1357	STRAIGHT PIN / STEEL UNPLATED	No Puller Hole --	
RI/CP/1030		307-3675	FLAG PIN / STEEL UNPLATED	No Puller Hole --	 TRACK-TYPE LOADER 943
RI/CP/1031		1V-1293	STRAIGHT PIN / STEEL HARD CHROME PLATED	Puller Hole --	WHEEL-TYPE LOADER 902 906
RI/CP/1032		138-2478	FLAG PIN / STEEL UNPLATED	Puller Hole --	WHEEL DOZER 824K
RI/CP1033		285-4510	FLAG PIN / STEEL UNPLATED	No Puller Hole --	WHEEL TRACTOR-SCRAPER TS185 TS225
RI/CP/1034		334-2735	STRAIGHT PIN / STEEL UNPLATED	Puller Hole --	WHEEL TRACTOR-SCRAPER TS185 TS225
RI/CP/1035		334-2734	STRAIGHT PIN / STEEL UNPLATED	Puller Hole --	













PRODUCT	REFERENCE NO.	Pin Type / Material Plating	Removal Aid / Feature Grease Passage	COMPATIBLE MODELS	
RI/CP/1036		204-0499	STRAIGHT PIN / STEEL UNPLATED	No Puller Hole --	ARTICULATED DUMP TRUCK 735 740
RI/CP/1037		8G-7947	STRAIGHT PIN / STEEL HARD CHROME PLATED	No Puller Hole --	TRACK-TYPE LOADER 943
RI/CP/1038		8G-5428	STRAIGHT PIN / STEEL NICKEL PLATED	Puller Hole --	TRACK-TYPE TRACTOR 5 5S 5A 5P 5S D5H D5H XL D6M D6N D6N LGP, TRACK-TYPE SKIDDER 527
RI/CP/1039		230-3344	FLAG PIN / STEEL UNPLATED	No Puller Hole None	WORK TOOL BH27 BH30 BH30W, MINI HYDRAULIC EXCAVATOR 302.2D 302.4D 302.5 302.5C 302.7D
RI/CP/1040		270-7864	STRAIGHT PIN / STEEL UNPLATED	No Puller Hole --	BACKHOE LOADER 450E 450F
RI/CP/1041		9R-9576	STRAIGHT PIN / STEEL UNPLATED	No Puller Hole --	BACKHOE LOADER 446B 446D
RI/CP/1042		9R-9214	STRAIGHT PIN / STEEL UNPLATED	Puller Hole --	BACKHOE LOADER 446 446B 446D
RI/CP1043		248-5684	FLAG PIN / STEEL HARD CHROME PLATED	No Puller Hole --	WHEELED EXCAVATOR M316C M316D M318C M318D, EXCAVATOR M318
RI/CP/1044		257-7756	FLAG PIN / STEEL HARD CHROME PLATED	No Puller Hole --	WHEELED EXCAVATOR M316C M316D M318C M318D
RI/CP/1045		304-9749	FLAG PIN / STEEL UNPLATED	No Puller Hole --	WHEELED EXCAVATOR M316C M316D M318C M318D














PRODUCT	REFERENCE NO.	Pin Type / Material Plating	Removal Aid / Feature Grease Passage	COMPATIBLE MODELS	
RI/CP/1046		161-2114	HEADED PIN / STEEL NICKEL PLATED	Puller Hole --	TRACK-TYPE TRACTOR D5M D5N D6K D6K LGP D6K XL
RI/CP/1047		144-1012	HEADED PIN / STEEL HARD CHROME PLATED	No Puller Hole --	EXCAVATOR 312B 312B L 312C 312C L 320C 323D L 325C 325D 330C
RI/CP/1048		191-1970	FLAG PIN / STEEL UNPLATED	No Puller Hole --	 EXCAVATOR 308C
RI/CP/1049		157-9288	FLAG PIN / STEEL UNPLATED	No Puller Hole --	EXCAVATOR 308C
RI/CP/1050		51-9520	FLAG PIN / STEEL UNPLATED	No Puller Hole --	MINI HYDRAULIC EXCAVATOR 307-A 307B 308 308E SR 308E2 SR 308E2SR, EXCAVATOR 307-A 307 308C 307C 307B
RI/CP/1051		225-7568	FLAG PIN / STEEL HARD CHROME PLATED	No Puller Hole --	 EXCAVATOR 308C
RI/CP/1052		7Y-6617	HEADED PIN / STEEL HARD CHROME PLATED	Puller Hole --	EXCAVATOR 320 L 320-A 320-A L 320-A N 325 L 325-A 325-A FM L 325-A L
RI/CP1053		296-9670	FLAG PIN / STEEL UNPLATED	No Puller Hole --	MINI HYDRAULIC EXCAVATOR 308 308E CR 308E2 CR 308E2CR
RI/CP/1054		296-9586	FLAG PIN / STEEL UNPLATED	No Puller Hole None	MINI HYDRAULIC EXCAVATOR 307 307.5 307D 307E 307E2 308 308.5 308D 308E 308E CR 308E2 308E2 CR 308E2CR 309, EXCAVATOR 307C 307D
RI/CP/1055		257-8106	FLAG PIN / STEEL HARD CHROME PLATED	Puller Hole --	WHEELED EXCAVATOR M318C M318C MH M318D MH M322C M322D M322D MH













PRODUCT	REFERENCE NO.	Pin Type / Material Plating	Removal Aid / Feature Grease Passage	COMPATIBLE MODELS
RI/CP/1056		308-2448 FLAG PIN / STEEL HARD CHROME PLATED	Puller Hole Greased through pin	WHEELED EXCAVATOR M318D MH M322D M322D MH
RI/CP/1057		174-1664 HEADED PIN / STEEL UNPLATED	Puller Hole --	WORK TOOL G315 G320 VRG30 VRG40
RI/CP/1058		361-4475 STRAIGHT PIN / STEEL UNPLATED	No Puller Hole --	WHEEL-TYPE LOADER 930H 938H 950H 950K 950M 962H 962K 962M 2007-09-21 19:06:03
RI/CP/1059		324-7096 FLAG PIN / STEEL HARD CHROME PLATED	No Puller Hole --	MINI HYDRAULIC EXCAVATOR 308 308D 308E2 CR 309
RI/CP/1060		7Y-6618 HEADED PIN / STEEL HARD CHROME PLATED	No Puller Hole --	EXCAVATOR 320 L 320-A 320-A L 320-A N 325 L 325-A 325-A FM L 325-A L
RI/CP/1061		174-7344 HEADED PIN / STEEL UNPLATED	Puller Hole --	WORK TOOL G330 G345 VRG50
RI/CP/1062		174-5694 STRAIGHT PIN / STEEL UNPLATED	No Puller Hole --	BACKHOE LOADER 426C 430D 436C
RI/CP/1063		215-9448 FLAG PIN / STEEL UNPLATED	No Puller Hole None	BACKHOE LOADER 420E 420F 432E 434E
RI/CP/1064		473-0238 FLAG PIN / STEEL UNPLATED	No Puller Hole None	BACKHOE LOADER 420 420F2 420XE 444F2
RI/CP/1065		261-1203 FLAG PIN / STEEL UNPLATED	No Puller Hole --	MINI HYDRAULIC EXCAVATOR 305.5 306













PRODUCT	REFERENCE NO.	Pin Type / Material Plating	Removal Aid / Feature Grease Passage	COMPATIBLE MODELS	
RI/CP/1066		454-0496	STRAIGHT PIN / STEEL UNPLATED	Puller Hole Greased through pin	WORK TOOL G210 GC G212 GC G213 GC G310 GC G312 GC G313 GC
RI/CP/1067		247-7583	FLAG PIN / STEEL HARD CHROME PLATED	Puller Hole --	
RI/CP/1068		111-3997	STRAIGHT PIN / STEEL HARD CHROME PLATED	Puller Hole --	WHEELED EXCAVATOR M313C M315C M316C M318C M315, EXCAVATOR M312 M315 M318
RI/CP/1069		159-0962	STRAIGHT PIN / STEEL UNPLATED	No Puller Hole --	BACKHOE LOADER 436C 426C 430D
RI/CP/1070		316-6946	FLAG PIN / STEEL UNPLATED	No Puller Hole --	BACKHOE LOADER 422E 422F 422F2 427F2 428 428E 428F 428F2 432 432E 432F 432F2 434 434E 434F 434F2 444 444F 444F2
RI/CP/1071		423-4677	STRAIGHT PIN / STEEL ZINC PLATED	No Puller Hole --	BACKHOE LOADER 420F2
RI/CP/1072		196-3533	FLAG PIN / STEEL HARD CHROME PLATED	No Puller Hole --	WHEELED EXCAVATOR M318C M318C MH M318D M318D MH M320D2 M320F M322D M322D MH M322D2 MH M324D2 MH, MATERIAL HANDLER MH3022 MH3024 MH3026
RI/CP1073		111-8445	FLAG PIN / STEEL HARD CHROME PLATED	Puller Hole --	WHEELED EXCAVATOR M320, EXCAVATOR M318
RI/CP/1074		131-1048	STRAIGHT PIN / STEEL HARD CHROME PLATED	Puller Hole --	WHEELED EXCAVATOR M318C M318C MH M320 M322C M325C MH, EXCAVATOR M318
RI/CP/1075		153-1651	FLAG PIN STEEL HARD CHROME PLATED	Puller Hole --	MINI HYDRAULIC EXCAVATOR 307B, EXCAVATOR 307C 307B













PRODUCT	REFERENCE NO.	Pin Type / Material Plating	Removal Aid / Feature Grease Passage	COMPATIBLE MODELS
RI/CP/1076 	279-4182	STRAIGHT PIN / STEEL UNPLATED	No Puller Hole --	BACKHOE LOADER 450 450E 450F
RI/CP/1077 	296-9538	FLAG PIN / STEEL HARD CHROME PLATED	No Puller Hole --	MINI HYDRAULIC EXCAVATOR 308 308D 308E 308E2 CR 309
RI/CP/1078 	297-1900	FLAG PIN / STEEL HARD CHROME PLATED	Puller Hole --	MINI HYDRAULIC EXCAVATOR 307 307D 307E 307E2 308D 308E 308E CR 308E2 308E2 CR 308E2CR, EXCAVATOR 307D
RI/CP/1079 	192-8378	FLAG PIN / STEEL HARD CHROME PLATED	Puller Hole --	EXCAVATOR 308C
RI/CP/1080 	125-0127	STRAIGHT PIN / STEEL HARD CHROME PLATED	Puller Hole --	CHALLENGER 65C 65D 65E 70C 75C 75D 75E 85C 85D 85E 95E
RI/CP/1081 	172-8395	STRAIGHT PIN / STEEL UNPLATED	No Puller Hole --	WORK TOOL PIN GRAB, EXCAVATOR 330B L 330C L
RI/CP/1082 	324-7093	STRAIGHT PIN / STEEL HARD CHROME PLATED	No Puller Hole --	MINI HYDRAULIC EXCAVATOR 308 308D 308E2 CR 309
RI/CP1083 	237-8173	STRAIGHT PIN / STEEL UNPLATED	No Puller Hole --	WORK TOOL PIN GRAB, EXCAVATOR 345C 345C L 345D L
RI/CP/1084 	291-9914	STRAIGHT PIN / STEEL UNPLATED	Puller Hole --	WHEEL-TYPE LOADER 906H 907H 908H
RI/CP/1085 	252-6006	FLAG PIN / STEEL HARD CHROME PLATED	Puller Hole --	WHEELED EXCAVATOR M313C M313D M314F M315C M315D M315F M316C M316D M316F M317F M318F













PRODUCT	REFERENCE NO.	Pin Type / Material Plating	Removal Aid / Feature Grease Passage	COMPATIBLE MODELS	
RI/CP/1086		172-1967	FLAG PIN / STEEL UNPLATED	No Puller Hole --	MINI HYDRAULIC EXCAVATOR 303.5
RI/CP/1087		4U-2443	TAPERED HITCH PIN / STEEL UNPLATED	Puller Hole --	ARTICULATED DUMP TRUCK D250E D250E II D25C D25D D300E D300E II D30C D30D D350C D350D D350E D35C D35HP D400 D400D D400E D40D
RI/CP/1088		110-2158	FLAG PIN / STEEL HARD CHROME PLATED	No Puller Hole --	WHEELED EXCAVATOR M316C M316D M318C M318C MH M318D M320 M322C M322D, EXCAVATOR M318
RI/CP/1089		291-6485	FLAG PIN / STEEL HARD CHROME PLATED	No Puller Hole --	WHEELED EXCAVATOR M316D M318D M318D MH M322D M322D MH
RI/CP/1090		308-2451	FLAG PIN / STEEL HARD CHROME PLATED	Puller Hole Greased through pin	WHEELED EXCAVATOR M316C M316D M318C M318D M318D MH M322C M322D M322D MH
RI/CP/1091		111-4002	FLAG PIN / STEEL HARD CHROME PLATED	No Puller Hole --	WHEELED EXCAVATOR M313C M315C M316C M318C M315, EXCAVATOR M315 M318
RI/CP/1092		166-3576	FLAG PIN / STEEL HARD CHROME PLATED	No Puller Hole --	EXCAVATOR M312
RI/CP/1093		8X-5107	STRAIGHT PIN / STEEL NICKEL PLATED	No Puller Hole --	MOTOR GRADER 12H 12H ES 12H NA 12K 12M 12M 2 12M 3 12M 3 AWD 140 140H 140H ES 140H NA 140K 140K 2 140M 140M 2 140M 3 140M 3 AWD 143H 14L 150 160 160H 160H ES 160H NA 160K 160M 160M 2 160M 3 160M 3 AWD 163H 163H NA
RI/CP/1094		300-5442	TAPERED HITCH PIN / STEEL UNPLATED	Puller Hole --	BACKHOE LOADER 426C 436C
RI/CP/1095		1R-6224	FLAG PIN / STEEL HARD CHROME PLATED	No Puller Hole --	MINI HYDRAULIC EXCAVATOR 307B, EXCAVATOR 311-A 311B 311C 311D LRR 311F LRR 312-A 312B 312B L 312C 312C L 312D 312D L 314C 314D CR 314D LCR 314E CR 314E LCR 314F CR 315F LCR E110B E120B E140 E200B E240C EL200B EL240C 307B













PRODUCT	REFERENCE NO.	Pin Type / Material Plating	Removal Aid / Feature Grease Passage	COMPATIBLE MODELS	
RI/CP/1096		108-9193	FLAG PIN / STEEL HARD CHROME PLATED	Puller Hole --	EXCAVATOR 311-A 311B 311C
RI/CP/1097		137-9097	FLAG PIN / STEEL UNPLATED	No Puller Hole --	MINI HYDRAULIC EXCAVATOR 307 307.5 307B 307D 307E 307E2 308 308.5 308D 308E 308E CR 308E SR 308E2 308E2 CR 308E2 SR 308E2CR 308E2SR 309, EXCAVATOR 308C 307D 307B 307C
RI/CP/1098		137-9269	FLAG PIN / STEEL UNPLATED	No Puller Hole --	MINI HYDRAULIC EXCAVATOR 307 307.5 307B 307D 307E 307E2 308 308.5 308D 308E 308E CR 308E SR 308E2 308E2 CR 308E2 SR 308E2CR 308E2SR 309, EXCAVATOR 308C 307D 307C 307B
RI/CP/1099		81-6542	FLAG PIN / STEEL UNPLATED	Puller Hole --	TELEHANDLER TH103
RI/CP/1100		107-4876	FLAG PIN / STEEL HARD CHROME PLATED	No Puller Hole --	ROAD RECLAIMER RM-250C RR-250 RR-250B SS-250 SS-250B
RI/CP/1101		287-3038	FLAG PIN / STEEL UNPLATED	No Puller Hole --	OFF-HIGHWAY TRUCK 793 785G 789G 793F 793F AC 793F CMD 793F OEM 793F XQ 785
RI/CP/1102		117-4444	STRAIGHT PIN / STEEL HARD CHROME PLATED	No Puller Hole --	EXCAVATOR 312-A 312B 312B L 312C 312C L 312D 312D L
RI/CP/1103		302-9863	FLAG PIN / STEEL HARD CHROME PLATED	No Puller Hole --	EXCAVATOR 324D L 325D MH 330D 330D MH 345C MH M325D L MH, MATERIAL HANDLER M325D L MH M325D MH
RI/CP/1104		2J-8937	HEADED PIN / STEEL UNPLATED	No Puller Hole --	MOTOR GRADER 24 24H 24M
RI/CP/1105		246-3033	FLAG PIN / STEEL HARD CHROME PLATED	No Puller Hole --	WHEELED EXCAVATOR M313D M314F M315D M315F M316D M316F M317F M318F M323F













PRODUCT	REFERENCE NO.	Pin Type / Material Plating	Removal Aid / Feature Grease Passage	COMPATIBLE MODELS	
RI/CP/1106		296-9544	FLAG PIN / STEEL HARD CHROME PLATED	No Puller Hole --	MINI HYDRAULIC EXCAVATOR 308D 308E 308E2 CR
RI/CP/1107		7V-6722	HEADED PIN / STEEL UNPLATED	No Puller Hole --	INTEGRATED TOOLCARRIER IT18 IT18B, WHEEL-TYPE LOADER 916 G916
RI/CP/1108		236-4337	FLAG PIN / STEEL UNPLATED	Puller Hole --	INTEGRATED TOOLCARRIER IT14G IT14G2, WHEEL-TYPE LOADER 914G 914G2
RI/CP/1109		220-6051	STRAIGHT PIN / STEEL HARD CHROME PLATED	Puller Hole --	
RI/CP/1110		204-4476	FLAG PIN / STEEL HARD CHROME PLATED	No Puller Hole --	WHEEL-TYPE SKIDDER 525B 525C 525D 535B 535C 535D 545 545C 545D 555D
RI/CP/1111		138-1870	FLAG PIN / STEEL UNPLATED	No Puller Hole --	WHEEL-TYPE LOADER 988G 988H
RI/CP/1112		137-9223	FLAG PIN / STEEL HARD CHROME PLATED	No Puller Hole --	EXCAVATOR 308C
RI/CP1113		297-1902	FLAG PIN / STEEL HARD CHROME PLATED	No Puller Hole --	MINI HYDRAULIC EXCAVATOR 308D 308E CR 308E SR 308E2 CR 308E2 SR 308E2CR 308E2SR
RI/CP/1114		454-0495	STRAIGHT PIN / STEEL UNPLATED	Puller Hole Greased through pin	WORK TOOL G210 GC G212 GC G213 GC G310 GC G312 GC G313 GC
RI/CP/1115		245-5743	FLAG PIN / STEEL HARD CHROME PLATED	No Puller Hole --	WHEELED EXCAVATOR M330D, EXCAVATOR M325D L MH, MATERIAL HANDLER M325D L MH M325D MH













PRODUCT	REFERENCE NO.	Pin Type / Material Plating	Removal Aid / Feature Grease Passage	COMPATIBLE MODELS	
RI/CP/1116		293-7214	FLAG PIN / STEEL UNPLATED	No Puller Hole --	MINI HYDRAULIC EXCAVATOR 305E2 304C CR 305.5D 305.5E 305.5E2 305.5E2 CR 305C CR 305D CR 305E 305E2 CR 306 305 CR
RI/CP/1117		324-9366	FLAG PIN / STEEL HARD CHROME PLATED	Puller Hole --	MINI HYDRAULIC EXCAVATOR 308D 308E 308E2 CR
RI/CP/1118		9R-8731	FLAG PIN / STEEL UNPLATED	Puller Hole --	BACKHOE LOADER 426B 426C 436B 436C MINI HYDRAULIC EXCAVATOR 308 308D 308E 308E2 CR 309
RI/CP/1119		296-9540	FLAG PIN / STEEL HARD CHROME PLATED	No Puller Hole --	WHEEL-TYPE LOADER 910 910K 910M 914 914K 914M 918M 920 920K
RI/CP/1120		392-3011	STRAIGHT PIN / STEEL ZINC PLATED	No Puller Hole --	BACKHOE LOADER 426C 430D 436C
RI/CP/1121		152-9741	STRAIGHT PIN / STEEL UNPLATED	No Puller Hole --	WORK TOOL CTV15
RI/CP/1122		352-2619	HEADED PIN / STEEL UNPLATED	Puller Hole Greased through pin	WHEEL-TYPE LOADER 1999-12-01 00:00:00 924G 924GZ 924HZ
RI/CP/1123		148-7877	FLAG PIN / STEEL HARD CHROME PLATED	No Puller Hole --	WHEEL-TYPE SKIDDER 525 525B, TRACK-TYPE SKIDDER 517 527
RI/CP/1124		134-1538	STRAIGHT PIN / STEEL HARD CHROME PLATED	No Puller Hole --	MOTOR GRADER 16G
RI/CP/1125		2G-9325	STRAIGHT PIN / STEEL UNPLATED	Puller Hole --	













PRODUCT	REFERENCE NO.	Pin Type / Material Plating	Removal Aid / Feature Grease Passage	COMPATIBLE MODELS	
RI/CP/1126		2K-5722	STRAIGHT PIN / STEEL UNPLATED	Puller Hole --	PIPELAYER 572G 583H 583K
RI/CP/1127		5S-0452	STRAIGHT PIN / STEEL UNPLATED	No Puller Hole --	PIPELAYER 594 594H
RI/CP/1128		2T-0222	FLAG PIN / STEEL UNPLATED	Puller Hole --	WHEEL TRACTOR-SCRAPER 615 615C
RI/CP/1129		9V-2568	FLAG PIN / STEEL HARD CHROME PLATED	Puller Hole --	WHEEL-TYPE LOADER 980C
RI/CP/1130		145-0801	HEADED PIN / STEEL NICKEL PLATED	Puller Hole --	TRACK-TYPE TRACTOR D6M
RI/CP/1131		150-6783	FLAG PIN / STEEL HARD CHROME PLATED	Puller Hole --	EARTHMOVING COMPACTOR 836G 836H 836K, WHEEL DOZER 834G 834H 834K
RI/CP/1132		2T-0311	STRAIGHT PIN / STEEL UNPLATED	No Puller Hole --	WHEEL TRACTOR-SCRAPER 611 615 615C 615C II
RI/CP1133		6Y-6774	STRAIGHT PIN / STEEL UNPLATED	No Puller Hole --	TRACK-TYPE TRACTOR 4P D4H D4H III D4H XL, TRACK-TYPE SKIDDER 4P S17 D4HTSK II D4HTSK III, ENGINEER SUPPORT TRACTOR 30/30 DEUCE
RI/CP/1134		7J-2933	STRAIGHT PIN / STEEL UNPLATED	Puller Hole --	WHEEL TRACTOR-SCRAPER 631K 637 637B 637D 637E 637G 637K 621H 621K 627 627B 627E 627F 627G 627H 627K 627K LRC
RI/CP/1135		4T-2348	STRAIGHT PIN / STEEL HARD CHROME PLATED	Puller Hole --	WHEEL TRACTOR-SCRAPER 651 651E 657 657E 657G




PRODUCT	REFERENCE NO.	Pin Type / Material Plating	Removal Aid / Feature Grease Passage	COMPATIBLE MODELS	
RI/CP/1136		134-9972	FLAG PIN / STEEL UNPLATED	No Puller Hole --	PIPELAYER 583R 583T 587R 587T PL83 PL87
RI/CP/1137		2T-3505	STRAIGHT PIN / STEEL NICKEL PLATED	Puller Hole --	WHEEL TRACTOR-SCRAPER 611 615C 615C II
RI/CP/1138		115-3656	STRAIGHT PIN / STEEL UNPLATED	No Puller Hole --	PAVING COMPACTOR CB-434B CB-434C CB-534B CB-534C CB-535B CB-634 CB-634C CB-634D CP-433C CS-431C CS-433C
RI/CP/1139		2K-0120	STRAIGHT PIN / STEEL HARD CHROME PLATED	Puller Hole --	TRACK-TYPE TRACTOR 140 143 4 4A 5 6 D4E D4E SR, WHEEL-TYPE LOADER 950 966C, MOTOR GRADER 120K 120M 12E 12F 12G 12H 12H ES 12H NA 12K 12M 130G 140B 140G 140H 140H ES 140H NA 140K 140K 2 140M 143H 14E 160H 160H ES 160H NA 160K 160M 163H 163H NA, TRACK-TYPE LOADER 977, ARTICULATED DUMP TRUCK D44B D550B
RI/CP/1140		334-7584	STRAIGHT PIN / STEEL HARD CHROME PLATED	No Puller Hole --	MOTOR GRADER 160M 2 160M 3 160M 3 AWD 120M 120M 2 12M 12M 2 12M 2 12M 3 12M 3 AWD 140 140M 140M 2 140M 3 140M 3 AWD 14L 150 160 160M
RI/CP/1141		146-7461	FLAG PIN / STEEL UNPLATED	Puller Hole --	WHEEL TRACTOR-SCRAPER 631K 637E 637G 637K
RI/CP/1142		127-9189	HEADED PIN / STEEL HARD CHROME PLATED	Puller Hole --	TRACK-TYPE TRACTOR D10R D11R D11T
RI/CP1143		7J-6885	STRAIGHT PIN / STEEL UNPLATED	Puller Hole --	WHEEL TRACTOR-SCRAPER 613 613B 613C 613C II 615 639D
RI/CP/1144		8P-8175	HEADED PIN / STEEL HARD CHROME PLATED	Puller Hole --	TRACK-TYPE TRACTOR 10 10C 10S 10U 11 11SU 11U D10 D11N
RI/CP/1145		432-9322	COLLET PIN / STEEL UNPLATED	Puller Hole --	OFF-HIGHWAY TRUCK MT4400D AC













PRODUCT	REFERENCE NO.	Pin Type / Material Plating	Removal Aid / Feature Grease Passage	COMPATIBLE MODELS	
RI/CP/1146		146-7996	FLAG PIN / STEEL HARD CHROME PLATED	No Puller Hole --	WHEEL-TYPE LOADER 1999-12-01 00:00:00 924G 924H
RI/CP/1147		7K-2408	STRAIGHT PIN / STEEL HARD CHROME PLATED	Puller Hole --	PIPELAYER 583T, WHEEL-TYPE LOADER 988
RI/CP/1148		172-8229	STRAIGHT PIN / STEEL UNPLATED	No Puller Hole --	PIPELAYER 561N 572R 572R II PL6I
RI/CP/1149		9P-4193	STRAIGHT PIN / STEEL HARD CHROME PLATED	No Puller Hole --	TRACK-TYPE TRACTOR 58 8 8A 8S 8U D8L, PIPELAYER 589
RI/CP/1150		118-0860	FLAG PIN / STEEL HARD CHROME PLATED	No Puller Hole Greased through pin	INTEGRATED TOOLCARRIER IT28G, WHEEL-TYPE LOADER 928G 928HZ 930K 928H
RI/CP/1151		148-7873	FLAG PIN / STEEL HARD CHROME PLATED	No Puller Hole --	WHEEL-TYPE LOADER 1999-12-01 00:00:00 924G 924GZ 924HZ
RI/CP/1152		2T-0344	FLAG PIN / STEEL UNPLATED	No Puller Hole --	WHEEL TRACTOR-SCRAPER 611 615 615C
RI/CP/1153		4E-6015	HEADED PIN / STEEL NICKEL PLATED	No Puller Hole --	WHEEL-TYPE LOADER 988G 988H 988K 988K XE 990 990 II 990H 990K, EARTHMOVING COMPACTOR 836G 836H 836K, WHEEL DOZER 834G 834H 834K 844 844H 844K
RI/CP/1154		257-1636	FLAG PIN / STEEL HARD CHROME PLATED	Puller Hole --	WHEEL-TYPE LOADER 1999-12-01 00:00:00 924G 924GZ 924HZ
RI/CP/1155		9W-7007	STRAIGHT PIN / STEEL HARD CHROME PLATED	Puller Hole --	TRACK-TYPE TRACTOR 10 10SU 10U 58L 59L 59N D10N D10R




























PRODUCT	REFERENCE NO.	Pin Type / Material Plating	Removal Aid / Feature Grease Passage	COMPATIBLE MODELS
RI/CP/1156		320-5073 FLAG PIN / STEEL HARD CHROME PLATED	No Puller Hole --	EARTHMOVING COMPACTOR 826H 836H
RI/CP/1157		109-3732 FLAG PIN / STEEL UNPLATED	No Puller Hole --	WHEEL-TYPE LOADER 914G 914G2
RI/CP/1158		139-5869 FLAG PIN / STEEL HARD CHROME PLATED	No Puller Hole --	INTEGRATED TOOLCARRIER IT62G IT62G II IT62H, WHEEL-TYPE LOADER 962G
RI/CP/1159		487-5669 STRAIGHT PIN / STEEL UNPLATED	Puller Hole --	
RI/CP/1160		5G-4991 FLAG PIN / STEEL UNPLATED	No Puller Hole --	INTEGRATED TOOLCARRIER IT12 IT12B IT14B IT14F
RI/CP/1161		4T-2347 STRAIGHT PIN / STEEL HARD CHROME PLATED	Puller Hole --	WHEEL TRACTOR-SCRAPER 651 651E 657 657E 657G
RI/CP/1162		299-8020 FLAG PIN / STEEL UNPLATED	No Puller Hole --	WHEEL TRACTOR-SCRAPER 613G
RI/CP/1163		7K-2300 STRAIGHT PIN / STEEL HARD CHROME PLATED	No Puller Hole --	PIPELAYER 583R, TRACK-TYPE LOADER 983
RI/CP/1164		293-7855 STRAIGHT PIN / STEEL HARD CHROME PLATED	No Puller Hole --	MOTOR GRADER 16 16M 16M3 18 18M3
RI/CP/1165		259-0424 FLAG PIN / STEEL HARD CHROME PLATED	No Puller Hole --	WHEEL DOZER 824H














PRODUCT	REFERENCE NO.	Pin Type / Material Plating	Removal Aid / Feature Grease Passage	COMPATIBLE MODELS	
RI/CP/1166		2K-4683	STRAIGHT PIN / STEEL HARD CHROME PLATED	No Puller Hole --	TRACK-TYPE TRACTOR 153 163 4 5 55 5A 5S 6 D5B D5E D6D D6E D6F SR D6G D6G SR D6G2 XL, TRACK-TYPE LOADER 951 955 977
RI/CP/1167		104-4817	STRAIGHT PIN / STEEL HARD CHROME PLATED	No Puller Hole --	TRACK-TYPE TRACTOR D4 D5 D5M D5N D5R LGP D5R XL D5R2 D6K D6K LGP D6K XL D6K2 D6K2 LGP D6K2 XL D6M D6N D6N LGP D6N XL D6R III D6T D6T LGP D6T LGPPAT D6T XL D6T XL PAT D6T XW D6T XW PAT, WORK TOOL 834G 836G, TRACK-TYPE SKIDDER 527
RI/CP/1168		111-4026	FLAG PIN / STEEL UNPLATED	No Puller Hole --	INTEGRATED TOOLCARRIER IT14G IT14G2
RI/CP/1169		214-2558	STRAIGHT PIN / STEEL UNPLATED	Puller Hole --	UNDERGROUND ARTICULATED TRUCK AD22 AD30 AD45 AD45B AD55 AD55B AD60
RI/CP/1170		146-7993	FLAG PIN / STEEL HARD CHROME PLATED	Puller Hole --	WHEEL-TYPE LOADER 1999-12-01 00:00:00 924G 924H
RI/CP/1171		240-1490	STRAIGHT PIN / STEEL UNPLATED	No Puller Hole --	TRACK-TYPE TRACTOR D4 D6K D6K LGP D6K XL D6K2 D6K2 LGP D6K2 XL
RI/CP/1172		8G-1097	FLAG PIN / STEEL HARD CHROME PLATED	Puller Hole Greased through pin	EARTHMOVING COMPACTOR 826G 826G II 826H, WHEEL DOZER 824G, TRACK-TYPE LOADER 943 953 953B 953C
RI/CP1173		184-4702	STRAIGHT PIN / STEEL HARD CHROME PLATED	Puller Hole --	TRACK-TYPE SKIDDER 527 D5HTSK II
RI/CP/1174		1U-0159	STRAIGHT PIN / STEEL HARD CHROME PLATED	No Puller Hole --	TRACK-TYPE TRACTOR D5 SP 5S 6 6S 6SU D4H D4H III D4H XL D5H D5H XL D5M D5N D5R LGP D5R XL D5R2 D6GC D6H D6H II D6H XL D6H XR D6M D6N D6N LGP D6N XL D6R D6R II D6R III D6R LGP D6R STD D6R XL D6T D6T LGP D6T LGPPAT D6T XL D6T XL PAT D6T XW D6T XW PAT 4 5 55 56H 5A
RI/CP/1175		256-4817	HEADED PIN / STEEL UNPLATED	--	TRACK-TYPE TRACTOR 183B 8A 8C 8D 8R 8S 8U 9A 9C 9S 9U D8K, WHEEL DOZER 824



PRODUCT	REFERENCE NO.	Pin Type / Material Plating	Removal Aid / Feature Grease Passage	COMPATIBLE MODELS	
RI/CP/1176		163-6312	FLAG PIN / STEEL HARD CHROME PLATED	Puller Hole --	WHEEL-TYPE LOADER 924G 924H 924K 938H 950H 962H
RI/CP/1177		7K-7102	STRAIGHT PIN / STEEL HARD CHROME PLATED	Puller Hole --	WHEEL-TYPE LOADER 980B
RI/CP/1178		359-5222	STRAIGHT PIN / STEEL HARD CHROME PLATED	Puller Hole Greased through pin	FOREST PRODUCTS SC-57 SH-56B
RI/CP/1179		205-4844	STRAIGHT PIN / STEEL UNPLATED	No Puller Hole --	WHEEL-TYPE LOADER 2007-09-21 19:06:03 924H 930H
RI/CP/1180		134-9007	STRAIGHT PIN / STEEL HARD CHROME PLATED	No Puller Hole --	EXCAVATOR 320B FM LL 320B LL 320C FM 320D
RI/CP/1181		225-6962	STRAIGHT PIN / STEEL UNPLATED	No Puller Hole --	
RI/CP/1182		275-1268	FLAG PIN / STEEL UNPLATED	Puller Hole --	
RI/CP/1183		304-0566	FLAG PIN / STEEL UNPLATED	No Puller Hole --	WORK TOOL GLC85
RI/CP/1184		192-1356	STRAIGHT PIN / STEEL UNPLATED	No Puller Hole --	
RI/CP/1185		2V-5614	STRAIGHT PIN / STEEL UNPLATED	Puller Hole --	WHEEL-TYPE LOADER 988B, EARTHMOVING COMPACTOR 836, WHEEL DOZER 834B

PRODUCT	REFERENCE NO.	Pin Type / Material Plating	Removal Aid / Feature Grease Passage	COMPATIBLE MODELS	
RI/CP/1186		8E-0184	FLAG PIN / STEEL HARD CHROME PLATED	Puller Hole --	TRACK-TYPE SKIDDER 517 527 D4HTSK II D4HTSK III D5HTSK II
RI/CP/1187		217-9849	FLAG PIN / STEEL UNPLATED	No Puller Hole --	
RI/CP/1188		334-7699	FLAG PIN / STEEL HARD CHROME PLATED	Puller Hole --	WHEEL-TYPE LOADER 938H
RI/CP/1189		419-7048	STRAIGHT PIN / STEEL UNPLATED	No Puller Hole None	PIPELAYER PL72 PL83 PL87
RI/CP/1190		148-7876	FLAG PIN / STEEL HARD CHROME PLATED	Puller Hole --	
RI/CP/1191		207-3678	HEADED PIN / STEEL UNPLATED	No Puller Hole --	PIPELAYER 583R 583T
RI/CP/1192		6J-8539	STRAIGHT PIN / STEEL UNPLATED	No Puller Hole --	TRACK-TYPE TRACTOR 8R 9R, EARTHMOVING COMPACTOR 825 825C
RI/CP/1193		8Y-7039	FLAG PIN / STEEL HARD CHROME PLATED	Puller Hole --	WHEEL-TYPE LOADER 928F
RI/CP/1194		148-7875	FLAG PIN / STEEL HARD CHROME PLATED	Puller Hole --	INTEGRATED TOOLCARRIER IT28G, WHEEL-TYPE LOADER 1999-12-01 00:00:00 924G 924GZ 924HZ 928H 930K
RI/CP/1195		122-9504	STRAIGHT PIN / STEEL UNPLATED	No Puller Hole --	WORK TOOL GH52 GLL52 GLL55 GLL60, EXCAVATOR 320B FM LL 320B LL 322B L 322C FM 325B L 330B L



PRODUCT		REFERENCE NO.	Pin Type / Material Plating	Removal Aid / Feature Grease Passage	COMPATIBLE MODELS
RI/CP/1196		227-4174	STRAIGHT PIN / STEEL UNPLATED	No Puller Hole --	UNDERGROUND ARTICULATED TRUCK AD55 AD55B
RI/CP/1197		2K-2810	STRAIGHT PIN / STEEL UNPLATED	No Puller Hole --	PIPELAYER 583H 583K 583R 583T PL83
RI/CP/1198		201-9694	FLAG PIN / STEEL HARD CHROME PLATED	Puller Hole --	FOREST PRODUCTS 533 543 HA770 HA771 HA870 HA871 HF202 HF221 HF222 TK370 TK371 TK380 TK381
RI/CP/1199		339-5078	HEADED PIN / STEEL UNPLATED	No Puller Hole --	WHEEL TRACTOR-SCRAPER 613G
RI/CP/1200		8D-3598	STRAIGHT PIN / STEEL HARD CHROME PLATED	No Puller Hole --	MOTOR GRADER 14G
RI/CP/1201		5S-0453	STRAIGHT PIN / STEEL UNPLATED	Puller Hole --	PIPELAYER 594 594H
RI/CP/1202		315-0457	FLAG PIN / STEEL HARD CHROME PLATED	No Puller Hole --	WORK TOOL 834G 836G, EARTHMOVING COMPACTOR 826H
RI/CP1203		282-8545	FLAG PIN / STEEL UNPLATED	Puller Hole --	UNDERGROUND ARTICULATED TRUCK AD45 AD45B
RI/CP/1204		134-8154	STRAIGHT PIN / STEEL UNPLATED	No Puller Hole --	PIPELAYER 587R 587T PL83 PL87
RI/CP/1205		217-9850	FLAG PIN / STEEL UNPLATED	No Puller Hole --	














PRODUCT	REFERENCE NO.	Pin Type / Material Plating	Removal Aid / Feature Grease Passage	COMPATIBLE MODELS	
RI/CP/1206		5J-1807	HEADED PIN / STEEL UNPLATED	No Puller Hole --	WHEEL TRACTOR-SCRAPER 611 615 615C 615C II 621 623 627
RI/CP/1207		263-0106	STRAIGHT PIN / STEEL UNPLATED	No Puller Hole --	
RI/CP/1208		122-9502	STRAIGHT PIN / STEEL UNPLATED	No Puller Hole --	WORK TOOL GLL52 GLL60 GLL55 GH52 GLL52B GLL55B GLL60B, EXCAVATOR 320B FM LL 320B LL 322B L 322C FM 325B L 325D FM LL 330B L 330D FM 568 FM LL 568 FM, FOREST PRODUCTS 538 548 558 324D FM LL
RI/CP/1209		296-9865	STRAIGHT PIN / STEEL HARD CHROME PLATED	No Puller Hole --	WORK TOOL PIN GRAB, EXCAVATOR 324D 324D L 329D 329D L 336D 336D L
RI/CP/1210		6Y-4025	FLAG PIN / STEEL UNPLATED	No Puller Hole --	TRACK-TYPE TRACTOR 4P D4H
RI/CP/1211		7U-6255	HEADED PIN / STEEL UNPLATED	No Puller Hole --	ARTICULATED DUMP TRUCK D250B D300B
RI/CP/1212		2T-0310	FLAG PIN / STEEL UNPLATED	No Puller Hole --	WHEEL TRACTOR-SCRAPER 611 615 615C 615C II
RI/CP/1213		471-2845	COLLET PIN / STEEL UNPLATED	Puller Hole --	
RI/CP/1214		264-1168	STRAIGHT PIN / STEEL UNPLATED	Puller Hole --	MOTOR GRADER 16 16H 16H NA 16M 16M3 18 18M3
RI/CP/1215		2G-8614	STRAIGHT PIN / STEEL UNPLATED	No Puller Hole --	MOTOR GRADER 14G















PRODUCT	REFERENCE NO.	Pin Type / Material Plating	Removal Aid / Feature Grease Passage	COMPATIBLE MODELS	
RI/CP/1216		285-0364	STRAIGHT PIN / STEEL UNPLATED	No Puller Hole --	PIPELAYER 583T
RI/CP/1217		186-8271	FLAG PIN / STEEL UNPLATED	Puller Hole --	UNDERGROUND ARTICULATED TRUCK AD22 AD30 AD45 AD45B AD55 AD55B AD60
RI/CP/1218		276-5058	FLAG PIN / STEEL UNPLATED	Puller Hole --	UNDERGROUND ARTICULATED TRUCK AD45 AD45B AD55 AD55B AD60
RI/CP/1219		2K-6079	STRAIGHT PIN / STEEL UNPLATED	No Puller Hole --	PIPELAYER 572G 583H 583K
RI/CP/1220		134-8151	STRAIGHT PIN / STEEL UNPLATED	No Puller Hole --	PIPELAYER 583R 583T 587R 587T PL83 PL87
RI/CP/1221		270-9195	FLAG PIN / STEEL UNPLATED	No Puller Hole --	WORK TOOL GLL60 GLL52 GLL55 GLL52B GLL55B GLL60B, EXCAVATOR 325D FM 325D FM LL 330D FM 568 FM LL 568 FM, FOREST PRODUCTS 538 548 558 324D FM LL
RI/CP/1222		252-6875	STRAIGHT PIN / STEEL HARD CHROME PLATED	NO PULLER HOLE --	WHEEL-TYPE LOADER 920
RI/CP1223		135-0013	STRAIGHT PIN / STEEL UNPLATED	Puller Hole --	PIPELAYER 583R 587R 587T PL83 PL87
RI/CP/1224		358-8755	STRAIGHT PIN / STEEL UNPLATED	No Puller Hole --	WORK TOOL G112B G113
RI/CP/1225		139-1978	STRAIGHT PIN / STEEL UNPLATED	Puller Hole None	WHEEL-TYPE LOADER 908













PRODUCT		REFERENCE NO.	Pin Type / Material Plating	Removal Aid / Feature Grease Passage	COMPATIBLE MODELS
RI/CP/1226		139-1984	FLAG PIN / STEEL UNPLATED	Puller Hole --	WHEEL-TYPE LOADER 908
		139-1983	FLAG PIN / STEEL UNPLATED	No Puller Hole --	WHEEL-TYPE LOADER 908
RI/CP/1227		139-1983	FLAG PIN / STEEL UNPLATED	No Puller Hole --	WHEEL-TYPE LOADER 908
RI/CP/1228		333-4760	STRAIGHT PIN / STEEL ZINC PLATED	No Puller Hole None	BACKHOE LOADER 432 432F 432F2 442E 444 444E 444F 444F2
RI/CP/1229		284-7027	FLAG PIN / STEEL HARD CHROME PLATED	Puller Hole --	TRACK-TYPE SKIDDER 517 527
RI/CP/1230		213-6726	STRAIGHT PIN / STEEL ZINC PLATED	No Puller Hole --	BACKHOE LOADER 416E 416F 422E 428E
RI/CP/1231		213-6728	FLAG PIN / STEEL UNPLATED	No Puller Hole --	BACKHOE LOADER 430 430E 430F 430F2 442E 444E
RI/CP/1232		355-1394	FLAG PIN / STEEL UNPLATED	No Puller Hole --	BACKHOE LOADER 432 432F 432F2 442E 444 444E 444F 444F2
RI/CP1233		2C-9460	STRAIGHT PIN / STEEL UNPLATED	No Puller Hole --	WORK TOOL BUCKET, EXCAVATOR 313 GC 312 GC 313 GX 312 GX 311C 311D LRR 311F LRR 312C 312C L 312D 312D L 312D2 312D2 L 312E 312E L 313F LGC 314C 314D CR 314D LCR 314E CR 314E LCR 316E L 320E L 320E LRR
RI/CP/1234		144-1013	STRAIGHT PIN / STEEL HARD CHROME PLATED	No Puller Hole None	EXCAVATOR 312B 312B L 312C 312C L 312D 312D L 320C 323D L 325C 325D 330C
RI/CP/1235		204-7622	STRAIGHT PIN / STEEL HARD CHROME PLATED	Puller Hole --	



PRODUCT		REFERENCE NO.	Pin Type / Material Plating	Removal Aid / Feature Grease Passage	COMPATIBLE MODELS
RI/CP/1236		139-1975	STRAIGHT PIN / STEEL UNPLATED	No Puller Hole --	WHEEL-TYPE LOADER 908
		198-7889	STRAIGHT PIN / STEEL UNPLATED	No Puller Hole --	WORK TOOL HEX-WEDGE
RI/CP/1237		198-7889	STRAIGHT PIN / STEEL UNPLATED	No Puller Hole --	
RI/CP/1238		187-9491	FLAG PIN / STEEL UNPLATED	No Puller Hole --	
RI/CP/1239		257-9970	STRAIGHT PIN / STEEL HARD CHROME PLATED	No Puller Hole --	
RI/CP/1240		9R-3649	STRAIGHT PIN / STEEL UNPLATED	Puller Hole --	BACKHOE LOADER 446 446B 446D 450E 450F
RI/CP/1241		159-0960	FLAG PIN / STEEL UNPLATED	Puller Hole --	BACKHOE LOADER 416D 420D 424D 428D 430D 432D 438D 442D
RI/CP/1242		328-8776	FLAG PIN / STEEL UNPLATED	No Puller Hole --	BACKHOE LOADER 416E 420E 430E 442E 444E
RI/CP/1243		9R-4212	STRAIGHT PIN / STEEL UNPLATED	No Puller Hole --	BACKHOE LOADER 446 446B 446D
RI/CP/1244		9R-9212	FLAG PIN / STEEL UNPLATED	No Puller Hole --	BACKHOE LOADER 446 446B 446D
RI/CP/1245		316-6952	FLAG PIN / STEEL UNPLATED	No Puller Hole Greased through pin	BACKHOE LOADER 2016-10-05 20:40:42 422E 422F 422F2 426 F2 427F2 428 428E 428F 428F2 432 432E 432F 432F2 434 434E 434F 434F2 442E 444 444E 444F 444F2 424






























PRODUCT	REFERENCE NO.	Pin Type / Material Plating	Removal Aid / Feature Grease Passage	COMPATIBLE MODELS	
RI/CP/1246		270-2503	STRAIGHT PIN / STEEL ZINC PLATED	No Puller Hole --	WHEEL-TYPE LOADER 906H 906H2 906K 906M 907H 907H2 907K 907M 908H 908H2 908K 908M
RI/CP/1247		316-6951	FLAG PIN / STEEL UNPLATED	No Puller Hole Greased through pin	BACKHOE LOADER 422E 422F 422F2 427F2 428 428E 428F 428F2 432 432E 432F 432F2 434 434E 434F 434F2 442E 444 444E 444F 444F2
RI/CP/1248		392-8632	FLAG PIN / STEEL ZINC PLATED	No Puller Hole --	WHEEL-TYPE LOADER 910 910K 910M 914 914K 914M 918M 920 920K
RI/CP/1249		213-6695	STRAIGHT PIN / STEEL ZINC PLATED	No Puller Hole None	BACKHOE LOADER 420 420E 420F 420F2 420XE 432E 434E 444F2
RI/CP/1250		333-4757	FLAG PIN / STEEL UNPLATED	No Puller Hole --	BACKHOE LOADER 432 432F 432F2 442E 444 444E 444F 444F2
RI/CP/1251		209-6096	STRAIGHT PIN / STEEL HARD CHROME PLATED	Puller Hole --	TRACK-TYPE TRACTOR D6M D6N
RI/CP/1252		284-7048	FLAG PIN / STEEL HARD CHROME PLATED	No Puller Hole --	TRACK-TYPE SKIDDER 517 527
RI/CP1253		392-3013	STRAIGHT PIN / STEEL ZINC PLATED	No Puller Hole Greased through pin	WHEEL-TYPE LOADER 910 910K 910M 914 914K 914M 918M 920 920K
RI/CP/1254		330-5854	FLAG PIN / STEEL UNPLATED	No Puller Hole --	BACKHOE LOADER 416E 420E
RI/CP/1255		8W-8584	FLAG PIN / STEEL UNPLATED	No Puller Hole None	WHEEL TRACTOR-SCRAPER 621E 621F 621G 621H 621K 627E 627F 627G 627H 627K 627K LRC













PRODUCT	REFERENCE NO.	Pin Type / Material Plating	Removal Aid / Feature Grease Passage	COMPATIBLE MODELS	
RI/CP/1256		176-1401	HEADED PIN / STEEL UNPLATED	No Puller Hole --	WHEEL TRACTOR-SCRAPER 631E 631G 631K 633E 633E II 637E 637G 637K
RI/CP/1257		5J-2982	STRAIGHT PIN / STEEL UNPLATED	Puller Hole --	WHEEL TRACTOR-SCRAPER 621 621B 621E 621F 621G 621H 621K 627 627B 627E 627F 627G 627H 627K 627K LRC
RI/CP/1258		9J-9543	FLAG PIN / STEEL UNPLATED	No Puller Hole --	WHEEL TRACTOR-SCRAPER 631C 633 633B 633C 633D 637
RI/CP/1259		5J-2831	FLAG PIN / STEEL UNPLATED	No Puller Hole --	WHEEL TRACTOR-SCRAPER 621 621B 627 627B 639D
RI/CP/1260		8W-8585	FLAG PIN / STEEL UNPLATED	No Puller Hole None	WHEEL TRACTOR-SCRAPER 621E 621F 621G 621H 621K 627E 627F 627G 627H 627K 627K LRC
RI/CP/1261		264-7581	HEADED PIN / STEEL UNPLATED	Puller Hole --	MOTOR GRADER 120M 120M 2 12M
RI/CP/1262		9C-8634	HEADED PIN / STEEL UNPLATED	Puller Hole --	INTEGRATED TOOLCARRIER IT28F, WHEEL-TYPE LOADER 928F
RI/CP1263		149-0850	FLAG PIN / STEEL UNPLATED	No Puller Hole --	OFF-HIGHWAY TRUCK 797 797B
RI/CP/1264		215-3764	STRAIGHT PIN / STEEL UNPLATED	Puller Hole --	
RI/CP/1265		148-7870	FLAG PIN / STEEL HARD CHROME PLATED	Puller Hole --	WHEEL-TYPE LOADER 1999-12-01 00:00:00 924G 924GZ 924HZ













PRODUCT	REFERENCE NO.	Pin Type / Material Plating	Removal Aid / Feature Grease Passage	COMPATIBLE MODELS
RI/CP/1266		6K-5448 STRAIGHT PIN / STEEL HARD CHROME PLATED	Puller Hole Greased through pin	WHEEL-TYPE LOADER 920
RI/CP/1267		326-2469 HEADED PIN / STEEL HARD CHROME PLATED	No Puller Hole --	EXCAVATOR 345D 345D L 349D 349D L 349D2 349D2 L 349E L 349E L VG 349F L 349F LXE 352F 352F-VG
RI/CP/1268		253-5124 FLAG PIN / STEEL HARD CHROME PLATED	Puller Hole --	
RI/CP/1269		176-1045 FLAG PIN / STEEL HARD CHROME PLATED	No Puller Hole --	
RI/CP/1270		150-6527 HEADED PIN / STEEL HARD CHROME PLATED	Puller Hole --	EXCAVATOR 315B L 315C 317B L 317B LN
RI/CP/1271		171-6896 FLAG PIN / STEEL UNPLATED	Puller Hole --	
RI/CP/1272		174-4999 HEADED PIN / STEEL UNPLATED	No Puller Hole --	
RI/CP1273		172-5857 FLAG PIN / STEEL HARD CHROME PLATED	No Puller Hole --	WHEELED EXCAVATOR M315
RI/CP/1274		103-5118 HEADED PIN / STEEL HARD CHROME PLATED	Puller Hole --	EXCAVATOR 322 L 322 LN 322-A L 322-A L N 322-A LN 322-A N 322B 322B L 322N
RI/CP/1275		193-0599 HEADED PIN / STEEL HARD CHROME PLATED	Puller Hole --	EXCAVATOR 322C













PRODUCT	REFERENCE NO.	Pin Type / Material Plating	Removal Aid / Feature Grease Passage	COMPATIBLE MODELS
RI/CP/1276		164-6789 FLAG PIN / STEEL UNPLATED	No Puller Hole --	
RI/CP/1277		319-0741 FLAG PIN / STEEL HARD CHROME PLATED	No Puller Hole --	
RI/CP/1278		211-2017 FLAG PIN / STEEL UNPLATED	No Puller Hole --	
RI/CP/1279		9J-1105 FLAG PIN / STEEL UNPLATED	No Puller Hole --	WHEEL TRACTOR-SCRAPER 631D 633D 637D
RI/CP/1280		163-4998 STRAIGHT PIN / STEEL ZINC PLATED	No Puller Hole --	EXCAVATOR 340 345C L 345D 349D L 349D2 352 352 UHD
RI/CP/1281		148-3299 FLAG PIN / STEEL HARD CHROME PLATED	No Puller Hole --	EXCAVATOR 318B 318B N 318C 319C 319D 319D L 319D LN
RI/CP/1282		203-7437 FLAG PIN / STEEL HARD CHROME PLATED	No Puller Hole --	EXCAVATOR 314C 314D CR 314D LCR 314E CR 314E LCR 314F CR 315F LCR
RI/CP/1283		246-3029 FLAG PIN / STEEL HARD CHROME PLATED	No Puller Hole --	WHEELED EXCAVATOR M318D M318D MH M320F M322D M322D MH, MATERIAL HANDLER MH3022 MH3024 MH3026
RI/CP/1284		346-1655 FLAG PIN / STEEL HARD CHROME PLATED	Puller Hole --	WHEEL-TYPE LOADER 938H
RI/CP/1285		212-5983 FLAG PIN / STEEL UNPLATED	No Puller Hole --	WORK TOOL G112B G115B G120B

PRODUCT	REFERENCE NO.	Pin Type / Material Plating	Removal Aid / Feature Grease Passage	COMPATIBLE MODELS	
RI/CP/1286		325-8331	FLAG PIN / STEEL UNPLATED	No Puller Hole --	WORK TOOL G112B G113 G115B G117
RI/CP/1287		226-9832	FLAG PIN / STEEL HARD CHROME PLATED	No Puller Hole --	EXCAVATOR 315C 315D L
RI/CP/1288		224-2557	FLAG PIN / STEEL HARD CHROME PLATED	No Puller Hole --	WHEELED EXCAVATOR M318C M318C MH M318D MH M322C M322D M322D MH M322D2 MH M324D2 MH, EXCAVATOR M325D L MH, MATERIAL HANDLER M325D L MH M325D MH MH3024 MH3022 MH3026
RI/CP/1289		284-8128	FLAG PIN / STEEL HARD CHROME PLATED	No Puller Hole --	
RI/CP/1290		471-5212	FLAG PIN / STEEL HARD CHROME PLATED	No Puller Hole None	
RI/CP/1291		284-8145	FLAG PIN / STEEL HARD CHROME PLATED	No Puller Hole None	
RI/CP/1292		308-2292	FLAG PIN / STEEL HARD CHROME PLATED	Puller Hole --	WHEEL-TYPE SKIDDER 535C 545C
RI/CP1293		241-3955	FLAG PIN / STEEL HARD CHROME PLATED	No Puller Hole --	WHEELED EXCAVATOR M313C M313D M314F M315C M315D M315F M316C M316D M316F M317F M318F
RI/CP/1294		215-7054	STRAIGHT PIN / STEEL UNPLATED	No Puller Hole --	WORK TOOL GSH15 GSH15-60 GSH15-80 GSH15B GSH20 GSH20B GSH22 GSH22-10 GSH22-15 GSH9B, WHEELED EXCAVATOR M325C MH W345B II W345C MH, EXCAVATOR 320C FM 325C 325C L 325D MH 330C L 330C MH 330D MH 345B 345B II 345B II MH 345C 345C MH M325D L MH M325D MH, MATERIAL HANDLER M325D L MH M325D MH
RI/CP/1295		365-8210	FLAG PIN / STEEL HARD CHROME PLATED	No Puller Hole --	MOTOR GRADER 16 16M3 18 18M3













PRODUCT	REFERENCE NO.	Pin Type / Material Plating	Removal Aid / Feature Grease Passage	COMPATIBLE MODELS	
RI/CP/1296		9V-4944	STRAIGHT PIN / STEEL HARD CHROME PLATED	Puller Hole --	TRACK-TYPE LOADER 973 973C 973D 973K
RI/CP/1297		224-5806	STRAIGHT PIN / STEEL HARD CHROME PLATED	Puller Hole --	PIPELAYER 583T PL83
RI/CP/1298		110-7721	STRAIGHT PIN / STEEL UNPLATED	Puller Hole --	MOTOR GRADER 16H 16H NA 16M
RI/CP/1299		7T-3904	STRAIGHT PIN / STEEL HARD CHROME PLATED	Puller Hole --	PIPELAYER 578 583R 587R 587T PL83 PL87
RI/CP/1300		215-9366	FLAG PIN / STEEL HARD CHROME PLATED	No Puller Hole None	TRACK-TYPE LOADER 963 963C 963D 963K
RI/CP/1301		6J-4795	STRAIGHT PIN / STEEL UNPLATED	No Puller Hole --	TRACK-TYPE TRACTOR 58 8 8A 8R 8S 8U D8L
RI/CP/1302		171-6063	TAPERED HITCH PIN / STEEL UNPLATED	Puller Hole --	ARTICULATED DUMP TRUCK 725 725C 730 730C 730C2 EJ 735
RI/CP/1303		213-6693	STRAIGHT PIN / STEEL ZINC PLATED	No Puller Hole --	BACKHOE LOADER 420E 420F 432E 434E
RI/CP/1304		426-0422	STRAIGHT PIN / STEEL ZINC PLATED	No Puller Hole --	BACKHOE LOADER 420 420F2 420XE 444F2
RI/CP/1305		135-2785	FLAG PIN / STEEL HARD CHROME PLATED	Puller Hole --	WHEELED EXCAVATOR M318C M318C MH M318D MH M320 M322C M322D M322D MH M322D2 M322D2 MH M322F M324D2 MH, EXCAVATOR M318, MATERIAL HANDLER MH3022 MH3024 MH3026


















PRODUCT	REFERENCE NO.	Pin Type / Material Plating	Removal Aid / Feature Grease Passage	COMPATIBLE MODELS
RI/CP/1306		316-6945 STRAIGHT PIN / STEEL ZINC PLATED	No Puller Hole --	BACKHOE LOADER 422E 422F 422F2 427F2 428 428E 428F 428F2 432 432E 432F 432F2 434 434E 434F 434F2 442E 444 444E 444F 444F2
RI/CP/1307		289-8415 STRAIGHT PIN / STEEL HARD CHROME PLATED	No Puller Hole --	TRACK-TYPE LOADER 973 973D 973K
RI/CP/1308		218-2683 STRAIGHT PIN / STEEL HARD CHROME PLATED	No Puller Hole --	WHEELED EXCAVATOR M318C M318C MH M318D MH M322C M322D MH M322D2 MH M324D2 MH, MATERIAL HANDLER MH3022 MH3024 MH3026
RI/CP/1309		161-6189 STRAIGHT PIN / STEEL UNPLATED	Puller Hole --	TELEHANDLER TH62 TH63 TH82 TH83
RI/CP/1310		135-6164 STRAIGHT PIN / STEEL HARD CHROME PLATED	Puller Hole --	WHEELED EXCAVATOR M318C M318C MH M320 M322C, EXCAVATOR M318
RI/CP/1311		106-6877 HEADED PIN / STEEL HARD CHROME PLATED	No Puller Hole Greased through pin	EXCAVATOR 315-A 315-A L 315B 315B FM L 315B L 315C 315D L 317 N 317-A 317-A N 318D2 L
RI/CP/1312		202-4212 FLAG PIN / STEEL HARD CHROME PLATED	No Puller Hole --	WHEELED EXCAVATOR M322C M322D M322D MH M322D2 M322F M324D2 MH, MATERIAL HANDLER MH3024 MH3026
RI/CP/1313		297-9949 FLAG PIN / STEEL HARD CHROME PLATED	No Puller Hole --	WORK TOOL BUCKET, EXCAVATOR 315C 315D L 316E L 316F L
RI/CP/1314		232-4940 FLAG PIN / STEEL HARD CHROME PLATED	No Puller Hole --	
RI/CP/1315		231-8989 FLAG PIN / STEEL HARD CHROME PLATED	No Puller Hole --	













PRODUCT	REFERENCE NO.	Pin Type / Material Plating	Removal Aid / Feature Grease Passage	COMPATIBLE MODELS	
RI/CP/1316		123-7083	STRAIGHT PIN / STEEL UNPLATED	No Puller Hole --	EXCAVATOR 315C 315D L 316E L 316F L 318F L 317 GC 317
RI/CP/1317		211-0887	FLAG PIN / STEEL UNPLATED	Puller Hole --	TELEHANDLER TH460B TH560B TH580B
RI/CP/1318		228-6178	FLAG PIN / STEEL HARD CHROME PLATED	No Puller Hole None	WHEELED EXCAVATOR M313C M313D M314F M315C M315D M315F M316C M316D M316F M317F M318F M323F C4.4
RI/CP/1319		231-8996	STRAIGHT PIN / STEEL HARD CHROME PLATED	No Puller Hole --	
RI/CP/1320		150-6528	STRAIGHT PIN / STEEL UNPLATED	No Puller Hole --	EXCAVATOR 315B L 315C 317B L 317B LN
RI/CP/1321		219-6186	FLAG PIN / STEEL HARD CHROME PLATED	Puller Hole --	WHEELED EXCAVATOR M318C M318C MH M318D MH M322C M322D MH M322D2 MH M324D2 MH, MATERIAL HANDLER MH3024 MH3022 MH3026
RI/CP/1322		174-4997	FLAG PIN / STEEL HARD CHROME PLATED	No Puller Hole --	
RI/CP/1323		394-1764	STRAIGHT PIN / STEEL UNPLATED	No Puller Hole --	WORK TOOL HYDRAULIC, EXCAVATOR 320E L 320E LRR 325C
RI/CP/1324		264-6924	FLAG PIN / STEEL HARD CHROME PLATED	No Puller Hole --	WORK TOOL HYDRAULIC
RI/CP/1325		262-9792	STRAIGHT PIN / STEEL HARD CHROME PLATED	No Puller Hole --	













PRODUCT	REFERENCE NO.	Pin Type / Material Plating	Removal Aid / Feature Grease Passage	COMPATIBLE MODELS
RI/CP/1326		173-1342 STRAIGHT PIN / STEEL HARD CHROME PLATED	Puller Hole --	EXCAVATOR M312
RI/CP/1327		160-7884 FLAG PIN / STEEL UNPLATED	No Puller Hole --	
RI/CP/1328		240-1613 STRAIGHT PIN / STEEL HARD CHROME PLATED	No Puller Hole --	
RI/CP/1329		263-1449 STRAIGHT PIN / STEEL HARD CHROME PLATED	No Puller Hole --	WORK TOOL HYDRAULIC, WHEELED EXCAVATOR M313D M318F
RI/CP/1330		174-5018 STRAIGHT PIN / STEEL UNPLATED	Puller Hole --	
RI/CP/1331		257-2291 FLAG PIN / STEEL UNPLATED	No Puller Hole --	MOTOR GRADER 14M
RI/CP/1332		204-2963 FLAG PIN / STEEL HARD CHROME PLATED	Puller Hole --	WHEELED EXCAVATOR M313C M313D M314F M315D2 M315F M317F
RI/CP/1333		284-8139 STRAIGHT PIN / STEEL HARD CHROME PLATED	Puller Hole --	
RI/CP/1334		462-6558 HEADED PIN / STEEL UNPLATED	Puller Hole --	
RI/CP/1335		330-9673 STRAIGHT PIN / STEEL ZINC PLATED	No Puller Hole --	BACKHOE LOADER 434E 444E

PRODUCT	REFERENCE NO.	Pin Type / Material Plating	Removal Aid / Feature Grease Passage	COMPATIBLE MODELS
RI/CP/1336				MINI HYDRAULIC EXCAVATOR 304.5
	172-2701	FLAG PIN / STEEL UNPLATED	No Puller Hole --	
RI/CP/1337				UNDERGROUND ARTICULATED TRUCK AD45 AD45B
	262-4602	FLAG PIN / STEEL UNPLATED	No Puller Hole --	
RI/CP/1338				WHEEL TRACTOR-SCRAPER 637E 657 657B 657E 657G
	6J-9969	STRAIGHT PIN / STEEL UNPLATED	Puller Hole --	
RI/CP/1339				WHEEL TRACTOR-SCRAPER 611 615 615C 623H 623K 623K LRC
	2T-0342	FLAG PIN / STEEL UNPLATED	Puller Hole --	
RI/CP/1340				ARTICULATED DUMP TRUCK 725 725C 725C2 730 730C 730C2 730C2 EJ 735
	174-5605	TAPERED HITCH PIN / STEEL UNPLATED	Puller Hole --	
RI/CP/1341				WHEELED EXCAVATOR M318D MH M322D M322D MH M322D2 M322D2 MH M322F M324D2 MH, MATERIAL HANDLER MH3022 MH3024 MH3026
	264-5473	FLAG PIN / STEEL HARD CHROME PLATED	Puller Hole --	
RI/CP/1342				ARTICULATED DUMP TRUCK D25C D30C D350C D35C D35HP D400
	6U-3500	HEADED PIN / STEEL UNPLATED	No Puller Hole --	
RI/CP/1343				WHEELED EXCAVATOR M318 M319 M316 M317, EXCAVATOR 315-A 315-A L 315B 315B FM L 315B L 315C 315D L 316E L 316F 316F L 317 N 317-A 317-A N 317B L 317B LN 318D L 318D2 318D2 L 318E L 318F 318F L 317 317 GC
	107-9852	FLAG PIN / STEEL HARD CHROME PLATED	No Puller Hole --	
RI/CP/1344				ARTICULATED DUMP TRUCK D25C D25D D30C D30D D350C D350D D35C D400D D40D
	7U-5526	FLAG PIN / STEEL UNPLATED	No Puller Hole --	
RI/CP/1345				WHEEL TRACTOR-SCRAPER 630B 631B 631C 631D 631E 631G 631K 637 637B 637D 637E 637G 637K
	4J-9849	STRAIGHT PIN / STEEL UNPLATED	Puller Hole --	












PRODUCT	REFERENCE NO.	Pin Type / Material Plating	Removal Aid / Feature Grease Passage	COMPATIBLE MODELS	
RI/CP/1346		168-6626	FLAG PIN / STEEL HARD CHROME PLATED	Puller Hole --	WHEELED EXCAVATOR M315
RI/CP/1347		270-7990	STRAIGHT PIN / STEEL UNPLATED	No Puller Hole --	BACKHOE LOADER 450E 450F
RI/CP/1348		234-4194	FLAG PIN / STEEL HARD CHROME PLATED	Puller Hole --	WHEELED EXCAVATOR M325C MH, EXCAVATOR M325D MH, MATERIAL HANDLER M325D MH
RI/CP/1349		162-6612	FLAG PIN / STEEL UNPLATED	No Puller Hole --	WHEEL TRACTOR-SCRAPER 633E
RI/CP/1350		3G-7145	FLAG PIN / STEEL UNPLATED	No Puller Hole --	WHEEL TRACTOR-SCRAPER 633D
RI/CP/1351		324-1077	FLAG PIN / STEEL HARD CHROME PLATED	No Puller Hole --	EXCAVATOR 313 311D LRR 312E L 313F 313F L 314D LCR 314E LCR 315 315F LCR 316E L 316F 316F L 318E L 318F 318F L 317
RI/CP/1352		215-7925	FLAG PIN / STEEL HARD CHROME PLATED	No Puller Hole --	WHEELED EXCAVATOR M313C M313D M314F M315C M315D M315D2 M315F M317D2 M317F
RI/CP/1353		198-8192	FLAG PIN / STEEL HARD CHROME PLATED	No Puller Hole --	WHEELED EXCAVATOR M313C M313D M314F M315D2 M315F M317D2 M317F
RI/CP/1354		174-4217	FLAG PIN / STEEL HARD CHROME PLATED	No Puller Hole --	WHEEL-TYPE LOADER 2007-09-21 19:06:03 928G 928HZ
RI/CP/1355		314-8929	FLAG PIN / STEEL HARD CHROME PLATED	No Puller Hole --	WHEELED EXCAVATOR M318D MH M322D MH M322D2 MH M324D2 MH, MATERIAL HANDLER MH3022 MH3024 MH3026













PRODUCT	REFERENCE NO.	Pin Type / Material Plating	Removal Aid / Feature Grease Passage	COMPATIBLE MODELS	
RI/CP/1356		248-8596	FLAG PIN / STEEL UNPLATED	No Puller Hole --	PIPELAYER 587R 587T
RI/CP/1357		185-6066	FLAG PIN / STEEL HARD CHROME PLATED	No Puller Hole --	WHEELED EXCAVATOR M316C M316D M316F M318C M318C MH M318D M318D MH M318F M320D2 M322D M322D MH M322D2 MH M323F M324D2 MH
RI/CP/1358		299-2521	STRAIGHT PIN / STEEL HARD CHROME PLATED	No Puller Hole --	OFF-HIGHWAY TRUCK 773D
RI/CP/1359		348-0645	FLAG PIN / STEEL HARD CHROME PLATED	No Puller Hole --	EXCAVATOR 316E L 316F 316F L 318E L 318F 318F L 317 317 GC
RI/CP/1360		287-3037	FLAG PIN / STEEL UNPLATED	No Puller Hole --	OFF-HIGHWAY TRUCK 795F AC 795F XQ 797F
RI/CP/1361		118-8267	FLAG PIN / STEEL HARD CHROME PLATED	Puller Hole None	INTEGRATED TOOLCARRIER IT62G IT62G II IT62H, WHEEL-TYPE LOADER 950M 950M Z 962 962G 962G II 962H 962K 962L 962M 962M Z 950G 950G II 950H 950K 950L
RI/CP/1362		188-3917	FLAG PIN / STEEL HARD CHROME PLATED	No Puller Hole --	WHEELED EXCAVATOR M313C M313D M314F M315C M315D M315D2 M315F M316C M316D M316F M317D2 M317F M318C M318C MH M318D M318D MH M318F M320D2 M320F M322C M322D M322D MH M322D2 M322D2 MH M322F M323F M324D2 MH, MATERIAL HANDLER MH3022 MH3024 MH3026
RI/CP/1363		213-6718	STRAIGHT PIN / STEEL ZINC PLATED	No Puller Hole --	BACKHOE LOADER 430 430E 430F 430F2 442E 444E
RI/CP/1364		4S-7111	STRAIGHT PIN / STEEL UNPLATED	No Puller Hole --	PIPELAYER 594 594H
RI/CP/1365		8Y-7031	FLAG PIN / STEEL HARD CHROME PLATED	Puller Hole --	WHEEL-TYPE SKIDDER 545, INTEGRATED TOOLCARRIER IT18F IT24F IT28F, WHEEL-TYPE LOADER 928F










PRODUCT	REFERENCE NO.	Pin Type / Material Plating	Removal Aid / Feature Grease Passage	COMPATIBLE MODELS
RI/CP/1366		167-0793 FLAG PIN / STEEL HARD CHROME PLATED	Puller Hole --	TELEHANDLER TH103 TH62 TH63 TH82 TH83
RI/CP/1367		8D-3329 STRAIGHT PIN / STEEL HARD CHROME PLATED	No Puller Hole None	MOTOR GRADER 16 16G 16H 16H NA 16M 16M3 18 18M3
RI/CP/1368		231-9297 FLAG PIN / STEEL HARD CHROME PLATED	No Puller Hole --	 OFF-HIGHWAY TRUCK 795F AC 795F XQ 797F
RI/CP/1369		304-0299 FLAG PIN / STEEL UNPLATED	No Puller Hole --	TRACK-TYPE LOADER 943 953 953B 953C 953D 953K
RI/CP/1370		8G-1105 FLAG PIN / STEEL HARD CHROME PLATED	Puller Hole None	FOREST PRODUCTS 1190T 1290T 2391 2491 522 522B 532 552 552 2 TK722 TK732 TK752
RI/CP/1371		219-1382 COLLET PIN / STEEL UNPLATED	Puller Hole --	 WHEEL-TYPE LOADER 920
RI/CP/1372		268-2670 FLAG PIN / STEEL HARD CHROME PLATED	--	WHEEL-TYPE LOADER 920
RI/CP/1373		252-6871 STRAIGHT PIN / STEEL HARD CHROME PLATED	--	TRACK-TYPE TRACTOR 58 8 8A 8S 8U D8L
RI/CP/1374		4T-5282 STRAIGHT PIN / STEEL UNPLATED	No Puller Hole --	WHEEL TRACTOR-SCRAPER 641 641B 651 651B 657 657B
RI/CP/1375		6J-6302 FLAG PIN / STEEL UNPLATED	Puller Hole --	













PRODUCT		REFERENCE NO.	Pin Type / Material Plating	Removal Aid / Feature Grease Passage	COMPATIBLE MODELS
RI/CP/1376		299-6719	STRAIGHT PIN / STEEL UNPLATED	Puller Hole --	OFF-HIGHWAY TRUCK 793F OEM 793 793F 793F AC 793F CMD 793F XQ
					OFF-HIGHWAY TRUCK 797
RI/CP/1377		163-6578	STRAIGHT PIN / STEEL UNPLATED	No Puller Hole --	
RI/CP/1378		198-3443	STRAIGHT PIN / STEEL UNPLATED	Puller Hole --	OFF-HIGHWAY TRUCK 795F AC 795F XQ 797 797B 797F
RI/CP/1379		203-1778	COLLET PIN / STEEL UNPLATED	No Puller Hole None	LOAD, HAUL, DUMP R1300 R1300G R1300G II
RI/CP/1380		166-2372	FLAG PIN / STEEL UNPLATED	Puller Hole --	UNDERGROUND ARTICULATED TRUCK AD22 AD30 AD45 AD45B AD55, OFF-HIGHWAY TRUCK 69D
RI/CP/1381		8X-1401	HEADED PIN / STEEL ZINC PLATED	No Puller Hole --	WHEEL-TYPE LOADER 994 994D 994F 994H 994K
RI/CP/1382		8E-6222	HEADED PIN / STEEL UNPLATED	No Puller Hole --	TRACK-TYPE TRACTOR 4P D4H D4H III D4H XL, TRACK-TYPE SKIDDER 4P 517 D4HTSK II D4HTSK III
RI/CP/1383		213-6717	STRAIGHT PIN / STEEL ZINC PLATED	No Puller Hole --	BACKHOE LOADER 430 430E 430F 430F2 442E 444E
RI/CP/1384		310-1764	STRAIGHT PIN / STEEL UNPLATED	Puller Hole --	UNDERGROUND ARTICULATED TRUCK AD55 AD55B AD60 AD63
RI/CP/1385		270-7862	FLAG PIN / STEEL UNPLATED	No Puller Hole --	BACKHOE LOADER 450E 450F
















PRODUCT	REFERENCE NO.	Pin Type / Material Plating	Removal Aid / Feature Grease Passage	COMPATIBLE MODELS	
RI/CP/1386		274-8378	STRAIGHT PIN / STEEL UNPLATED	No Puller Hole --	BACKHOE LOADER 450E 450F
RI/CP/1387		270-7989	FLAG PIN / STEEL UNPLATED	No Puller Hole --	BACKHOE LOADER 450E
RI/CP/1388		9G-3573	STRAIGHT PIN / STEEL UNPLATED	Puller Hole --	PIPELAYER 578 589
RI/CP/1389		115-2955	FLAG PIN / STEEL HARD CHROME PLATED	No Puller Hole --	WHEEL-TYPE SKIDDER 525D 535D 545D 555D, UNDERGROUND ARTICULATED TRUCK AD30, WHEEL-TYPE LOADER 966 CC 966G 966G II 966H 966K 966K XE 966L 966M 966M XE 972G 972G II 972H 972K 972L 972M 972M XE 980G 980G II 980H 980K 980K HLG 966 972XE 972 966XE, EARTHMOVING COMPACTOR 815K 816K 825G 825G II 825H 825K 826G 826G II 826H 826K 816 815, WHEEL DOZER 814K 824G 824G II 824H 824K 814
RI/CP/1390		9G-3572	STRAIGHT PIN / STEEL UNPLATED	No Puller Hole --	PIPELAYER 589
RI/CP/1391		5T-5976	STRAIGHT PIN / STEEL UNPLATED	Puller Hole --	OFF-HIGHWAY TRUCK 789D 784B 784C 785 785B 785C 785D 785G 789 789B 789C 789G 793 793B 793C 793D
RI/CP/1392		246-0048	STRAIGHT PIN / STEEL UNPLATED	No Puller Hole --	UNDERGROUND ARTICULATED TRUCK AD30 AD45 AD45B AD55
RI/CP/1393		8J-6583	STRAIGHT PIN / STEEL UNPLATED	Puller Hole --	WHEEL TRACTOR-SCRAPER 615C 623B 623E 623F
RI/CP/1394		488-3120	STRAIGHT PIN / STEEL UNPLATED	No Puller Hole --	
RI/CP/1395		468-2531	STRAIGHT PIN / STEEL UNPLATED	No Puller Hole --	













PRODUCT	REFERENCE NO.	Pin Type / Material Plating	Removal Aid / Feature Grease Passage	COMPATIBLE MODELS
RI/CP/1396 	5J-1204	FLAG PIN / STEEL UNPLATED	No Puller Hole --	TRACK-TYPE TRACTOR 10 10C 10S 10U 11 11SU 11U 183B 57H 59 7 7A 7S 7S LGP 7SU 7U 8 8D 8S 9 9C 9S 9U D10 D11N D7H D8K D9L
RI/CP/1397 	146-8006	FLAG PIN / STEEL HARD CHROME PLATED	Puller Hole Greased through pin	WHEEL-TYPE LOADER 1999-12-01 00:00:00 2007-09-21 19:06:03 924G 924GZ 924H 924HZ 930G 930H
RI/CP/1398 	8G-1096	FLAG PIN / STEEL HARD CHROME PLATED	Puller Hole --	TRACK-TYPE LOADER 943 953 953B 953C
RI/CP/1399 	4E-1799	FLAG PIN / STEEL UNPLATED	No Puller Hole --	WHEEL-TYPE LOADER 910G 914G 914G2
RI/CP/1400 	374-0875	FLAG PIN / STEEL UNPLATED	No Puller Hole --	WHEEL-TYPE LOADER 950K 950M 962K 962M 966K 972K 972M 980K 966 GC
RI/CP/1401 	139-5736	FLAG PIN / STEEL HARD CHROME PLATED	Puller Hole --	INTEGRATED TOOLCARRIER IT62G IT62G II IT62H, WHEEL-TYPE LOADER 962G
RI/CP/1402 	4T-8291	FLAG PIN / STEEL HARD CHROME PLATED	No Puller Hole --	WHEEL TRACTOR-SCRAPER 631E 631G 631K 637E 637G 637K
RI/CP/1403 	8P-3252	STRAIGHT PIN / STEEL UNPLATED	No Puller Hole --	TRACK-TYPE TRACTOR D8K
RI/CP/1404 	4Y-4342	FLAG PIN / STEEL HARD CHROME PLATED	No Puller Hole --	WHEEL-TYPE LOADER 966F 970F
RI/CP/1405 	9W-6343	FLAG PIN / STEEL UNPLATED	No Puller Hole --	TRACK-TYPE TRACTOR 10 D10N D10R D10T D10T2 D10













PRODUCT	REFERENCE NO.	Pin Type / Material Plating	Removal Aid / Feature Grease Passage	COMPATIBLE MODELS	
RI/CP/1406		8J-8082	STRAIGHT PIN / STEEL UNPLATED	No Puller Hole --	WHEEL TRACTOR-SCRAPER 623B 623E 623F
RI/CP/1407		247-8063	STRAIGHT PIN / STEEL HARD CHROME PLATED	No Puller Hole --	
RI/CP/1408		282-1623	FLAG PIN / STEEL UNPLATED	No Puller Hole --	EXCAVATOR 315C 320C 340F L LRE
RI/CP/1409		4T-3535	FLAG PIN / STEEL UNPLATED	No Puller Hole --	TRACK-TYPE TRACTOR 10 10C 10S 10U 11 11SU 11U D10 D11N D11R
RI/CP/1410		4T-1810	FLAG PIN / STEEL HARD CHROME PLATED	No Puller Hole --	WHEEL TRACTOR-SCRAPER 651 651E 657 657E 657G
RI/CP/1411		146-8013	FLAG PIN / STEEL HARD CHROME PLATED	Puller Hole --	WHEEL-TYPE LOADER 1999-12-01 00:00:00 2007-09-21 19:06:03 924G 924H 930G 930H
RI/CP/1412		449-6200	FLAG PIN / STEEL HARD CHROME PLATED	No Puller Hole --	FOREST PRODUCTS 2384C 2484C 559C 579C
RI/CP/1413		118-8725	FLAG PIN / STEEL UNPLATED	Puller Hole --	
RI/CP/1414		118-9932	FLAG PIN / STEEL UNPLATED	Puller Hole --	
RI/CP/1415		208-3760	FLAG PIN / STEEL UNPLATED	No Puller Hole --	TRACK-TYPE TRACTOR D3G D4G D5G

PRODUCT	REFERENCE NO.	Pin Type / Material Plating	Removal Aid / Feature Grease Passage	COMPATIBLE MODELS	
RI/CP/1416		316-3499	FLAG PIN / STEEL UNPLATED	No Puller Hole --	WORK TOOL FUSION, INTEGRATED TOOLCARRIER IT62H, WHEEL-TYPE LOADER 966K 972H 972K 950H 962H 966H
RI/CP/1417		6Y-4913	STRAIGHT PIN / STEEL UNPLATED	No Puller Hole --	TRACK-TYPE TRACTOR 4P D4H, TRACK-TYPE SKIDDER 4P D4HTSK II
RI/CP/1418		7U-8804	FLAG PIN / STEEL UNPLATED	No Puller Hole --	ARTICULATED DUMP TRUCK D20D D250D D250E D300E
RI/CP/1419		163-5530	COLLET PIN / STEEL UNPLATED	No Puller Hole None	LOAD, HAUL, DUMP R1300 R1300G R1300G II R1600
RI/CP/1420		437-1866	STRAIGHT PIN / STEEL UNPLATED	No Puller Hole --	ARTICULATED DUMP TRUCK 725 725C 725C2
RI/CP/1421		104-3228	STRAIGHT PIN / STEEL UNPLATED	No Puller Hole --	TRACK-TYPE TRACTOR D4H D4H III D4H XL
RI/CP/1422		4J-9773	STRAIGHT PIN / STEEL UNPLATED	Puller Hole --	WHEEL TRACTOR-SCRAPER 651 641 641B 651B 651E 657 657B 657E 657G 666 666B
RI/CP/1423		235-7392	FLAG PIN / STEEL HARD CHROME PLATED	No Puller Hole --	WHEEL-TYPE LOADER 2007-09-21 19:06:03 930G 930H
RI/CP/1424		450-0443	FLAG PIN / STEEL HARD CHROME PLATED	No Puller Hole --	FOREST PRODUCTS 2484C 579C
RI/CP/1425		8J-8081	STRAIGHT PIN / STEEL UNPLATED	No Puller Hole --	WHEEL TRACTOR-SCRAPER 623B 623E 623F













PRODUCT	REFERENCE NO.	Pin Type / Material Plating	Removal Aid / Feature Grease Passage	COMPATIBLE MODELS	
RI/CP/1426		276-3622	HEADED PIN / STEEL UNPLATED	Puller Hole --	MOTOR GRADER 12M 12M 2 12M 3 12M 3 AWD 140 140M 140M 2 140M 3 140M 3 AWD 14L 150 160 160M 160M 2 160M 3 160M 3 AWD
RI/CP/1427		2K-2301	HEADED PIN / STEEL UNPLATED	Puller Hole Greased through pin	PIPELAYER 572G 572R 572R II 583H 583K
RI/CP/1428		151-2472	TAPERED HITCH PIN / STEEL UNPLATED	No Puller Hole --	WHEEL-TYPE SKIDDER 525B 535B 545, FOREST PRODUCTS 533 543 HA770 HA771 HA870 HA871 TK370 TK371 TK380 TK381
RI/CP/1429		265-9694	STRAIGHT PIN / STEEL UNPLATED	No Puller Hole --	TRACK-TYPE TRACTOR D7E D7E LGP
RI/CP/1430		235-7390	FLAG PIN / STEEL HARD CHROME PLATED	Puller Hole --	WHEEL-TYPE LOADER 924G 924H 930G 930H
RI/CP/1431		279-5039	HEADED PIN / STEEL UNPLATED	No Puller Hole --	
RI/CP/1432		139-5871	STRAIGHT PIN / STEEL HARD CHROME PLATED	No Puller Hole --	INTEGRATED TOOLCARRIER IT62G IT62G II IT62H, WHEEL-TYPE LOADER 962G
RI/CP/1433		318-4911	FLAG PIN / STEEL HARD CHROME PLATED	Puller Hole --	WHEEL-TYPE SKIDDER 525C 535C 545C, UNDERGROUND ARTICULATED TRUCK AD22
RI/CP/1434		7P-2288	FLAG PIN / STEEL HARD CHROME PLATED	No Puller Hole --	TRACK-TYPE LOADER 973 973C 973D 973K
RI/CP/1435		124-3241	TAPERED HITCH PIN / STEEL UNPLATED	Puller Hole --	MOTOR GRADER 14G 14H 14H NA












PRODUCT	REFERENCE NO.	Pin Type / Material Plating	Removal Aid / Feature Grease Passage	COMPATIBLE MODELS
RI/CP/1436		330-3047 FLAG PIN / STEEL HARD CHROME PLATED	No Puller Hole --	WHEEL-TYPE LOADER 950H 950 GC 962H 966H 966K XE 966L 966M 966M XE 972H 972K 972L 972M 972M XE
RI/CP/1437		156-4078 TAPERED HITCH PIN / STEEL UNPLATED	Puller Hole --	ARTICULATED DUMP TRUCK 735 735 OEM 735B 735C 740 740 CC 740B 740C 745 745C
RI/CP/1438		146-7460 FLAG PIN / STEEL UNPLATED	No Puller Hole --	WHEEL TRACTOR-SCRAPER 651 657 657E 657G
RI/CP/1439		1G-5373 STRAIGHT PIN / STEEL UNPLATED	Puller Hole --	PAVING COMPACTOR CP-533 CP-533C CP-563 CP-563C CS-531 CS-531C CS-533 CS-533C CS-563 CS-563C CS-573 CS-573C CS-583 CS-583C
RI/CP/1440		299-5530 HEADED PIN / STEEL UNPLATED	No Puller Hole --	WHEEL-TYPE SKIDDER 525C 535C 545 545C, FOREST PRODUCTS HA770 HA870 HA871 TK370 TK371 TK380 TK381
RI/CP/1441		355-1285 HEADED PIN / STEEL UNPLATED	No Puller Hole --	WHEEL-TYPE SKIDDER 525C 535C 545C, UNDERGROUND ARTICULATED TRUCK AD22
RI/CP/1442		9G-9749 STRAIGHT PIN / STEEL HARD CHROME PLATED	No Puller Hole --	TRACK-TYPE TRACTOR D9L
RI/CP/1443		296-1374 FLAG PIN / STEEL UNPLATED	No Puller Hole --	TRACK-TYPE TRACTOR D7E D7E LGP, EXPANDED MINING PRODUCTS MD6310 MD6380
RI/CP/1444		4T-9444 STRAIGHT PIN / STEEL UNPLATED	No Puller Hole --	TRACK-TYPE TRACTOR 57H 7 7A 7S 7S LGP 7SU 7U D7H
RI/CP/1445		270-0599 FLAG PIN / STEEL UNPLATED	Puller Hole --	TRACK-TYPE TRACTOR D7E D7E LGP, PIPELAYER PL72

























PRODUCT	REFERENCE NO.	Pin Type / Material Plating	Removal Aid / Feature Grease Passage	COMPATIBLE MODELS
RI/CP/1446 	192-9068	STRAIGHT PIN / STEEL UNPLATED	Puller Hole --	ARTICULATED DUMP TRUCK 725 730 730C2 735 735B 735C 740 740B 745 745C D250E II D300E II D350E II D400E II
RI/CP/1447 	130-6828	HEADED PIN / STEEL HARD CHROME PLATED	Puller Hole --	TRACK-TYPE TRACTOR D11R D11T
RI/CP/1448 	7G-0481	HEADED PIN / STEEL HARD CHROME PLATED	Puller Hole --	TRACK-TYPE TRACTOR 10 10C 10S 10U 11 11SU 11U D10 D11N
RI/CP/1449 	4J-9878	STRAIGHT PIN / STEEL UNPLATED	Puller Hole --	WHEEL TRACTOR-SCRAPER 630B 631B 631C 631D 631E 631G 637 637B 637D 637E 637G 641 641B
RI/CP/1450 	9W-7991	STRAIGHT PIN / STEEL UNPLATED	Puller Hole --	TRACK-TYPE TRACTOR 57H 8 8A 8SU 8U D8N D8R
RI/CP/1451 	437-9378	STRAIGHT PIN / STEEL UNPLATED	Puller Hole --	WHEEL TRACTOR-SCRAPER 623F 623G 623H 623K 623K LRC 641 641B
RI/CP/1452 	7P-2281	FLAG PIN / STEEL HARD CHROME PLATED	Puller Hole Greased through pin	TRACK-TYPE LOADER 963 963B 963C 963D 963K
RI/CP/1453 	4T-9762	FLAG PIN / STEEL UNPLATED	No Puller Hole --	TRACK-TYPE TRACTOR 9 D9N D9R D9T D9 D9 GC, WHEEL DOZER 854K
RI/CP/1454 	4J-5113	STRAIGHT PIN / STEEL UNPLATED	No Puller Hole Greased through pin	WHEEL TRACTOR-SCRAPER 623F 623G 623H 623K 623K LRC 641 641B
RI/CP/1455 	235-7393	FLAG PIN / STEEL HARD CHROME PLATED	Puller Hole --	WHEEL-TYPE LOADER 2007-09-21 19:06:03 930G 930H













PRODUCT	REFERENCE NO.	Pin Type / Material Plating	Removal Aid / Feature Grease Passage	COMPATIBLE MODELS	
RI/CP/1456		146-8016	FLAG PIN / STEEL HARD CHROME PLATED	No Puller Hole --	WHEEL-TYPE LOADER 1999-12-01 00:00:00 924G 924H
RI/CP/1457		223-7308	STRAIGHT PIN / STEEL UNPLATED	No Puller Hole --	
RI/CP/1458		275-0119	FLAG PIN / STEEL HARD CHROME PLATED	Puller Hole --	INTEGRATED TOOLCARRIER IT38G II IT38H
RI/CP/1459		4E-0183	STRAIGHT PIN / STEEL HARD CHROME PLATED	No Puller Hole --	EXCAVATOR 215D 219D
RI/CP/1460		8R-0026	FLAG PIN / STEEL HARD CHROME PLATED	Puller Hole --	EXCAVATOR 215C 215D 219 219D
RI/CP/1461		5R-9949	STRAIGHT PIN / STEEL HARD CHROME PLATED	No Puller Hole --	TRACK-TYPE TRACTOR D9R D9T
RI/CP/1462		262-4604	STRAIGHT PIN / STEEL UNPLATED	No Puller Hole --	UNDERGROUND ARTICULATED TRUCK AD45 AD45B
RI/CP/1463		275-0118	FLAG PIN / STEEL HARD CHROME PLATED	Puller Hole --	INTEGRATED TOOLCARRIER IT38G II IT38H
RI/CP/1464		8G-0874	FLAG PIN / STEEL HARD CHROME PLATED	Puller Hole --	TRACK-TYPE LOADER 943
RI/CP/1465		366-3783	FLAG PIN / STEEL UNPLATED	Puller Hole None	UNDERGROUND ARTICULATED TRUCK AD55B AD60














PRODUCT	REFERENCE NO.	Pin Type / Material Plating	Removal Aid / Feature Grease Passage	COMPATIBLE MODELS	
RI/CP/1466		308-0290	FLAG PIN / STEEL UNPLATED	No Puller Hole --	 TRACK-TYPE TRACTOR 58 8 8A 8S 8U D8L
RI/CP/1467		4T-0145	STRAIGHT PIN / STEEL UNPLATED	No Puller Hole --	WHEEL-TYPE SKIDDER 525B 525C 535B 535C 545 545C
RI/CP/1468		278-0403	STRAIGHT PIN / STEEL UNPLATED	No Puller Hole --	OFF-HIGHWAY TRUCK 797B
RI/CP/1469		331-1000	STRAIGHT PIN / STEEL ZINC PLATED	Puller Hole --	EXCAVATOR 385B 385C 385C L 390D 390D L 390F 390F L
RI/CP/1470		173-8130	STRAIGHT PIN / STEEL HARD CHROME PLATED	No Puller Hole --	
RI/CP/1471		237-1058	FLAG PIN / STEEL HARD CHROME PLATED	No Puller Hole --	
RI/CP/1472		294-1643	FLAG PIN / STEEL HARD CHROME PLATED	No Puller Hole --	WORK TOOL 3197042 GH52, EXCAVATOR 320D
RI/CP/1473		231-0926	STRAIGHT PIN / STEEL HARD CHROME PLATED	No Puller Hole --	EXCAVATOR 320B FM LL 320B LL 320C FM 320D, FOREST PRODUCTS 538
RI/CP/1474		137-3047	FLAG PIN / STEEL HARD CHROME PLATED	No Puller Hole --	EXCAVATOR 320C 320D FM, FOREST PRODUCTS HF181 HF201 HF221
RI/CP/1475		223-3487	STRAIGHT PIN / STEEL HARD CHROME PLATED	Puller Hole --	

PRODUCT	REFERENCE NO.	Pin Type / Material Plating	Removal Aid / Feature Grease Passage	COMPATIBLE MODELS
RI/CP/1476		257-8325 FLAG PIN / STEEL HARD CHROME PLATED	Puller Hole --	WORK TOOL H115E H115E S HYDRAULIC H110E H110E S H160E H120E H180E S H140E H130E S H120E S H160E S H140E S H130E H180E EXCAVATOR 318B 318B N 318C 319C
RI/CP/1477		148-3292 STRAIGHT PIN / STEEL HARD CHROME PLATED	No Puller Hole --	EXCAVATOR 311C
RI/CP/1478		186-5436 FLAG PIN / STEEL HARD CHROME PLATED	Puller Hole --	
RI/CP/1479		303-9118 FLAG PIN / STEEL HARD CHROME PLATED	Puller Hole --	
RI/CP/1480		225-6591 FLAG PIN / STEEL UNPLATED	No Puller Hole --	
RI/CP/1481		195-5568 FLAG PIN / STEEL HARD CHROME PLATED	Puller Hole --	EXCAVATOR 314C
RI/CP/1482		211-2787 FLAG PIN / STEEL UNPLATED	No Puller Hole --	
RI/CP/1483		281-5332 HEADED PIN / STEEL HARD CHROME PLATED	Puller Hole --	EXCAVATOR 328D LCR
RI/CP/1484		259-3309 FLAG PIN / STEEL UNPLATED	No Puller Hole --	WORK TOOL G107B
RI/CP/1485		303-8866 FLAG PIN / STEEL UNPLATED	Puller Hole --	EXCAVATOR 314D CR 314D LCR 314E CR 314E LCR 314F CR 315F LCR















PRODUCT		REFERENCE NO.	Pin Type / Material Plating	Removal Aid / Feature Grease Passage	COMPATIBLE MODELS
RI/CP/1486		171-6544	FLAG PIN / STEEL HARD CHROME PLATED	No Puller Hole --	WHEELED EXCAVATOR M320, EXCAVATOR 325B L 330B L
RI/CP/1487		246-2226	FLAG PIN / STEEL HARD CHROME PLATED	Puller Hole --	FOREST PRODUCTS 1390 2590 541 541 2 551 552 552 2 TK741 TK751 TK752
RI/CP/1488		203-0840	FLAG PIN / STEEL HARD CHROME PLATED	No Puller Hole --	EXCAVATOR 325C 325D L 330C 330D L 340 340F 340F L UHD 345B II 345C 345C L 352 352 UHD 365B 365B II 365C 365C L 385B 385C L
RI/CP/1489		251-4938	FLAG PIN / STEEL HARD CHROME PLATED	No Puller Hole --	EXCAVATOR 320C 320D FM 320D FM RR 320D2 FM 320
RI/CP/1490		320-7417	FLAG PIN / STEEL UNPLATED	No Puller Hole --	WORK TOOL G120 G120B G125B G126 G130B
RI/CP/1491		365-7087	FLAG PIN / STEEL HARD CHROME PLATED	No Puller Hole None	EXCAVATOR 319D L 319D LN
RI/CP/1492		231-3638	FLAG PIN / STEEL ZINC PLATED	No Puller Hole --	WHEEL-TYPE LOADER 901C 901C2 902C 902C2 903C 903C2
RI/CP/1493		259-8015	FLAG PIN / STEEL HARD CHROME PLATED	No Puller Hole --	WHEEL-TYPE LOADER 904B
RI/CP/1494		299-0055	FLAG PIN / STEEL HARD CHROME PLATED	No Puller Hole --	WHEEL-TYPE LOADER 904H
RI/CP/1495		284-7029	FLAG PIN / STEEL HARD CHROME PLATED	Puller Hole --	TRACK-TYPE SKIDDER 517 527

























PRODUCT		REFERENCE NO.	Pin Type / Material Plating	Removal Aid / Feature Grease Passage	COMPATIBLE MODELS
RI/CP/1496		212-8078	FLAG PIN / STEEL HARD CHROME PLATED	No Puller Hole --	FOREST PRODUCTS TK721 TK722 1090 1190 1190T 1290T 2290 2390 2391 2491 511 521 522 532 TK711 TK732
RI/CP/1497		209-3098	FLAG PIN / STEEL UNPLATED	No Puller Hole --	TELEHANDLER TH460B TH560B TH580B
RI/CP/1498		6Y-6753	STRAIGHT PIN / STEEL UNPLATED	No Puller Hole --	TRACK-TYPE TRACTOR 57H 8 8A 8SU 8U D8N D8R
RI/CP/1499		347-6984	FLAG PIN / STEEL HARD CHROME PLATED	No Puller Hole --	FOREST PRODUCTS 1090 1190T 1290T 2290 2390 2391 2491 511 521 521B 522 522B 532
RI/CP/1500		275-2595	STRAIGHT PIN / STEEL UNPLATED	No Puller Hole --	WORK TOOL G126 G130B G120 G120B G125B
RI/CP/1501		246-2353	FLAG PIN / STEEL HARD CHROME PLATED	Puller Hole --	FOREST PRODUCTS TK722 TK721 1090 1190 1190T 1290T 1390 2290 2390 2391 2491 2590 511 521 522 532 541 541 2 551 552 552 2 TK711 TK732 TK741 TK751 TK752
RI/CP/1502		194-7278	FLAG PIN / STEEL UNPLATED	No Puller Hole --	MINI HYDRAULIC EXCAVATOR 303
RI/CP1503		174-3154	STRAIGHT PIN / STEEL UNPLATED	Puller Hole --	ARTICULATED DUMP TRUCK 740C 740 730 730C 730C2 EJ 740B D400E II
RI/CP/1504		284-7025	FLAG PIN / STEEL HARD CHROME PLATED	Puller Hole --	TRACK-TYPE SKIDDER 517 527
RI/CP/1505		257-2836	FLAG PIN / STEEL HARD CHROME PLATED	No Puller Hole --	




















PRODUCT	REFERENCE NO.	Pin Type / Material Plating	Removal Aid / Feature Grease Passage	COMPATIBLE MODELS
RI/CP/1506		204-7624 FLAG PIN / STEEL HARD CHROME PLATED	No Puller Hole --	 EXCAVATOR 311D LRR 312D 312D L 312E 312E L 313F 313F L 314D LCR 314E LCR 315F LCR
RI/CP/1507		311-2687 FLAG PIN / STEEL HARD CHROME PLATED	No Puller Hole --	
RI/CP/1508		231-4266 STRAIGHT PIN / STEEL UNPLATED	Puller Hole --	WORK TOOL GLL52 GLL55 GLL60 GH52 GLL52B GLL55B GLL60B, EXCAVATOR 325D FM 325D FM LL 330D FM 568 FM LL 568 FM, FOREST PRODUCTS 538 548 558 324D FM LL EXCAVATOR 315-A 315-A L 315B 315B FM L 315B L 315C 315D L 317 N 317-A 317-A N 317B L 317B LN 318D2 L
RI/CP/1509		106-6876 HEADED PIN / STEEL HARD CHROME PLATED	No Puller Hole None	WHEELED EXCAVATOR M325C MH, EXCAVATOR M325D MH, MATERIAL HANDLER M325D MH
RI/CP/1510		234-4191 FLAG PIN / STEEL HARD CHROME PLATED	No Puller Hole --	EXCAVATOR 322 L 322 LN 322-A 322-A L 322-A LN 322-A N 322B 322B L 322B LN 322N
RI/CP/1511		103-5117 HEADED PIN / STEEL HARD CHROME PLATED	No Puller Hole --	WHEELED EXCAVATOR M315C M315D M316C M316D M316F M317D2 M318F M323F
RI/CP/1512		197-7788 FLAG PIN / STEEL HARD CHROME PLATED	Puller Hole --	
RI/CP/1513		284-8151 HEADED PIN / STEEL HARD CHROME PLATED	No Puller Hole --	 WHEELED EXCAVATOR M318C M318C MH M318D MH M322D2 MH, EXCAVATOR M318, MATERIAL HANDLER MH3022 MH3024
RI/CP/1514		172-5859 FLAG PIN / STEEL HARD CHROME PLATED	No Puller Hole --	WHEELED EXCAVATOR M318C M318C MH M318D M318D MH M320 M320D2 M320F M322C M322D M322D MH M322D2 M322D2 MH M322F M324D2 MH, EXCAVATOR M318, MATERIAL HANDLER MH3022 MH3024 MH3026
RI/CP/1515		111-8443 FLAG PIN / STEEL HARD CHROME PLATED	No Puller Hole None	














PRODUCT	REFERENCE NO.	Pin Type / Material Plating	Removal Aid / Feature Grease Passage	COMPATIBLE MODELS
RI/CP/1516		223-7318 STRAIGHT PIN / STEEL HARD CHROME PLATED	Puller Hole --	 EXCAVATOR 325C 325D L 330C 330D L 340 340F 340F L UHD 345B II 345C L 352 352 UHD 365B 365B II 365C 365C L 385B 385C L
RI/CP/1517		373-9528 FLAG PIN / STEEL HARD CHROME PLATED	Puller Hole None	EXCAVATOR 345B 345B II 345B II MH 345B L 365B II 385B
RI/CP/1518		141-3476 STRAIGHT PIN / STEEL HARD CHROME PLATED	Puller Hole Greased Through Pin	WHEELED EXCAVATOR M315
RI/CP/1519		173-1343 STRAIGHT PIN / STEEL HARD CHROME PLATED	Puller Hole --	WORK TOOL HEX-WEDGE, EXCAVATOR 320C 325B L 330B L 330C FM 330C L 330C MH
RI/CP/1520		156-0161 STRAIGHT PIN / STEEL UNPLATED	No Puller Hole --	WHEELED EXCAVATOR M313C M313D M314F M315D2 M315F M317F
RI/CP/1521		190-4918 STRAIGHT PIN / STEEL HARD CHROME PLATED	Puller Hole --	WHEELED EXCAVATOR M322C M322D M322D MH M324D2 MH, MATERIAL HANDLER MH3024 MH3026
RI/CP/1522		216-2149 FLAG PIN / STEEL HARD CHROME PLATED	Puller Hole --	EXCAVATOR 350 L 350-A 350-A L
RI/CP/1523		41-5013 HEADED PIN / STEEL HARD CHROME PLATED	No Puller Hole --	MATERIAL HANDLER MH3037
RI/CP/1524		395-5441 FLAG PIN / STEEL NICKEL PLATED	Puller Hole None	EXCAVATOR 345B 345B II 345B L
RI/CP/1525		141-3478 HEADED PIN / STEEL HARD CHROME PLATED	No Puller Hole --	

PRODUCT	REFERENCE NO.	Pin Type / Material Plating	Removal Aid / Feature Grease Passage	COMPATIBLE MODELS	
RI/CP/1526		201-2910	STRAIGHT PIN / STEEL HARD CHROME PLATED	No Puller Hole --	EXCAVATOR 318C 319C 319D 319D L 319D LN
RI/CP/1527		281-8099	STRAIGHT PIN / STEEL HARD CHROME PLATED	No Puller Hole --	EXCAVATOR 318C 319C
RI/CP/1528		41-6719	HEADED PIN / STEEL HARD CHROME PLATED	No Puller Hole --	EXCAVATOR 350 L 350-A 350-A L 365B 365B II 365B L
RI/CP/1529		180-7755	STRAIGHT PIN / STEEL HARD CHROME PLATED	Puller Hole --	EXCAVATOR 315C 315D L 316E L 316F 316F L 318D L 318D2 318D2 L 318E L 318F 318F L 317 317 GC
RI/CP/1530		107-9734	STRAIGHT PIN / STEEL HARD CHROME PLATED	Puller Hole --	EXCAVATOR 315-A 315-A L 315B 315B FM L 315B L 315C 315D L 317 N 317-A 317-A N 317B L 317B LN
RI/CP/1531		282-4502	FLAG PIN / STEEL HARD CHROME PLATED	Puller Hole --	EXCAVATOR 311D LRR 311F LRR
RI/CP/1532		172-6647	FLAG PIN / STEEL HARD CHROME PLATED	Puller Hole --	EXCAVATOR M318
RI/CP/1533		157-7263	FLAG PIN / STEEL UNPLATED	No Puller Hole --	
RI/CP/1534		278-9274	FLAG PIN / STEEL HARD CHROME PLATED	Puller Hole --	EXCAVATOR 314D CR 314D LCR
RI/CP/1535		1R-6228	FLAG PIN / STEEL HARD CHROME PLATED	Puller Hole --	EXCAVATOR 311-A 311B 312-A 312B 312B L 312C 312C L E110B E120B




























PRODUCT	REFERENCE NO.	Pin Type / Material Plating	Removal Aid / Feature Grease Passage	COMPATIBLE MODELS
RI/CP/1536		204-7630 FLAG PIN / STEEL HARD CHROME PLATED	Puller Hole --	 EXCAVATOR 312D 312D L 313D
RI/CP/1537		282-4464 FLAG PIN / STEEL HARD CHROME PLATED	Puller Hole --	WHEELED EXCAVATOR M315C M315D M316C M316D M316F M317D2 M318F M323F
RI/CP/1538		197-9728 FLAG PIN / STEEL HARD CHROME PLATED	Puller Hole --	
RI/CP/1539		376-4013 FLAG PIN / STEEL HARD CHROME PLATED	Puller Hole --	
RI/CP/1540		284-8121 STRAIGHT PIN / STEEL HARD CHROME PLATED	Puller Hole --	
RI/CP/1541		262-9806 STRAIGHT PIN / STEEL HARD CHROME PLATED	No Puller Hole --	
RI/CP/1542		263-6064 STRAIGHT PIN / STEEL HARD CHROME PLATED	No Puller Hole --	
RI/CP/1543		134-9058 STRAIGHT PIN / STEEL HARD CHROME PLATED	Puller Hole --	EXCAVATOR 320B FM LL 320B LL 320C FM 320D, FOREST PRODUCTS 538
RI/CP/1544		262-9805 STRAIGHT PIN / STEEL HARD CHROME PLATED	No Puller Hole --	
RI/CP/1545		418-0297 STRAIGHT PIN / STEEL HARD CHROME PLATED	No Puller Hole --	













PRODUCT	REFERENCE NO.	Pin Type / Material Plating	Removal Aid / Feature Grease Passage	COMPATIBLE MODELS	
RI/CP/1546		358-8748	STRAIGHT PIN / STEEL UNPLATED	No Puller Hole --	WORK TOOL G120 G120B G125B G126
RI/CP/1547		203-7395	FLAG PIN / STEEL HARD CHROME PLATED	No Puller Hole --	WHEEL-TYPE SKIDDER 525D 535D 545D 555D, EXCAVATOR 314C 314D CR 314D LCR 314E CR 314E LCR 314F CR 315F LCR
RI/CP/1548		294-3097	FLAG PIN / STEEL UNPLATED	No Puller Hole None	MINI HYDRAULIC EXCAVATOR 303.5C 303.5D 303.5E 303.5E2 303.5E2 CR 303C CR 303E CR 303E CR 303E CR 304E 304D CR 304E 304E2 304E2 CR 303.5CR 304CR 303CR
RI/CP/1549		281-0930	STRAIGHT PIN / STEEL UNPLATED	No Puller Hole --	MINI HYDRAULIC EXCAVATOR 303.5C 303.5D 303.5E 303.5E2 303.5E2 CR 303C CR 303E CR 303E CR 304.5E2 304D CR 304E 304E2 304E2 CR 304CR 303.5CR 303CR
RI/CP/1550		188-3352	FLAG PIN / STEEL HARD CHROME PLATED	Puller Hole --	WHEELED EXCAVATOR M318C M318C MH M318D M318D MH M320D2 M320F M322D2 MH, MATERIAL HANDLER MH3022 MH3024
RI/CP/1551		166-3566	FLAG PIN / STEEL UNPLATED	Puller Hole --	WHEELED EXCAVATOR M320
RI/CP/1552		205-6859	FLAG PIN / STEEL HARD CHROME PLATED	Puller Hole --	WHEELED EXCAVATOR M322C M322D M322D MH M322D2 M322F M324D2 MH, MATERIAL HANDLER MH3024 MH3026
RI/CP/1553		202-3165	FLAG PIN / STEEL HARD CHROME PLATED	No Puller Hole --	WHEELED EXCAVATOR M318C M318C MH M318D M318D MH M320D2 M320F M322C M322D M322D MH M322D2 M322D2 MH M322F M324D2 MH, MATERIAL HANDLER MH3022 MH3024 MH3026
RI/CP/1554		284-8134	FLAG PIN / STEEL UNPLATED	Puller Hole --	
RI/CP/1555		246-3031	FLAG PIN / STEEL HARD CHROME PLATED	Puller Hole --	WHEELED EXCAVATOR M322D M322D MH M322F, MATERIAL HANDLER MH3024 MH3026





PRODUCT	REFERENCE NO.	Pin Type / Material Plating	Removal Aid / Feature Grease Passage	COMPATIBLE MODELS	
RI/CP/1556		202-4198	FLAG PIN / STEEL HARD CHROME PLATED	No Puller Hole --	WHEELED EXCAVATOR M322C M322D M322D MH M322D2 M324D2 MH
RI/CP/1557		202-7760	FLAG PIN / STEEL HARD CHROME PLATED	Puller Hole --	EXCAVATOR 325C 325D L 330C 330D L 340F L UHD 345B II 345C 345C L 365B 365B II 365C 365C L 385B 385C L
RI/CP/1558		279-8791	FLAG PIN / STEEL UNPLATED	No Puller Hole --	
RI/CP/1559		226-5009	FLAG PIN / STEEL HARD CHROME PLATED	Puller Hole --	FOREST PRODUCTS 1390 2590 541 541 2 551 552 552 2 TK741 TK751 TK752
RI/CP/1560		212-8085	FLAG PIN / STEEL HARD CHROME PLATED	No Puller Hole --	FOREST PRODUCTS TK722 1090 1190 1190T 1290T 2290 2390 2391 2491 511 521 521B 522 522B 532 TK711 TK721 TK732
RI/CP/1561		199-7060	FLAG PIN / STEEL UNPLATED	No Puller Hole --	WORK TOOL G125B G130B
RI/CP/1562		7Y-6684	FLAG PIN / STEEL HARD CHROME PLATED	No Puller Hole --	EXCAVATOR 320 L 320-A L 320B FM LL 320B LL 320C FM 322 L 322-A L 322B 322B L 322C 322C FM 324D 324D L 324E L 324E LN 325 L 325-A 325-A FM L 325-A L 325B L 325C 325C L 325D L 326 326D2 326D2 L 326F 326F L 329D 329D L 329D2 329D2 L 329E 329E L 329F L 330 330B L 330F 330F L 333
RI/CP1563		471-5207	FLAG PIN / STEEL HARD CHROME PLATED	No Puller Hole None	
RI/CP/1564		284-8140	FLAG PIN / STEEL HARD CHROME PLATED	No Puller Hole --	
RI/CP/1565		6T-8689	STRAIGHT PIN / STEEL HARD CHROME PLATED	Puller Hole --	PIPELAYER 589

PRODUCT	REFERENCE NO.	Pin Type / Material Plating	Removal Aid / Feature Grease Passage	COMPATIBLE MODELS	
RI/CP/1566		6G-9477	STRAIGHT PIN / STEEL UNPLATED	No Puller Hole --	OFF-HIGHWAY TRUCK 789D 785 785B 785C 785D 785G 789 789B 789C 789G
RI/CP/1567		262-9812	STRAIGHT PIN / STEEL HARD CHROME PLATED	No Puller Hole --	
RI/CP/1568		135-0009	FLAG PIN / STEEL UNPLATED	No Puller Hole --	PIELAYER 583R 583T 587R 587T
RI/CP/1569		248-8594	FLAG PIN / STEEL UNPLATED	No Puller Hole --	PIELAYER 587R 587T PL72 PL83 PL87
RI/CP/1570		2V-6551	TAPERED HITCH PIN / STEEL UNPLATED	Puller Hole --	WHEEL-TYPE LOADER 966D 966E, EARTHMOVING COMPACTOR 815B 816B, WHEEL DOZER 814B
RI/CP/1571		6T-5060	STRAIGHT PIN / STEEL UNPLATED	No Puller Hole --	PIELAYER 578 583R 583T PL83 PL87
RI/CP/1572		139-5866	FLAG PIN / STEEL HARD CHROME PLATED	Puller Hole --	INTEGRATED TOOLCARRIER IT62G IT62G II IT62H, WHEEL-TYPE LOADER 962G
RI/CP/1573		6J-5953	STRAIGHT PIN / STEEL UNPLATED	No Puller Hole --	WHEEL TRACTOR-SCRAPER 651 651B 651E 657 657B 657E 657G 666 666B
RI/CP/1574		192-0287	STRAIGHT PIN / STEEL UNPLATED	No Puller Hole --	
RI/CP/1575		8G-3347	STRAIGHT PIN / STEEL HARD CHROME PLATED	Puller Hole --	TRACK-TYPE LOADER 973 973C

PRODUCT	REFERENCE NO.	Pin Type / Material Plating	Removal Aid / Feature Grease Passage	COMPATIBLE MODELS	
RI/CP/1576		248-8563	HEADED PIN / STEEL UNPLATED	No Puller Hole --	PIPELAYER 587R 587T
RI/CP/1577		2K-2816	STRAIGHT PIN / STEEL UNPLATED	No Puller Hole --	PIPELAYER 578 583H 583K 583R 583T PL83
RI/CP/1578		333-6648	FLAG PIN / STEEL HARD CHROME PLATED	Puller Hole --	WHEEL-TYPE LOADER 924K 930K
RI/CP/1579		347-8142	FLAG PIN / STEEL HARD CHROME PLATED	Puller Hole --	WHEEL-TYPE LOADER 924K 926M 930K 930M 938K 938M
RI/CP/1580		325-7651	FLAG PIN / STEEL HARD CHROME PLATED	Puller Hole --	
RI/CP/1581		240-1555	STRAIGHT PIN / STEEL UNPLATED	Puller Hole --	TRACK-TYPE TRACTOR D6K D6K LGP D6K XL D6K2 D6K2 LGP D6K2 XL, PIPELAYER PL61
RI/CP/1582		118-8271	HEADED PIN / STEEL UNPLATED	Puller Hole --	WHEEL-TYPE SKIDDER 525C 535C 545 545C, INTEGRATED TOOLCARRIER IT62G IT62G II IT62H, WHEEL-TYPE LOADER 950G 950G II 950H 950K 950L 950M 950M Z 962 962G 962G II 962H 962K 962L 962M 962M Z, FOREST PRODUCTS 543 HA770 HA771 HA870 HA871 TK370 TK371 TK380 TK381
RI/CP/1583		7P-6966	FLAG PIN / STEEL HARD CHROME PLATED	Puller Hole --	TRACK-TYPE LOADER 943 953 953B 953C
RI/CP/1584		232-1702	FLAG PIN / STEEL HARD CHROME PLATED	Puller Hole --	TRACK-TYPE LOADER 953C
RI/CP/1585		346-1657	FLAG PIN / STEEL HARD CHROME PLATED	Puller Hole --	WHEEL-TYPE LOADER 950H 950L 950M Z 962H 962L 962M Z













PRODUCT	REFERENCE NO.	Pin Type / Material Plating	Removal Aid / Feature Grease Passage	COMPATIBLE MODELS
RI/CP/1586		1V-8290 TAPERED HITCH PIN / STEEL UNPLATED	Puller Hole --	WHEEL-TYPE LOADER 992C 992D
RI/CP/1587		4S-7112 STRAIGHT PIN / STEEL UNPLATED	No Puller Hole --	PIPELAYER 594 594H
RI/CP/1588		8G-1099 FLAG PIN / STEEL HARD CHROME PLATED	Puller Hole --	TRACK-TYPE LOADER 943 953 953B 953C
RI/CP/1589		7I-0319 FLAG PIN / STEEL HARD CHROME PLATED	Puller Hole --	EXCAVATOR 375-A 375-A L 5080
RI/CP/1590		219-1360 FLAG PIN / STEEL UNPLATED	Puller Hole --	PRODUCTS 1190T 1290T 2391 2491 522 522B 532 552 552 2 TK722 TK732 TK752
RI/CP/1591		6J-1232 HEADED PIN / STEEL UNPLATED	No Puller Hole --	EARTHMOVING COMPACTOR 825 826B 826C, WHEEL DOZER 824 824C 824S 834 834B 834S 834U
RI/CP/1592		4T-1795 STRAIGHT PIN / STEEL UNPLATED	No Puller Hole --	EARTHMOVING COMPACTOR 826C 836, WHEEL DOZER 824C 824S 834B 834S 834U
RI/CP1593		9J-2364 STRAIGHT PIN / STEEL UNPLATED	Puller Hole None	TRACK-TYPE TRACTOR 10 10C 10S 10U 11 11SU 11U D10 D11N D11R, WHEEL DOZER 854G 854K
RI/CP/1594		291-1136 FLAG PIN / STEEL UNPLATED	Puller Hole --	PIPELAYER 583T 587R 587T PL83 PL87
RI/CP/1595		219-4881 FLAG PIN / STEEL HARD CHROME PLATED	Puller Hole --	EXPANDED MINING PRODUCTS MD6380, WHEEL DOZER 834H 834K













PRODUCT	REFERENCE NO.	Pin Type / Material Plating	Removal Aid / Feature Grease Passage	COMPATIBLE MODELS	
RI/CP/1596		7P-6887	FLAG PIN / STEEL HARD CHROME PLATED	Puller Hole --	TRACK-TYPE LOADER 963 963B 963C 963D 963K
RI/CP/1597		150-9632	FLAG PIN / STEEL UNPLATED	Puller Hole --	EARTHMOVING COMPACTOR 836G 836H 836K, WHEEL DOZER 834G 834H 834K
RI/CP/1598		7P-5082	FLAG PIN / STEEL HARD CHROME PLATED	Puller Hole Greased Through Pin	LOAD, HAUL, DUMP R1300 R1300G R1300G II R1600 R1600G R1600H R1700G R1700K R2900G, TRACK-TYPE LOADER 973 973C
RI/CP/1599		6J-8419	FLAG PIN / STEEL UNPLATED	No Puller Hole --	TRACK-TYPE TRACTOR 10 10C 10S 10U 183B 8D 8S 9 9D D10 D8K
RI/CP/1600		111-2104	FLAG PIN / STEEL UNPLATED	Puller Hole --	TRACK-TYPE TRACTOR 9 D9N D9R D9T D9 D9 GC
RI/CP/1601		7P-6961	STRAIGHT PIN / STEEL HARD CHROME PLATED	Puller Hole --	TRACK-TYPE LOADER 963
RI/CP/1602		136-9380	FLAG PIN / STEEL HARD CHROME PLATED	Puller Hole Greased Through Pin	WHEEL-TYPE LOADER 950 GC 950G 950G II 950H 950L 950M Z 962G 962G II 962H 962L 962M Z
RI/CP/1603		263-6690	STRAIGHT PIN / STEEL UNPLATED	Puller Hole --	WHEEL TRACTOR-SCRAPER 631G 631K 633E 633E II 637E 637G 637K 631E
RI/CP/1604		4V-3611	FLAG PIN / STEEL HARD CHROME PLATED	No Puller Hole --	WHEEL-TYPE LOADER 926 926E 928F G926
RI/CP/1605		347-8154	FLAG PIN / STEEL HARD CHROME PLATED	Puller Hole --	WHEEL-TYPE LOADER 938K 938M













PRODUCT	REFERENCE NO.	Pin Type / Material Plating	Removal Aid / Feature Grease Passage	COMPATIBLE MODELS	
RI/CP/1606		136-9371	FLAG PIN / STEEL HARD CHROME PLATED	No Puller Hole Greased Through Pin	INTEGRATED TOOLCARRIER IT62G IT62G II IT62H, WHEEL-TYPE LOADER 950G 950G II 950H 950L 950M Z 962G 962G II 962H 962L 962M Z, TRACK-TYPE LOADER 973K 973 973D
RI/CP/1607		7P-9113	FLAG PIN / STEEL HARD CHROME PLATED	Puller Hole --	TRACK-TYPE LOADER 943
RI/CP/1608		4Y-4341	FLAG PIN / STEEL HARD CHROME PLATED	Puller Hole --	WHEEL-TYPE LOADER 966F 970F
RI/CP/1609		9C-3581	FLAG PIN / STEEL HARD CHROME PLATED	Puller Hole Greased Through Pin	WHEEL-TYPE LOADER 966D 966E 966F 966F II 970F
RI/CP/1610		148-7874	FLAG PIN / STEEL HARD CHROME PLATED	Puller Hole --	WHEEL-TYPE LOADER 1999-12-01 00:00:00 924G 924GZ 924HZ
RI/CP/1611		247-1574	HEADED PIN / STEEL NICKEL PLATED	Puller Hole --	WHEEL-TYPE LOADER 993K
RI/CP/1612		130-5355	FLAG PIN / STEEL UNPLATED	No Puller Hole --	TRACK-TYPE TRACTOR D11R D11T
RI/CP/1613		138-6679	FLAG PIN / STEEL HARD CHROME PLATED	Puller Hole Greased Through Pin	WHEEL-TYPE LOADER 966G 966G II 966H 972G 972G II 972H
RI/CP/1614		156-9081	TAPERED HITCH PIN / STEEL UNPLATED	No Puller Hole --	OFF-HIGHWAY TRUCK 797
RI/CP/1615		197-0617	TAPERED HITCH PIN / STEEL UNPLATED	Puller Hole --	OFF-HIGHWAY TRUCK 795F AC 795F XQ 797 797B 797F



PRODUCT	REFERENCE NO.	Pin Type / Material Plating	Removal Aid / Feature Grease Passage	COMPATIBLE MODELS	
RI/CP/1616		132-0055	FLAG PIN / STEEL UNPLATED	Puller Hole --	TRACK-TYPE TRACTOR D11R D11T
					TRACK-TYPE TRACTOR 58 8 8A 8S 8U 9 DBL D9N D9R D9T D9 D9 GC
RI/CP/1617		4T-0204	FLAG PIN / STEEL UNPLATED	No Puller Hole --	TRACK-TYPE TRACTOR 58 8 8A 8S 8U 9 DBL D9N D9R D9T D9 D9 GC
					TRACK-TYPE TRACTOR 58 8 8A 8S 8U 9 DBL D9N D9R D9T D9 D9 GC
RI/CP/1618		360-2911	STRAIGHT PIN / STEEL HARD CHROME PLATED	No Puller Hole --	WHEEL-TYPE LOADER 988K 990K
					WHEEL-TYPE LOADER 988K 990K
RI/CP/1619		8R-6407	FLAG PIN / STEEL HARD CHROME PLATED	Puller Hole --	EXCAVATOR 225D 229D
					EXCAVATOR 225D 229D
RI/CP/1620		194-4606	FLAG PIN / STEEL HARD CHROME PLATED	No Puller Hole --	WHEELED EXCAVATOR M313C M313D M314F M315D2 M315F M317F
					WHEELED EXCAVATOR M313C M313D M314F M315D2 M315F M317F
RI/CP/1621		270-0597	FLAG PIN / STEEL UNPLATED	Puller Hole --	TRACK-TYPE TRACTOR D7E D7E LGP
					TRACK-TYPE TRACTOR D7E D7E LGP
RI/CP/1622		265-1099	STRAIGHT PIN / STEEL HARD CHROME PLATED	Puller Hole None	MOTOR GRADER 16 16M 16M3 18 18M3
					MOTOR GRADER 16 16M 16M3 18 18M3
RI/CP/1623		8D-3246	STRAIGHT PIN / STEEL HARD CHROME PLATED	Puller Hole --	MOTOR GRADER 16G 16H 16H NA
					MOTOR GRADER 16G 16H 16H NA
RI/CP/1624		6W-4341	FLAG PIN / STEEL HARD CHROME PLATED	Puller Hole --	EXCAVATOR 235B 235C 235D
					EXCAVATOR 235B 235C 235D
RI/CP/1625		8V-5424	FLAG PIN / STEEL HARD CHROME PLATED	Puller Hole --	EXCAVATOR 235 235B
					EXCAVATOR 235 235B































PRODUCT		REFERENCE NO.	Pin Type / Material Plating	Removal Aid / Feature Grease Passage	COMPATIBLE MODELS
RI/CP/1626		395-7015	FLAG PIN / STEEL NICKEL PLATED	Puller Hole None	MATERIAL HANDLER MH3059
RI/CP/1627		146-8000	FLAG PIN / STEEL HARD CHROME PLATED	No Puller Hole --	WHEEL-TYPE LOADER 2007-09-21 19:06:03 1999-12-01 00:00:00 924G 924H 930G 930H
RI/CP/1628		204-3397	STRAIGHT PIN / STEEL HARD CHROME PLATED	Puller Hole --	EXCAVATOR 345B 345B II 345B L
RI/CP/1629		247-1575	HEADED PIN / STEEL NICKEL PLATED	No Puller Hole --	WHEEL-TYPE LOADER 993K 992
RI/CP/1630		265-9695	STRAIGHT PIN / STEEL UNPLATED	Puller Hole --	TRACK-TYPE TRACTOR D7E D7E LGP
RI/CP/1631		146-8019	FLAG PIN / STEEL HARD CHROME PLATED	Puller Hole --	WHEEL-TYPE LOADER 1999-12-01 00:00:00 924G 924H
RI/CP/1632		5G-9467	FLAG PIN / STEEL HARD CHROME PLATED	Puller Hole --	TRACK-TYPE LOADER 973 973K 973C 973D
RI/CP/1633		7P-3209	FLAG PIN / STEEL HARD CHROME PLATED	Puller Hole --	TRACK-TYPE LOADER 973 973C 973D 973K
RI/CP/1634		3T-7566	STRAIGHT PIN / STEEL UNPLATED	Puller Hole --	TRACK-TYPE TRACTOR 10 10SU 10U 58 58L 59 59L 59N 8 8A 8S 8U 9 9C 9S 9SU 9U D10N D10R D8L D9L D9N D9R D9T D9 D9 GC
RI/CP/1635		124-3820	HEADED PIN / STEEL NICKEL PLATED	No Puller Hole --	WHEEL-TYPE LOADER 992G 992K 994 994D 994F 994H 994K, WHEEL DOZER 854G 854K













PRODUCT	REFERENCE NO.	Pin Type / Material Plating	Removal Aid / Feature Grease Passage	COMPATIBLE MODELS
RI/CP/1636		5K-3497 TAPERED HITCH PIN / STEEL UNPLATED	Puller Hole --	WHEEL-TYPE LOADER 980 980B, MOTOR GRADER 16G
RI/CP/1637		232-5320 FLAG PIN / STEEL HARD CHROME PLATED	Puller Hole --	TRACK-TYPE LOADER 973 973K 973C 973D
RI/CP/1638		124-3242 TAPERED HITCH PIN / STEEL UNPLATED	Puller Hole --	MOTOR GRADER 16G 16H 16H NA
RI/CP/1639		232-4473 FLAG PIN / STEEL HARD CHROME PLATED	No Puller Hole Greased Through Pin	TRACK-TYPE LOADER 963 963C 963D 963K
RI/CP/1640		235-7391 FLAG PIN / STEEL HARD CHROME PLATED	No Puller Hole None	WHEEL-TYPE LOADER 2007-09-21 19:06:03 930G 930H
RI/CP/1641		235-7396 FLAG PIN / STEEL HARD CHROME PLATED	No Puller Hole --	WHEEL-TYPE LOADER 2007-09-21 19:06:03 930G 930H
RI/CP/1642		283-3124 STRAIGHT PIN / STEEL UNPLATED	No Puller Hole --	EXCAVATOR 320D 320D L 324D L 325B L 325C 325D L 329D L
RI/CP/1643		146-8009 STRAIGHT PIN / STEEL HARD CHROME PLATED	No Puller Hole --	WHEEL-TYPE LOADER 1999-12-01 00:00:00 924G 924H
RI/CP/1644		9Z-9304 STRAIGHT PIN / STEEL UNPLATED	No Puller Hole --	TRACK-TYPE TRACTOR D9 D9R D9T
RI/CP/1645		201-9080 FLAG PIN / STEEL UNPLATED	No Puller Hole --	WORK TOOL G145B G165B G185B













PRODUCT		REFERENCE NO.	Pin Type / Material Plating	Removal Aid / Feature Grease Passage	COMPATIBLE MODELS
RI/CP/1646		320-6391	FLAG PIN / STEEL UNPLATED	No Puller Hole --	WORK TOOL G145B G149 G165B G174 G185B
		284-8164	FLAG PIN / STEEL HARD CHROME PLATED	Puller Hole --	
RI/CP/1647		284-8164	FLAG PIN / STEEL HARD CHROME PLATED	Puller Hole --	
RI/CP/1648		4T-0205	FLAG PIN / STEEL UNPLATED	No Puller Hole --	TRACK-TYPE TRACTOR 58 8 8A 8S 8U D8L
		9G-3162	STRAIGHT PIN / STEEL UNPLATED	Puller Hole --	PIPELAYER 578 589
RI/CP/1649		9G-3162	STRAIGHT PIN / STEEL UNPLATED	Puller Hole --	PIPELAYER 578 589
RI/CP/1650		246-2354	FLAG PIN / STEEL HARD CHROME PLATED	Puller Hole --	FOREST PRODUCTS 1390 2590 541 541 2 551 552 552 2 TK741 TK751 TK752
		458-4633	FLAG PIN / STEEL HARD CHROME PLATED	No Puller Hole None	
RI/CP/1651		458-4633	FLAG PIN / STEEL HARD CHROME PLATED	No Puller Hole None	
RI/CP/1652		173-8102	HEADED PIN / STEEL HARD CHROME PLATED	No Puller Hole --	EXCAVATOR 385B 385C 385C L 390D 390D L 390F 390F L
		197-7478	FLAG PIN / STEEL HARD CHROME PLATED	Puller Hole --	WHEELED EXCAVATOR M315C M315D M316C M316D M316F M317D2 M318F M323F
RI/CP/1653		197-7478	FLAG PIN / STEEL HARD CHROME PLATED	Puller Hole --	WHEELED EXCAVATOR M315C M315D M316C M316D M316F M317D2 M318F M323F
RI/CP/1654		198-6325	FLAG PIN / STEEL HARD CHROME PLATED	Puller Hole --	WHEELED EXCAVATOR M313C M313D M314F M315D2 M315F M317F
		222-0693	FLAG PIN / STEEL HARD CHROME PLATED	No Puller Hole --	
RI/CP/1655		222-0693	FLAG PIN / STEEL HARD CHROME PLATED	No Puller Hole --	












PRODUCT	REFERENCE NO.	Pin Type / Material Plating	Removal Aid / Feature Grease Passage	COMPATIBLE MODELS
RI/CP/1656		303-8863 FLAG PIN / STEEL HARD CHROME PLATED	No Puller Hole None	EXCAVATOR 315D L
RI/CP/1657		192-3550 FLAG PIN / STEEL UNPLATED	No Puller Hole --	MINI HYDRAULIC EXCAVATOR 304 305
RI/CP/1658		211-0499 STRAIGHT PIN / STEEL UNPLATED	No Puller Hole --	 TRACK-TYPE TRACTOR 9 9D D11 D11R D11T
RI/CP/1659		6J-8422 FLAG PIN / STEEL UNPLATED	No Puller Hole --	
RI/CP/1660		237-1097 FLAG PIN / STEEL HARD CHROME PLATED	No Puller Hole --	
RI/CP/1661		287-1842 FLAG PIN / STEEL HARD CHROME PLATED	No Puller Hole --	EXCAVATOR 315D L 319D 319D L 319D LN
RI/CP/1662		148-3217 FLAG PIN / STEEL HARD CHROME PLATED	No Puller Hole --	EXCAVATOR 318B 318B N 318C 319C
RI/CP1663		222-0698 FLAG PIN / STEEL HARD CHROME PLATED	No Puller Hole --	EXCAVATOR 318C 319C
RI/CP/1664		267-0039 FLAG PIN / STEEL HARD CHROME PLATED	No Puller Hole --	EXCAVATOR 316E L 316F 316F L 318E L 318F 318F L 319D L 319D LN 317
RI/CP/1665		303-8865 FLAG PIN / STEEL HARD CHROME PLATED	No Puller Hole --	EXCAVATOR 319D L 319D LN











PRODUCT	REFERENCE NO.	Pin Type / Material Plating	Removal Aid / Feature Grease Passage	COMPATIBLE MODELS	
RI/CP/1666		269-5314	FLAG PIN / STEEL UNPLATED	Puller Hole --	FOREST PRODUCTS 1190T 1290T 2391 2491 522 532 TK722 TK732 TK752
RI/CP/1667		340-2473	FLAG PIN / STEEL UNPLATED	Puller Hole --	FOREST PRODUCTS 1290T 2391 2491 522 522B 532 552 552.2 TK752
RI/CP/1668		188-1361	FLAG PIN / STEEL HARD CHROME PLATED	Puller Hole --	WHEELED EXCAVATOR M318C M318C MH M318D M318D MH M320D2 M320F M322D2 MH, MATERIAL HANDLER MH3022 MH3024
RI/CP/1669		279-4076	FLAG PIN / STEEL HARD CHROME PLATED	Puller Hole --	WORK TOOL QUICK COUP BUCKET PIN GRAB, EXCAVATOR 320D 320D L 324D L 324E L 325D L 329D L 329E L 330
RI/CP/1670		246-2364	HEADED PIN / STEEL HARD CHROME PLATED	Puller Hole --	FOREST PRODUCTS 1390 2590 541 541.2 551 552 552.2 TK741 TK751 TK752
RI/CP/1671		269-1635	FLAG PIN / STEEL HARD CHROME PLATED	No Puller Hole --	
RI/CP/1672		223-7313	FLAG PIN / STEEL HARD CHROME PLATED	No Puller Hole --	
RI/CP/1673		264-1702	FLAG PIN / STEEL HARD CHROME PLATED	Puller Hole None	EXCAVATOR 320 320 GC 320D3 325 320D2 320D2 FM 320D2 GC 320D2 L 320D3 GC 320E L 320E LN 320F L 321D LCR 323 323D 323D L 323D LN 323D S 323D SA 323D2 323D2 L 323D3 323E L 323E LN 323E SA 323F 323F LN 323F OEM 323F SA 325F 325F LCR 320D 320D FM 320D FM RR 320D GC 320D L 320D LN 320D LRR 320D RR
RI/CP/1674		102-3196	FLAG PIN / STEEL HARD CHROME PLATED	Puller Hole --	EXCAVATOR 322 L 322 LN 322-A 322-A L 322-A LN 322-A N 322B 322B L 322B LN 322C 322C FM 322N 330C FM 330D FM 336E L 568 FM 568 FM LL
RI/CP/1675		250-2410	FLAG PIN / STEEL HARD CHROME PLATED	Puller Hole --	EXCAVATOR 322C 322C FM
















PRODUCT	REFERENCE NO.	Pin Type / Material Plating	Removal Aid / Feature Grease Passage	COMPATIBLE MODELS
RI/CP/1676 	202-3167	FLAG PIN / STEEL HARD CHROME PLATED	Puller Hole --	WHEELED EXCAVATOR M322C M322D M322D MH M322D2 M322F M324D2 MH, MATERIAL HANDLER MH3024 MH3026
RI/CP/1677 	7Y-6620	FLAG PIN / STEEL HARD CHROME PLATED	Puller Hole None	EXCAVATOR 330 330B L 330F 330F L 330F LN 322 L 322-A L 322B 322B L 322C 322C FM 324D 324D L 324E L 324E LN 325 L 325-A 325-A FM L 325-A L 325B L 325C 325C L 325D 325D L 326 326D2 326D2 L 326F 326F L 326F LN 329D 329D L 329D2 329D2 L 329E 329E L 329F L 333
RI/CP/1678 	290-5879	FLAG PIN / STEEL UNPLATED	Puller Hole --	EXCAVATOR 326 320D 320D L 320D LRR 320D RR 324D 324D L 325D 325D L 326D2 L 328D LCR 329D 329D L 329D2 329D2 L
RI/CP/1679 	340-9520	FLAG PIN / STEEL HARD CHROME PLATED	No Puller Hole None	
RI/CP/1680 	8X-0564	STRAIGHT PIN / STEEL UNPLATED	Puller Hole --	
RI/CP/1681 	188-4033	STRAIGHT PIN / STEEL UNPLATED	No Puller Hole --	WHEELED EXCAVATOR M325B W330B, EXCAVATOR 320C FM 325C 330B L 330C MH
RI/CP/1682 	395-4854	FLAG PIN / STEEL NICKEL PLATED	No Puller Hole --	MATERIAL HANDLER MH3037
RI/CP1683 	157-3555	STRAIGHT PIN / STEEL UNPLATED	No Puller Hole --	WORK TOOL HEX-WEDGE, EXCAVATOR 325D L 330B L 330C FM 330C L 330C MH 330D L
RI/CP/1684 	294-1545	FLAG PIN / STEEL HARD CHROME PLATED	Puller Hole Greased Through Pin	EXCAVATOR 374D L 374F 374F L
RI/CP/1685 	290-5884	FLAG PIN / STEEL UNPLATED	Puller Hole --	EXCAVATOR 340 336 336 GC 324D 324D L 325D 325D L 329E L 330D 330D L 336D 336D L 336D2 336D2 L 336E L 336E LH 336E LN















PRODUCT	REFERENCE NO.	Pin Type / Material Plating	Removal Aid / Feature Grease Passage	COMPATIBLE MODELS
RI/CP/1686		200-4843 STRAIGHT PIN / STEEL HARD CHROME PLATED	Puller Hole --	WHEELED EXCAVATOR M316C M315D M316D M316F M317D2 M318F M323F M315C
RI/CP/1687		206-9499 STRAIGHT PIN / STEEL HARD CHROME PLATED	Puller Hole --	WHEELED EXCAVATOR M313C M313D M314F M315C M315D M315F M316C M316D M316F M317F M318F
RI/CP/1688		105-4739 HEADED PIN / STEEL HARD CHROME PLATED	Puller Hole --	EXCAVATOR 325 L 325-A 325-A FM L 325-B L 330 L 330-A 330-A L 330-A L 330B L
RI/CP/1689		320-4597 STRAIGHT PIN / STEEL UNPLATED	No Puller Hole --	WHEEL TRACTOR-SCRAPER TS180 TS185 TS220 TS225
RI/CP/1690		194-9398 STRAIGHT PIN / STEEL HARD CHROME PLATED	Puller Hole --	WHEELED EXCAVATOR M318C M318C MH M318D MH M322D2 MH, MATERIAL HANDLER MH3022 MH3024
RI/CP/1691		188-3761 FLAG PIN / STEEL HARD CHROME PLATED	Puller Hole --	WHEELED EXCAVATOR M318C M318D M320D2 M320F, MATERIAL HANDLER MH3022 MH3024
RI/CP/1692		245-6386 FLAG PIN / STEEL HARD CHROME PLATED	Puller Hole --	WHEELED EXCAVATOR M318C M318C MH M318D MH M322D2 MH
RI/CP1693		180-7718 FLAG PIN / STEEL HARD CHROME PLATED	Puller Hole --	EXCAVATOR 315C 318C 319C
RI/CP/1694		303-8860 FLAG PIN / STEEL HARD CHROME PLATED	Puller Hole --	EXCAVATOR 315D L 319D L 319D LN
RI/CP/1695		346-4875 FLAG PIN / STEEL HARD CHROME PLATED	Puller Hole None	











PRODUCT	REFERENCE NO.	Pin Type / Material Plating	Removal Aid / Feature Grease Passage	COMPATIBLE MODELS
RI/CP/1696 	107-9732	FLAG PIN / STEEL HARD CHROME PLATED	Puller Hole --	EXCAVATOR 315-A 315-A L 315B 315B FM L 315B L 317 N 317-A 317-A N 317B L 317B LN 318B 318B N 318C
RI/CP/1697 	222-0696	FLAG PIN / STEEL HARD CHROME PLATED	No Puller Hole --	EXCAVATOR 318C 319C
RI/CP/1698 	216-2148	STRAIGHT PIN / STEEL HARD CHROME PLATED	Puller Hole --	WHEELED EXCAVATOR M322C M322D M322D MH M324D2 MH, MATERIAL HANDLER MH3024 MH3026
RI/CP/1699 	240-7261	FLAG PIN / STEEL UNPLATED	No Puller Hole --	
RI/CP/1700 	41-6722	STRAIGHT PIN / STEEL HARD CHROME PLATED	Puller Hole None	WORK TOOL PIN GRAB, EXCAVATOR 345B 345B II 345B L 350 L 350-A 350-A L 365B 365B II 365BL
RI/CP/1701 	376-2033	FLAG PIN / STEEL HARD CHROME PLATED	Puller Hole None	
RI/CP/1702 	237-1099	FLAG PIN / STEEL HARD CHROME PLATED	Puller Hole --	
RI/CP/1703 	269-1628	FLAG PIN / STEEL HARD CHROME PLATED	Puller Hole --	
RI/CP/1704 	260-2492	FLAG PIN / STEEL ZINC PLATED	Puller Hole --	EXCAVATOR 320D 320D L 320D LRR 320D RR 323D L 323D LN 323D S
RI/CP/1705 	284-8157	STRAIGHT PIN / STEEL HARD CHROME PLATED	Puller Hole --	















PRODUCT	REFERENCE NO.	Pin Type / Material Plating	Removal Aid / Feature Grease Passage	COMPATIBLE MODELS
RI/CP/1706		315-0909 FLAG PIN / STEEL HARD CHROME PLATED	Puller Hole --	EXCAVATOR 321D LCR
RI/CP/1707		239-6038 STRAIGHT PIN / STEEL HARD CHROME PLATED	No Puller Hole --	
RI/CP/1708		250-2400 FLAG PIN / STEEL HARD CHROME PLATED	No Puller Hole --	EXCAVATOR 321C
RI/CP/1709		223-8652 FLAG PIN / STEEL HARD CHROME PLATED	Puller Hole --	
RI/CP/1710		198-6319 FLAG PIN / STEEL HARD CHROME PLATED	Puller Hole --	WHEELED EXCAVATOR M322C M322D M322D MH M322D2 M322F M324D2 MH, MATERIAL HANDLER MH3024 MH3026
RI/CP/1711		171-6904 FLAG PIN / STEEL UNPLATED	No Puller Hole --	
RI/CP/1712		147-8866 STRAIGHT PIN / STEEL HARD CHROME PLATED	Puller Hole --	WHEELED EXCAVATOR W345B II, EXCAVATOR 345B 345B II 345B II MH
RI/CP1713		358-8745 STRAIGHT PIN / STEEL UNPLATED	No Puller Hole --	WORK TOOL G130B
RI/CP/1714		281-5331 HEADED PIN / STEEL HARD CHROME PLATED	No Puller Hole --	EXCAVATOR 328D LCR
RI/CP/1715		281-0898 FLAG PIN / STEEL UNPLATED	No Puller Hole None	MINI HYDRAULIC EXCAVATOR 304C CR 305.5D 305.5E 305.5E2 305.5E2 CR 305C CR 305D CR 305E 305E2 305E2 CR














PRODUCT	REFERENCE NO.	Pin Type / Material Plating	Removal Aid / Feature Grease Passage	COMPATIBLE MODELS	
RI/CP/1716		281-0901	STRAIGHT PIN / STEEL UNPLATED	No Puller Hole None	MINI HYDRAULIC EXCAVATOR 305C CR 305D CR 305E 305E2 305E2 CR 304C CR 305.5D 305.5E 305.5E2 305.5E2 CR
RI/CP/1717		273-1369	FLAG PIN / STEEL HARD CHROME PLATED	Puller Hole --	
RI/CP/1718		153-1704	FLAG PIN / STEEL HARD CHROME PLATED	Puller Hole --	EXCAVATOR 318B 318B N 318C 319C 319D 319D L 319D LN
RI/CP/1719		270-0598	FLAG PIN / STEEL UNPLATED	Puller Hole --	TRACK-TYPE TRACTOR D7E D7E LGP
RI/CP/1720		4E-9375	STRAIGHT PIN / STEEL HARD CHROME PLATED	No Puller Hole --	EXCAVATOR 365B 365C 385B 385C 385C FS 5080 5090B
RI/CP/1721		4E-8726	STRAIGHT PIN / STEEL HARD CHROME PLATED	Puller Hole --	EXCAVATOR 365B 365C 385C 385C FS 385C L MH 5080 5090B
RI/CP/1722		219-1378	COLLET PIN / STEEL UNPLATED	No Puller Hole --	FOREST PRODUCTS 1190T 1290T 2391 2491 522 522B 532 552 552 2 TK722 TK732 TK752
RI/CP1723		313-4124	FLAG PIN / STEEL HARD CHROME PLATED	No Puller Hole --	TRACK-TYPE TRACTOR D11R D11T
RI/CP/1724		284-8152	FLAG PIN / STEEL HARD CHROME PLATED	Puller Hole --	
RI/CP/1725		4E-8080	FLAG PIN / STEEL HARD CHROME PLATED	Puller Hole --	WHEEL-TYPE LOADER 990 990 II 990H 990K 992G 992K 992, WHEEL DOZER 844 844H 844K 854G 854K













PRODUCT	REFERENCE NO.	Pin Type / Material Plating	Removal Aid / Feature Grease Passage	COMPATIBLE MODELS
RI/CP/1726		169-6049 HEADED PIN / STEEL UNPLATED	No Puller Hole --	WORK TOOL MP15 VT30
RI/CP/1727		301-6951 TAPERED HITCH PIN / STEEL UNPLATED	Puller Hole --	ARTICULATED DUMP TRUCK 735 735 OEM 735B 735C 740 740 GC 740B 740C 745 745C
RI/CP/1728		300-3930 TAPERED HITCH PIN / STEEL UNPLATED	Puller Hole --	ARTICULATED DUMP TRUCK 735 740
RI/CP/1729		134-5784 HEADED PIN / STEEL ZINC PLATED	No Puller Hole --	
RI/CP/1730		8X-5047 STRAIGHT PIN / STEEL UNPLATED	No Puller Hole --	OFF-HIGHWAY TRUCK 793 793B 793C 793D 793F
RI/CP/1731		279-9648 STRAIGHT PIN / STEEL NICKEL PLATED	No Puller Hole --	OFF-HIGHWAY TRUCK 793F 793 793F AC 793F CMD 793F OEM 793F XQ 795F AC 795F XQ
RI/CP/1732		8X-1080 STRAIGHT PIN / STEEL UNPLATED	Puller Hole --	WHEEL TRACTOR-SCRAPER 631E 631G 631K 633E 633E II 637E 637G 637K
RI/CP/1733		324-7094 FLAG PIN / STEEL HARD CHROME PLATED	No Puller Hole --	MINI HYDRAULIC EXCAVATOR 308 308D 308E2 CR 309
RI/CP/1734		4V-0219 COLLET PIN / STEEL HARD CHROME PLATED	Puller Hole --	WHEEL-TYPE LOADER 988B
RI/CP/1735		4V-2121 COLLET PIN / STEEL HARD CHROME PLATED	Puller Hole None	WHEEL-TYPE LOADER 988B 988F 988F II, LOAD, HAUL, DUMP R1300 R1300G R1300G II














PRODUCT	REFERENCE NO.	Pin Type / Material Plating	Removal Aid / Feature Grease Passage	COMPATIBLE MODELS	
RI/CP/1736		4V-0221	STRAIGHT PIN / STEEL HARD CHROME PLATED	Puller Hole --	 WORK TOOL MP20 VT40
RI/CP/1737		170-3660	HEADED PIN / STEEL UNPLATED	No Puller Hole --	
RI/CP/1738		253-5374	STRAIGHT PIN / STEEL HARD CHROME PLATED	Puller Hole None	WHEELED EXCAVATOR W345C MH, EXCAVATOR 345C 345C L 345C MH, MATERIAL HANDLER MH3260 WHEEL TRACTOR-SCRAPER 631K 637K
RI/CP/1739		384-3420	STRAIGHT PIN / STEEL UNPLATED	No Puller Hole None	
RI/CP/1740		166-1589	FLAG PIN / STEEL HARD CHROME PLATED	Puller Hole --	EXCAVATOR 340 340F 340F L UHD 365B 365B II 365B L 365C 365C L
RI/CP/1741		354-4238	FLAG PIN / STEEL HARD CHROME PLATED	Puller Hole None	EXCAVATOR 349E L 349E L VG 349F L 352F-VG
RI/CP/1742		289-5985	FLAG PIN / STEEL HARD CHROME PLATED	Puller Hole --	EXCAVATOR 336D L 345B II 345B L 345C 345D L WORK TOOL PIN GRAB, EXCAVATOR 336D L 345C 345D 345D L 349E 349E L 349E L VG
RI/CP/1743		307-0607	FLAG PIN / STEEL HARD CHROME PLATED	Puller Hole --	MATERIAL HANDLER MH3260
RI/CP/1744		376-2039	FLAG PIN / STEEL HARD CHROME PLATED	Puller Hole None	
RI/CP/1745		375-9798	FLAG PIN / STEEL HARD CHROME PLATED	Puller Hole --	













PRODUCT	REFERENCE NO.	Pin Type / Material Plating	Removal Aid / Feature Grease Passage	COMPATIBLE MODELS	
RI/CP/1746		269-1498	FLAG PIN / STEEL HARD CHROME PLATED	No Puller Hole --	EXCAVATOR 328D LCR
RI/CP/1747		284-8180	FLAG PIN / STEEL HARD CHROME PLATED	Puller Hole --	
RI/CP/1748		481-7059	FLAG PIN / STEEL UNPLATED	Puller Hole --	
RI/CP/1749		282-8694	STRAIGHT PIN / STEEL HARD CHROME PLATED	No Puller Hole --	TRACK-TYPE LOADER 973 973D 973K
RI/CP/1750		481-7062	STRAIGHT PIN / STEEL UNPLATED	No Puller Hole --	
RI/CP/1751		170-3661	HEADED PIN / STEEL UNPLATED	No Puller Hole --	WORK TOOL MP20 P225 P325 S325 VHC-40 VHP-40 VHS-40 VT40
RI/CP/1752		117-2171	STRAIGHT PIN / STEEL UNPLATED	Puller Hole --	MOTOR GRADER 24 24H 24M
RI/CP1753		134-9031	FLAG PIN / STEEL HARD CHROME PLATED	Puller Hole --	EXCAVATOR 345B 345B II 345B L 345C 345C L 345D 345D L 345D L VG 349D 349D L 349D2 349D2 L 349E 349E L 349E L VG 349F 349F L 349F LXE 352 352 UHD 352F 352F XE VG 352F-VG 365B 365C L MH 385C L MH, MATERIAL HANDLER MH3295
RI/CP/1754		186-9312	HEADED PIN / STEEL UNPLATED	Handle --	LOAD, HAUL, DUMP R1600 R1600G R1600H
RI/CP/1755		194-3857	STRAIGHT PIN / STEEL UNPLATED	Puller Hole --	MOTOR GRADER 24H 24M
























PRODUCT	REFERENCE NO.	Pin Type / Material Plating	Removal Aid / Feature Grease Passage	COMPATIBLE MODELS	
RI/CP/1756		233-0924	STRAIGHT PIN / STEEL UNPLATED	No Puller Hole None	LOAD, HAUL, DUMP R2900 R2900G
RI/CP/1757		188-3354	FLAG PIN / STEEL HARD CHROME PLATED	Puller Hole --	WHEELED EXCAVATOR M318C M318C MH M318D M318D MH M320D2 M320F M322D2 MH, MATERIAL HANDLER MH3022 MH3024
RI/CP/1758		197-7784	FLAG PIN / STEEL HARD CHROME PLATED	Puller Hole --	WHEELED EXCAVATOR M315C M315D M316C M316D M316F M317D2 M318F M323F
RI/CP/1759		190-5296	FLAG PIN / STEEL HARD CHROME PLATED	Puller Hole --	WHEELED EXCAVATOR M313C M313D M314F M315D2 M315F M317F
RI/CP/1760		470-2239	FLAG PIN / STEEL HARD CHROME PLATED	Puller Hole --	
RI/CP/1761		248-1674	FLAG PIN / STEEL HARD CHROME PLATED	Puller Hole --	EXCAVATOR 326 326D2 326D2 L 326F 326F L 326F LN 336E L 324D 324D L 324D LN 324E L 324E LN
RI/CP/1762		340-9510	FLAG PIN / STEEL HARD CHROME PLATED	Puller Hole --	
RI/CP/1763		470-2237	FLAG PIN / STEEL HARD CHROME PLATED	Puller Hole --	
RI/CP/1764		251-2537	FLAG PIN / STEEL HARD CHROME PLATED	Puller Hole --	EXCAVATOR 324D 324D FM 324D L 324D LN 326D L 326D2 326D2 L
RI/CP/1765		234-3803	FLAG PIN / STEEL HARD CHROME PLATED	Puller Hole None	EXCAVATOR 325C 325C L 325D 325D FM 325D L 328D LCR 329D 329D L 329D LN 329D2 329D2 L 330D2 330D2 L









PRODUCT	REFERENCE NO.	Pin Type / Material Plating	Removal Aid / Feature Grease Passage	COMPATIBLE MODELS
RI/CP/1766		250-2415 FLAG PIN / STEEL HARD CHROME PLATED	Puller Hole None	EXCAVATOR 320C 325C 325C L 325D 325D L 329D L 329D LN 330C
RI/CP/1767		241-7999 FLAG PIN / STEEL UNPLATED	No Puller Hole None	
RI/CP/1768		141-3477 HEADED PIN / STEEL HARD CHROME PLATED	Puller Hole --	EXCAVATOR 345B 345B II 345B II MH 345B L 365B II 385B
RI/CP/1769		205-4338 FLAG PIN / STEEL HARD CHROME PLATED	No Puller Hole --	WHEELED EXCAVATOR M325B, EXCAVATOR 325B L 325C 325C L 325D MH
RI/CP/1770		287-0468 STRAIGHT PIN / STEEL UNPLATED	No Puller Hole --	WORK TOOL HEX-WEDGE, EXCAVATOR 330D L
RI/CP/1771		41-4804 STRAIGHT PIN / STEEL HARD CHROME PLATED	Puller Hole --	EXCAVATOR 325 L 325-A 325-A L 330 L 330 LN 330-A 330-A L 330-A L 330-A LN 330B 330B L 330B LN
RI/CP/1772		201-2837 HEADED PIN / STEEL HARD CHROME PLATED	Puller Hole --	EXCAVATOR 330C 330C L 330C LN
RI/CP/1773		41-5014 HEADED PIN / STEEL HARD CHROME PLATED	Puller Hole --	EXCAVATOR 350 L 350-A 350-A L
RI/CP/1774		290-5882 FLAG PIN / STEEL UNPLATED	Puller Hole --	EXCAVATOR 340 336 336 GC 324D 324D L 325D 325D L 329E L 330D 330D L 336D 336D L 336D2 336D2 L 336E L 336E LH 336E LN
RI/CP/1775		341-9086 FLAG PIN / STEEL HARD CHROME PLATED	Puller Hole None	












PRODUCT	REFERENCE NO.	Pin Type / Material Plating	Removal Aid / Feature Grease Passage	COMPATIBLE MODELS
RI/CP/1776		337-6613 STRAIGHT PIN / STEEL UNPLATED	No Puller Hole --	 WHEELED EXCAVATOR M318C M318C MH M318D M318D MH M320D2 M320F M322D2 MH, MATERIAL HANDLER MH3022 MH3024
RI/CP/1777		188-3351 STRAIGHT PIN / STEEL HARD CHROME PLATED	No Puller Hole --	WHEELED EXCAVATOR W345B II, EXCAVATOR 345B II MH
RI/CP/1778		216-9688 STRAIGHT PIN / STEEL UNPLATED	No Puller Hole --	EXCAVATOR 352 336D 345C 345D L 349
RI/CP/1779		301-0054 FLAG PIN / STEEL UNPLATED	Puller Hole None	WHEELED EXCAVATOR M325C MH, EXCAVATOR M325D MH, MATERIAL HANDLER M325D L MH
RI/CP/1780		229-5247 FLAG PIN / STEEL HARD CHROME PLATED	Puller Hole --	EXCAVATOR 365B 365B II 365B L 365C 365C L 374D L 374F 374F L 385B 385C 385C L
RI/CP/1781		212-2896 FLAG PIN / STEEL HARD CHROME PLATED	Puller Hole Greased Through Pin	
RI/CP/1782		267-8534 STRAIGHT PIN / STEEL UNPLATED	No Puller Hole --	 FOREST PRODUCTS 1190 1190T 1290T 2290 2390 2391 2491 511 521 521B 522 522B 532 TK711 TK721 TK722 TK732
RI/CP1783		212-8024 FLAG PIN / STEEL HARD CHROME PLATED	No Puller Hole --	EXCAVATOR 365B 365B II 365B L 375-A 375-A L 5080
RI/CP/1784		7Y-9907 HEADED PIN / STEEL HARD CHROME PLATED	No Puller Hole --	EXCAVATOR 330C 330C L 330C MH 330D MH, MATERIAL HANDLER MH3250
RI/CP/1785		223-9975 STRAIGHT PIN / STEEL HARD CHROME PLATED	Puller Hole None	











PRODUCT	REFERENCE NO.	Pin Type / Material Plating	Removal Aid / Feature Grease Passage	COMPATIBLE MODELS
RI/CP/1786 	163-3491	STRAIGHT PIN / STEEL HARD CHROME PLATED	Puller Hole --	EXCAVATOR 345B 345B II 345B L 350 L 350-A 350-A L
RI/CP/1787 	286-1364	FLAG PIN / STEEL UNPLATED	No Puller Hole --	EXCAVATOR 330D
RI/CP/1788 	484-2719	FLAG PIN / STEEL HARD CHROME PLATED	Puller Hole --	WORK TOOL HYDRAULIC
RI/CP/1789 	205-4668	STRAIGHT PIN / STEEL HARD CHROME PLATED	Puller Hole --	WHEELED EXCAVATOR M325B, EXCAVATOR 320C 325B L 325C 325C L 325D MH 330C
RI/CP/1790 	470-2234	FLAG PIN / STEEL HARD CHROME PLATED	Puller Hole --	
RI/CP/1791 	285-0568	FLAG PIN / STEEL HARD CHROME PLATED	Puller Hole --	
RI/CP/1792 	234-3019	FLAG PIN / STEEL HARD CHROME PLATED	Puller Hole --	FOREST PRODUCTS 1390 2590 541 541 2 551 552 552 2 TK741 TK751 TK752
RI/CP/1793 	260-2390	FLAG PIN / STEEL HARD CHROME PLATED	Puller Hole --	EXCAVATOR 324D 324D FM 324D FM LL 324D L 324D LN 326D L 326D2 326D2 L
RI/CP/1794 	250-2406	FLAG PIN / STEEL HARD CHROME PLATED	Puller Hole --	EXCAVATOR 322C, FOREST PRODUCTS 322C
RI/CP/1795 	241-7982	FLAG PIN / STEEL HARD CHROME PLATED	Puller Hole --	

PRODUCT	REFERENCE NO.	Pin Type / Material Plating	Removal Aid / Feature Grease Passage	COMPATIBLE MODELS
RI/CP/1796		7Y-9946 STRAIGHT PIN / STEEL HARD CHROME PLATED	Puller Hole None	EXCAVATOR 365B 365B II 365B L 375-A 375-A L 5080
RI/CP/1797		358-8747 STRAIGHT PIN / STEEL UNPLATED	No Puller Hole --	WORK TOOL G130B
RI/CP/1798		358-8750 STRAIGHT PIN / STEEL UNPLATED	No Puller Hole --	WORK TOOL G145B
RI/CP/1799		235-9866 STRAIGHT PIN / STEEL UNPLATED	No Puller Hole --	LOAD, HAUL, DUMP R1700G
RI/CP/1800		284-8158 FLAG PIN / STEEL HARD CHROME PLATED	Puller Hole None	
RI/CP/1801		477-3650 STRAIGHT PIN / STEEL UNPLATED	Puller Hole --	
RI/CP/1802		251-9832 HEADED PIN / STEEL UNPLATED	No Puller Hole --	TRACK-TYPE TRACTOR D5R2 D6GC D6R D6R III D6R STD D6R XL D6T D6T LGP D6T XL D6T XW
RI/CP1803		2G-2985 STRAIGHT PIN / STEEL UNPLATED	Puller Hole --	OFF-HIGHWAY TRUCK 776 776B 776C 776D
RI/CP/1804		307-8211 STRAIGHT PIN / STEEL HARD CHROME PLATED	No Puller Hole --	TRACK-TYPE LOADER 973 973D 973K
RI/CP/1805		9J-2593 STRAIGHT PIN / STEEL UNPLATED	Puller Hole None	TRACK-TYPE TRACTOR 10 10C 10S 10U 11 11SU 11U D10 D11 D11N D11R D11T, WHEEL DOZER 854G 854K













PRODUCT	REFERENCE NO.	Pin Type / Material Plating	Removal Aid / Feature Grease Passage	COMPATIBLE MODELS	
R/CP/1806		142-0300	STRAIGHT PIN / STEEL UNPLATED	Puller Hole None	TRACK-TYPE TRACTOR D11 D11R D11T
R/CP/1807		130-3434	STRAIGHT PIN / STEEL UNPLATED	Puller Hole None	TRACK-TYPE TRACTOR D11 D11R D11T
R/CP/1808		9J-2366	STRAIGHT PIN / STEEL UNPLATED	Puller Hole None	TRACK-TYPE TRACTOR 10 10C 10S 10U 11 11SU 11U D10 D11N D11R D11T, WHEEL DOZER 854G 854K
R/CP/1809		277-0564	FLAG PIN / STEEL HARD CHROME PLATED	Puller Hole --	TRACK-TYPE LOADER 953D 953K 953
R/CP/1810		6T-0410	STRAIGHT PIN / STEEL HARD CHROME PLATED	Puller Hole --	TRACK-TYPE TRACTOR 10 10SU 10U 58L 59 59L 59N D10N D10R D10T D10T2, WHEEL TRACTOR-SCRAPER TS180 TS185 TS220 TS225
R/CP/1811		102-1464	STRAIGHT PIN / STEEL NICKEL PLATED	Puller Hole --	OFF-HIGHWAY TRUCK 793 793B 793C 793D
R/CP/1812		330-7121	FLAG PIN / STEEL HARD CHROME PLATED	Puller Hole --	TRACK-TYPE LOADER 973 973D 973K
R/CP/1813		303-4717	FLAG PIN / STEEL HARD CHROME PLATED	Puller Hole --	WHEEL-TYPE LOADER 993K
R/CP/1814		7P-8749	FLAG PIN / STEEL HARD CHROME PLATED	Puller Hole --	TRACK-TYPE LOADER 973 973C 973D 973K
R/CP/1815		264-8251	STRAIGHT PIN / STEEL UNPLATED	No Puller Hole --	













PRODUCT	REFERENCE NO.	Pin Type / Material Plating	Removal Aid / Feature Grease Passage	COMPATIBLE MODELS
RI/CP/1816		8X-0763 FLAG PIN / STEEL HARD CHROME PLATED	Puller Hole --	WHEEL-TYPE LOADER 994D 994F 994H 994K 994
RI/CP/1817		7P-8754 FLAG PIN / STEEL HARD CHROME PLATED	Puller Hole None	TRACK-TYPE LOADER 973 973C 973D 973K
RI/CP/1818		9K-8427 FLAG PIN / STEEL HARD CHROME PLATED	Puller Hole --	EXCAVATOR 235 235B 235C 235D
RI/CP/1819		128-0294 FLAG PIN / STEEL HARD CHROME PLATED	Puller Hole --	WHEEL-TYPE LOADER 2007-09-21 19:06:03 928G 928HZ
RI/CP/1820		3T-0790 STRAIGHT PIN / STEEL UNPLATED	No Puller Hole --	PIPELAYER 589
RI/CP/1821		4E-1000 FLAG PIN / STEEL HARD CHROME PLATED	Puller Hole --	EXCAVATOR 235B 235C 235D
RI/CP/1822		4S-7138 STRAIGHT PIN / STEEL UNPLATED	No Puller Hole --	PIPELAYER 587R 587T 594 594H PL87
RI/CP1823		11I-2108 FLAG PIN / STEEL UNPLATED	No Puller Hole --	
RI/CP/1824		216-3868 FLAG PIN / STEEL HARD CHROME PLATED	Puller Hole None	TRACK-TYPE LOADER 973 973C 973D 973K
RI/CP/1825		222-2731 FLAG PIN / STEEL HARD CHROME PLATED	No Puller Hole --	TRACK-TYPE LOADER 973C












PRODUCT	REFERENCE NO.	Pin Type / Material Plating	Removal Aid / Feature Grease Passage	COMPATIBLE MODELS	
RI/CP/1826		7T-7303	FLAG PIN / STEEL UNPLATED	No Puller Hole --	TRACK-TYPE TRACTOR 10 D10N D10R D10T D10T2 D10, WHEEL DOZER 854K
RI/CP/1827		146-7990	FLAG PIN / STEEL HARD CHROME PLATED	Puller Hole --	WHEEL-TYPE LOADER 2007-09-21 19:06:03 1999-12-01 00:00:00 924G 924H 930G 930H
RI/CP/1828		9U-0502	FLAG PIN / STEEL HARD CHROME PLATED	Puller Hole --	EXCAVATOR 235C 235D
RI/CP/1829		147-9644	STRAIGHT PIN / STEEL HARD CHROME PLATED	Puller Hole --	WHEELED EXCAVATOR W345B II, EXCAVATOR 345B II 345B 345B II MH
RI/CP/1830		8X-0963	STRAIGHT PIN / STEEL UNPLATED	Puller Hole None	
RI/CP/1831		347-5658	FLAG PIN / STEEL HARD CHROME PLATED	Puller Hole --	WHEEL-TYPE LOADER 962K 950K 950M 962 962M
RI/CP/1832		347-8152	FLAG PIN / STEEL HARD CHROME PLATED	Puller Hole None	WHEEL-TYPE LOADER 938K 938M
RI/CP1833		122-6567	STRAIGHT PIN / STEEL HARD CHROME PLATED	Puller Hole --	EXCAVATOR 365B 365C 385B 385C 385C FS 5080 5090B
RI/CP/1834		186-9727	COLLET PIN / STEEL UNPLATED	No Puller Hole None	LOAD, HAUL, DUMP R1600 R1600G R1600H
RI/CP/1835		347-5651	FLAG PIN / STEEL HARD CHROME PLATED	Puller Hole None	WHEEL-TYPE LOADER 962K 950K 950M 962 962M













PRODUCT	REFERENCE NO.	Pin Type / Material Plating	Removal Aid / Feature Grease Passage	COMPATIBLE MODELS	
RI/CP/1836		315-1025	FLAG PIN / STEEL HARD CHROME PLATED	Puller Hole --	EXCAVATOR 374 374D L 374F 374F L
RI/CP/1837		255-1070	FLAG PIN / STEEL HARD CHROME PLATED	Puller Hole --	EXCAVATOR 345B II 345C 345C L 365C 365C L
RI/CP/1838		289-5983	FLAG PIN / STEEL HARD CHROME PLATED	Puller Hole --	EXCAVATOR 345C 345D L
RI/CP/1839		282-4710	FLAG PIN / STEEL UNPLATED	Puller Hole --	EXCAVATOR 345D L
RI/CP/1840		259-3980	FLAG PIN / STEEL HARD CHROME PLATED	Puller Hole --	EXCAVATOR 345C 345C L
RI/CP/1841		188-3357	FLAG PIN / STEEL HARD CHROME PLATED	Puller Hole --	WHEELED EXCAVATOR M318C M318C MH M318D M318D MH M320D2 M320F M322C M322D M322D MH M322D2 M322D2 MH M322F M324D2 MH, MATERIAL HANDLER MH3022 MH3024 MH3026
RI/CP/1842		254-2885	FLAG PIN / STEEL HARD CHROME PLATED	Puller Hole --	EXCAVATOR 325D 325D FM 325D L 329D 329D L 329D LN 329D2 329D2 L 330D2 330D2 L
RI/CP1843		307-0605	FLAG PIN / STEEL HARD CHROME PLATED	Puller Hole --	WORK TOOL PIN GRAB BUCKET, EXCAVATOR 336D L 345C 345D 345D L 349 349E 349E L 349E L VG
RI/CP/1844		141-3479	HEADED PIN / STEEL HARD CHROME PLATED	Puller Hole --	EXCAVATOR 345B 345B II 345B L
RI/CP/1845		106-6860	FLAG PIN / STEEL HARD CHROME PLATED	Puller Hole --	EXCAVATOR 350 L 350-A 350-A L








PRODUCT	REFERENCE NO.	Pin Type / Material Plating	Removal Aid / Feature Grease Passage	COMPATIBLE MODELS	
RI/CP/1846		41-6721	HEADED PIN / STEEL HARD CHROME PLATED	Puller Hole None	EXCAVATOR 350 L 350-A 350-A L 365B 365B II 365B L
RI/CP/1847		267-8871	STRAIGHT PIN / STEEL UNPLATED	No Puller Hole --	
RI/CP/1848		6T-4183	STRAIGHT PIN / STEEL UNPLATED	No Puller Hole --	PIPELAYER 589
RI/CP/1849		255-2823	STRAIGHT PIN / STEEL HARD CHROME PLATED	Puller Hole --	EXCAVATOR 345C
RI/CP/1850		195-1861	STRAIGHT PIN / STEEL HARD CHROME PLATED	Puller Hole --	WHEELED EXCAVATOR M322C M322D M322D MH M322D2 M322F M324D2 MH, MATERIAL HANDLER MH3024 MH3026
RI/CP/1851		212-2897	FLAG PIN / STEEL HARD CHROME PLATED	Puller Hole Greased Through Pin	EXCAVATOR 365C 385B 385C 385C L
RI/CP/1852		41-6720	STRAIGHT PIN / STEEL HARD CHROME PLATED	Puller Hole None	WORK TOOL PIN GRAB, EXCAVATOR 345B 345B II 345B L 350 L 350-A 350-A L 365B 365B II 365B L
RI/CP1853		241-7987	FLAG PIN / STEEL HARD CHROME PLATED	Puller Hole --	
RI/CP/1844		250-2404	FLAG PIN / STEEL HARD CHROME PLATED	Puller Hole --	WHEELED EXCAVATOR M325C MH, EXCAVATOR 325C 325C L
RI/CP/1855		260-2385	FLAG PIN / STEEL HARD CHROME PLATED	Puller Hole --	EXCAVATOR 325D 325D FM LL 325D L 325D MH 329D 329D L 329D LN 329D2 329D2 L 330D2 330D2 L M325D L MH M325D MH, MATERIAL HANDLER M325D L MH M325D MH

PRODUCT	REFERENCE NO.	Pin Type / Material Plating	Removal Aid / Feature Grease Passage	COMPATIBLE MODELS
RI/CP/1856		284-8163 STRAIGHT PIN / STEEL HARD CHROME PLATED	Puller Hole --	 EXCAVATOR 328D LCR
RI/CP/1857		269-1493 FLAG PIN / STEEL HARD CHROME PLATED	Puller Hole --	EXCAVATOR 335 335F 335F LCR
RI/CP/1858		393-8013 FLAG PIN / STEEL HARD CHROME PLATED	Puller Hole --	EXCAVATOR 330B L 330C FM 330D FM 568 FM 568 FM LL
RI/CP/1859		132-5967 STRAIGHT PIN / STEEL UNPLATED	Puller Hole --	EXCAVATOR 375-A 375-A L 5080
RI/CP/1860		7Y-3587 STRAIGHT PIN / STEEL HARD CHROME PLATED	Puller Hole --	EXCAVATOR 350 L 350-A 350-A L
RI/CP/1861		146-0593 STRAIGHT PIN / STEEL HARD CHROME PLATED	Puller Hole --	WHEELED EXCAVATOR W330B, EXCAVATOR 330 L 330 LN 330-A 330-A L 330-A L 330-A LN 330B 330B L 330B LN
RI/CP/1862		61-5079 FLAG PIN / STEEL HARD CHROME PLATED	Puller Hole --	OFF-HIGHWAY TRUCK 784B 784C 785B 785C 785D 785G 785
RI/CP1863		150-6308 STRAIGHT PIN / STEEL NICKEL PLATED	Puller Hole --	OFF-HIGHWAY TRUCK 784B 784C 785 785B
RI/CP/1864		6G-7082 STRAIGHT PIN / STEEL NICKEL PLATED	No Puller Hole --	WHEEL-TYPE LOADER 950B 950B/950E 950E 950F 950F II 950G 950G II 950H 950L 950M Z 960F 962G 962G II 962H 962L 962M Z
RI/CP/1865		9C-0093 FLAG PIN / STEEL HARD CHROME PLATED	Puller Hole None	






PRODUCT	REFERENCE NO.	Pin Type / Material Plating	Removal Aid / Feature Grease Passage	COMPATIBLE MODELS
RI/CP/1866		4V-2115 COLLET PIN / STEEL HARD CHROME PLATED	No Puller Hole None	WHEEL-TYPE LOADER 988B 988F 988F II, LOAD, HAUL, DUMP R1600 R1600G R1600H R1700 II R1700G R2900 R2900G R3000H
RI/CP/1867		5V-1514 FLAG PIN / STEEL HARD CHROME PLATED	Puller Hole --	WHEEL-TYPE LOADER 950B 950B/950E 950E
RI/CP/1868		6T-0141 HEADED PIN / STEEL HARD CHROME PLATED	Puller Hole --	TRACK-TYPE TRACTOR 11 11SU 11U D11 D11N D11R D11T
RI/CP/1869		4T-2805 FLAG PIN / STEEL UNPLATED	Puller Hole --	TRACK-TYPE TRACTOR 11 11SU 11U D11 D11N D11R D11T
RI/CP/1870		5J-7983 FLAG PIN / STEEL UNPLATED	No Puller Hole --	WHEEL TRACTOR-SCRAPER 631C 631D 633C 633D 637 637D 639D
RI/CP/1871		7P-6865 FLAG PIN / STEEL HARD CHROME PLATED	Puller Hole None	TRACK-TYPE LOADER 963 963B 963C 963D 963K
RI/CP/1872		9V-2576 FLAG PIN / STEEL HARD CHROME PLATED	Puller Hole --	WHEEL-TYPE LOADER 992C 992D
RI/CP1873		4T-8901 FLAG PIN / STEEL UNPLATED	Puller Hole --	TRACK-TYPE TRACTOR 11 11SU 11U D11 D11N D11R D11T
RI/CP/1874		9V-2580 FLAG PIN / STEEL HARD CHROME PLATED	Puller Hole --	WHEEL-TYPE LOADER 992C 992D
RI/CP/1875		297-1227 STRAIGHT PIN / STEEL NICKEL PLATED	No Puller Hole --	













PRODUCT	REFERENCE NO.	Pin Type / Material Plating	Removal Aid / Feature Grease Passage	COMPATIBLE MODELS	
RI/CP/1876		241-5006	COLLET PIN / STEEL UNPLATED	Puller Hole --	EXCAVATOR 325C
RI/CP/1877		296-9546	FLAG PIN / STEEL HARD CHROME PLATED	No Puller Hole --	MINI HYDRAULIC EXCAVATOR 308D 308E 308E2 CR
RI/CP/1878		61-7379	STRAIGHT PIN / STEEL UNPLATED	Puller Hole --	EXCAVATOR 5130 5130B
RI/CP/1879		174-1521	FLAG PIN / STEEL UNPLATED	Puller Hole --	MOTOR GRADER 24 24H 24M
RI/CP/1880		106-6880	FLAG PIN / STEEL HARD CHROME PLATED	Puller Hole --	EXCAVATOR 375-A 375-A L 385B 385C 385C L 5080
RI/CP/1881		196-7365	FLAG PIN / STEEL UNPLATED	No Puller Hole None	WHEEL-TYPE LOADER 988G 988H
RI/CP/1882		168-4331	FLAG PIN / STEEL HARD CHROME PLATED	Puller Hole None	WHEEL-TYPE LOADER 988G 988H
RI/CP1883		330-2829	FLAG PIN / STEEL HARD CHROME PLATED	Puller Hole --	EXCAVATOR 390D 390D L 390F 390F L 395
RI/CP/1884		102-2304	STRAIGHT PIN / STEEL UNPLATED	Puller Hole --	EXCAVATOR 5230 5230B
RI/CP/1885		4E-9410	HEADED PIN / STEEL HARD CHROME PLATED	Puller Hole --	EXCAVATOR 365B 365C 385B 385C 385C FS 5080 5090B



















PRODUCT	REFERENCE NO.	Pin Type / Material Plating	Removal Aid / Feature Grease Passage	COMPATIBLE MODELS	
RI/CP/1886		61-7350	STRAIGHT PIN / STEEL ZINC PLATED	Puller Hole --	EXCAVATOR 5130 5130B
RI/CP/1887		132-8674	FLAG PIN / STEEL UNPLATED	No Puller Hole None	WHEEL-TYPE LOADER 990 990 II
RI/CP/1888		203-7394	HEADED PIN / STEEL HARD CHROME PLATED	No Puller Hole --	EXCAVATOR 314C 314D CR 314D LCR 314E CR 314E LCR 314F CR 315F LCR
RI/CP/1889		198-6285	FLAG PIN / STEEL HARD CHROME PLATED	Puller Hole --	WHEELED EXCAVATOR M322C M322D M322D MH M322D2 M322F M324D2 MH, MATERIAL HANDLER MH3024 MH3026
RI/CP/1890		365-6815	FLAG PIN / STEEL HARD CHROME PLATED	Puller Hole None	EXCAVATOR 349 349E L 349E L VG 349F L 352 352F-VG
RI/CP/1891		470-2240	FLAG PIN / STEEL HARD CHROME PLATED	Puller Hole --	
RI/CP/1892		251-2547	FLAG PIN / STEEL HARD CHROME PLATED	Puller Hole --	EXCAVATOR 324D L 325D L 330C L 330D 330D FM 330D L 330D LN 336D 336D L 336D LN 336D2 336D2 GC 336D2 L 336D2 L XE 336D2 LXE 336D2 XE 340 340D L 340D2 L 340F 340F L UHD 568 FM
RI/CP1893		250-2440	FLAG PIN / STEEL HARD CHROME PLATED	Puller Hole --	EXCAVATOR 325C 330C 330C L 330C LN 330D L 330D MH, MATERIAL HANDLER MH3250
RI/CP/1894		324-0946	FLAG PIN / STEEL HARD CHROME PLATED	Puller Hole --	EXCAVATOR 336E 336E L 336E LN
RI/CP/1895		284-1968	FLAG PIN / STEEL HARD CHROME PLATED	Puller Hole --	EXCAVATOR 340 340F 340F L UHD













PRODUCT	REFERENCE NO.	Pin Type / Material Plating	Removal Aid / Feature Grease Passage	COMPATIBLE MODELS
RI/CP/1896		235-7567 FLAG PIN / STEEL HARD CHROME PLATED	Puller Hole None	WHEELED EXCAVATOR W345C MH, EXCAVATOR 345B II 345C 345C L 345C MH 345D 345D L 345D L VG 349D 349D L 349D2 349D2 L 352 352 UHD, MATERIAL HANDLER MH3260
RI/CP/1897		308-8981 FLAG PIN / STEEL HARD CHROME PLATED	Puller Hole --	EXCAVATOR 345D 345D L 345D L VG 349D 349D L 349D2 349D2 L
RI/CP/1898		157-9215 HEADED PIN / STEEL HARD CHROME PLATED	No Puller Hole --	EXCAVATOR 314C 314D CR 314D LCR 314E CR 314E LCR 314F CR 315F LCR
RI/CP/1899		235-7736 FLAG PIN / STEEL HARD CHROME PLATED	Puller Hole None	EXCAVATOR 345B II 345C 345C L 345D 345D L 345D L VG 349D 349D L 349D2 349D2 L
RI/CP/1900		123-5342 FLAG PIN / STEEL HARD CHROME PLATED	No Puller Hole --	EXCAVATOR 345B II 345B L 350 L 350-A 350-A L 365B 365B II 365C 365C L 375-A L 385B 385C L 5080
RI/CP/1901		217-2511 COLLET PIN / STEEL UNPLATED	Puller Hole --	EXCAVATOR 330D L
RI/CP/1902		217-2509 STRAIGHT PIN / STEEL HARD CHROME PLATED	No Puller Hole --	EXCAVATOR 330C 330D L 340 340F 340F L UHD
RI/CP1903		251-2542 FLAG PIN / STEEL HARD CHROME PLATED	Puller Hole --	WHEELED EXCAVATOR M330D, EXCAVATOR 330D 330D FM 330D L 330D LN 330D MH 336D 336D L 336D LN 336D2 336D2 GC 336D2 L 336D2 L XE 336D2 LXE 336D2 XE 340D L 340D2 L
RI/CP/1904		250-2436 FLAG PIN / STEEL HARD CHROME PLATED	Puller Hole --	EXCAVATOR 330C 330C L 330C LN
RI/CP/1905		173-3752 HEADED PIN / STEEL HARD CHROME PLATED	No Puller Hole --	EXCAVATOR 5110B






PRODUCT	REFERENCE NO.	Pin Type / Material Plating	Removal Aid / Feature Grease Passage	COMPATIBLE MODELS	
RI/CP/1906		296-9557	FLAG PIN / STEEL HARD CHROME PLATED	No Puller Hole --	EXCAVATOR 307C
RI/CP/1907		153-1653	FLAG PIN / STEEL HARD CHROME PLATED	No Puller Hole --	MINI HYDRAULIC EXCAVATOR 307B, EXCAVATOR 307C 307B
RI/CP/1908		296-9559	FLAG PIN / STEEL HARD CHROME PLATED	No Puller Hole Greased Through Pin	EXCAVATOR 307C
RI/CP/1909		208-3759	FLAG PIN / STEEL UNPLATED	No Puller Hole --	TRACK-TYPE TRACTOR D3G D4G D5G
RI/CP/1910		171-8114	HEADED PIN / STEEL UNPLATED	No Puller Hole --	WORK TOOL MP30 P235 P335 S340 S440 VHC-50 VHP-50 VHS-50 VT50
RI/CP/1911		314-9181	HEADED PIN / STEEL UNPLATED	No Puller Hole --	WORK TOOL P225 P325 VHC-40 VHP-40
RI/CP/1912		8K-3712	FLAG PIN / STEEL HARD CHROME PLATED	Puller Hole --	EXCAVATOR 213B 235 245 245B 245D
RI/CP1913		8W-9610	STRAIGHT PIN / STEEL NICKEL PLATED	No Puller Hole --	OFF-HIGHWAY TRUCK 789 789B 793 793B
RI/CP/1914		9U-2747	FLAG PIN / STEEL HARD CHROME PLATED	No Puller Hole --	EXCAVATOR 235D
RI/CP/1915		8V-8135	FLAG PIN / STEEL HARD CHROME PLATED	Puller Hole --	EXCAVATOR 245 245B

PRODUCT	REFERENCE NO.	Pin Type / Material Plating	Removal Aid / Feature Grease Passage	COMPATIBLE MODELS	
RI/CP/1916		6G-7345	STRAIGHT PIN / STEEL UNPLATED	No Puller Hole None	OFF-HIGHWAY TRUCK 785
RI/CP/1917		3V-7376	TAPERED HITCH PIN / STEEL UNPLATED	No Puller Hole --	WHEEL-TYPE LOADER 992C 992D
RI/CP/1918		5T-5768	STRAIGHT PIN / STEEL UNPLATED	No Puller Hole --	OFF-HIGHWAY TRUCK 789
RI/CP/1919		1U-2397	HEADED PIN / STEEL UNPLATED	No Puller Hole --	WHEEL TRACTOR-SCRAPER 633D 639D
RI/CP/1920		17I-8113	HEADED PIN / STEEL UNPLATED	Puller Hole --	WORK TOOL MP30 VT50
RI/CP/1921		308-8947	FLAG PIN / STEEL HARD CHROME PLATED	Puller Hole --	EXCAVATOR 345D 345D L 345D L VG 349D 349D L 349D2 349D2 L
RI/CP/1922		4E-8724	STRAIGHT PIN / STEEL HARD CHROME PLATED	Puller Hole None	EXCAVATOR 365B 365B II 365C 385C 385C FS 5080 5090B
RI/CP/1923		367-1436	FLAG PIN / STEEL HARD CHROME PLATED	Puller Hole None	WORK TOOL S3090, EXCAVATOR 374 374D L 374F 374F L
RI/CP/1924		158-3847	FLAG PIN / STEEL HARD CHROME PLATED	Puller Hole --	EXCAVATOR 365B 365B L
RI/CP/1925		4I-6962	FLAG PIN / STEEL HARD CHROME PLATED	Puller Hole --	EXCAVATOR 375-A 375-A L 5080













PRODUCT	REFERENCE NO.	Pin Type / Material Plating	Removal Aid / Feature Grease Passage	COMPATIBLE MODELS	
RI/CP/1926		106-6838	FLAG PIN / STEEL HARD CHROME PLATED	Puller Hole --	EXCAVATOR 350-A 350-A L 365B 375-A 375-A L 5080
RI/CP/1927		297-9158	STRAIGHT PIN / STEEL UNPLATED	Puller Hole --	EXCAVATOR 374 395 345B II 345C 345C L 365B 365B II 365B L 365C 365C L 365C L MH 374D L 374F 374F L 385B 385C 385C FS 385C L 385C L MH 390D 390D L 390F 390F L 5090B, MATERIAL HANDLER MH3295
RI/CP/1928		4E-937	STRAIGHT PIN / STEEL HARD CHROME PLATED	No Puller Hole Greased Through Pin	EXCAVATOR 365B 365C 385B 385C 385C FS 5080 5090B
RI/CP/1929		234-4038	FLAG PIN / STEEL HARD CHROME PLATED	Puller Hole --	EXCAVATOR 365B 365B II 365C 365C L 365C L MH 374D L
RI/CP/1930		7Y-9908	HEADED PIN / STEEL HARD CHROME PLATED	Puller Hole None	EXCAVATOR 365B 365B II 365B L 375-A 375-A L 5080
RI/CP/1931		234-3962	FLAG PIN / STEEL HARD CHROME PLATED	Puller Hole None	EXCAVATOR 385B 385C 385C L
RI/CP/1932		195-5394	FLAG PIN / STEEL HARD CHROME PLATED	Puller Hole --	EXCAVATOR 385B
RI/CP1933		4I-4922	FLAG PIN / STEEL HARD CHROME PLATED	Puller Hole --	EXCAVATOR 375-A 375-A L 5080
RI/CP/1934		195-5580	FLAG PIN / STEEL HARD CHROME PLATED	Puller Hole None	WORK TOOL S3090, EXCAVATOR 395 365C 385B 385C 385C L 390D 390D L 390F 390F L
RI/CP/1935		7Y-9945	STRAIGHT PIN / STEEL HARD CHROME PLATED	Puller Hole --	EXCAVATOR 365B 365B II 365B L 375-A 375-A L 5080













PRODUCT		REFERENCE NO.	Pin Type / Material Plating	Removal Aid / Feature Grease Passage	COMPATIBLE MODELS
RI/CP/1936		195-5583	FLAG PIN / STEEL HARD CHROME PLATED	Puller Hole None	EXCAVATOR 385B 385C 385C L
RI/CP/1937		282-4753	FLAG PIN / STEEL UNPLATED	Puller Hole --	EXCAVATOR 365C
RI/CP/1938		7Y-3585	STRAIGHT PIN / STEEL HARD CHROME PLATED	No Puller Hole --	EXCAVATOR 375-A 375-A L 5080
RI/CP/1939		234-3942	FLAG PIN / STEEL HARD CHROME PLATED	Puller Hole --	WHEELED EXCAVATOR W345C MH, EXCAVATOR 345C 345C L 345C MH 345D 345D L 345D L VG 349D 349D L 349D2 349D2 L
RI/CP/1940		106-6859	FLAG PIN / STEEL HARD CHROME PLATED	Puller Hole --	EXCAVATOR 350 L 350-A 350-A L
RI/CP/1941		7Y-9900	STRAIGHT PIN / STEEL HARD CHROME PLATED	Puller Hole None	EXCAVATOR 365B 365B II 365C 375-A 375-A L 385C 385C FS 5080 5090B
RI/CP/1942		4V-0220	STRAIGHT PIN / STEEL HARD CHROME PLATED	Puller Hole --	WHEEL-TYPE LOADER 988B
RI/CP1943		9D-7462	STRAIGHT PIN / STEEL UNPLATED	No Puller Hole --	OFF-HIGHWAY TRUCK 772 772B 776 776B 776C 776D
RI/CP/1944		169-7109	HEADED PIN / STEEL UNPLATED	No Puller Hole --	WORK TOOL MP20 VT40
RI/CP/1945		117-5313	FLAG PIN / STEEL HARD CHROME PLATED	Puller Hole --	EXCAVATOR 375-A 375-A L













PRODUCT	REFERENCE NO.	Pin Type / Material Plating	Removal Aid / Feature Grease Passage	COMPATIBLE MODELS	
RI/CP/1946		138-9322	FLAG PIN / STEEL UNPLATED	Puller Hole None	WHEEL-TYPE LOADER 994 994D
RI/CP/1947		8P-8827	STRAIGHT PIN / STEEL HARD CHROME PLATED	Puller Hole --	TRACK-TYPE TRACTOR 10 10C 10S 10U 11 11SU 11U D10 D11N D11R D11T
RI/CP/1948		6I-7763	STRAIGHT PIN / STEEL UNPLATED	Puller Hole --	EXCAVATOR 5230 5230B
RI/CP/1949		138-9320	FLAG PIN / STEEL UNPLATED	Puller Hole None	WHEEL-TYPE LOADER 994 994D
RI/CP/1950		322-4509	HEADED PIN / STEEL UNPLATED	No Puller Hole --	WORK TOOL P235 P335 VHC-50 VHP-50
RI/CP/1951		330-2624	FLAG PIN / STEEL HARD CHROME PLATED	Puller Hole None	EXCAVATOR 390D 390D L
RI/CP/1952		9D-7461	STRAIGHT PIN / STEEL UNPLATED	Puller Hole --	OFF-HIGHWAY TRUCK 772 772B 776 776B 776C 776D
RI/CP1953		195-5578	FLAG PIN / STEEL HARD CHROME PLATED	Puller Hole --	EXCAVATOR 365C 385B 385C 385C L
RI/CP/1954		4E-8764	STRAIGHT PIN / STEEL HARD CHROME PLATED	Puller Hole --	EXCAVATOR 345B 345B II 345B L 5080
RI/CP/1955		208-1922	STRAIGHT PIN / STEEL HARD CHROME PLATED	Puller Hole None	EXCAVATOR 374 365B 365B II 365C 365C L 365C L MH 374D L 374F 374F L 390F













PRODUCT	REFERENCE NO.	Pin Type / Material Plating	Removal Aid / Feature Grease Passage	COMPATIBLE MODELS	
RI/CP/1956		148-3148	FLAG PIN / STEEL HARD CHROME PLATED	Puller Hole --	EXCAVATOR 365B 365B L
RI/CP/1957		234-4034	FLAG PIN / STEEL HARD CHROME PLATED	Puller Hole --	EXCAVATOR 365B 365B II
RI/CP/1958		459-5572	SOLID / STEEL UNPLATED	--	EXPANDED MINING PRODUCTS 7495
RI/CP/1959		364-4921	FLAG PIN / STEEL HARD CHROME PLATED	Puller Hole None	EXCAVATOR 390F
RI/CP/1960		248-2528	FLAG PIN / STEEL HARD CHROME PLATED	No Puller Hole --	WHEEL-TYPE LOADER 992K
RI/CP/1961		330-2775	FLAG PIN / STEEL HARD CHROME PLATED	Puller Hole --	EXCAVATOR 390D 390D L
RI/CP/1962		295-6917	FLAG PIN / STEEL UNPLATED	Puller Hole --	OFF-HIGHWAY TRUCK 795F AC 795F XQ 797B 797F
RI/CP1963		328-2251	STRAIGHT PIN / STEEL UNPLATED	Puller Hole --	OFF-HIGHWAY TRUCK 797B 797F
RI/CP/1964		264-2388	FLAG PIN / STEEL UNPLATED	Puller Hole --	OFF-HIGHWAY TRUCK 797 797B
RI/CP/1965		178-6245	FLAG PIN / STEEL HARD CHROME PLATED	Puller Hole None	WHEEL-TYPE LOADER 994D 994F 994H













PRODUCT	REFERENCE NO.	Pin Type / Material Plating	Removal Aid / Feature Grease Passage	COMPATIBLE MODELS	
RI/CP/1966		234-2074	COLLET PIN / STEEL UNPLATED	Puller Hole --	EXCAVATOR 365B II 365C 365C L 385B
RI/CP/1967		234-2746	STRAIGHT PIN / STEEL HARD CHROME PLATED	Puller Hole --	EXCAVATOR 365B II 365C 365C L 385B 385C L
RI/CP/1968		173-3755	STRAIGHT PIN / STEEL HARD CHROME PLATED	Puller Hole --	EXCAVATOR 510B
RI/CP/1969		1V-8355	HEADED PIN / STEEL UNPLATED	Puller Hole --	WHEEL-TYPE LOADER 992C 992D
RI/CP/1970		446-4728	HEADED PIN / STEEL UNPLATED	No Puller Hole --	EXPANDED MINING PRODUCTS 7495
RI/CP/1971		7J-6892	STRAIGHT PIN / STEEL UNPLATED	No Puller Hole --	WHEEL TRACTOR-SCRAPER 613 613B
RI/CP/1972		186-5687	STRAIGHT PIN / STEEL HARD CHROME PLATED	Puller Hole --	EXCAVATOR 365B 365B II 365C 385C 385C FS 5090B
RI/CP1973		171-6757	STRAIGHT PIN / STEEL UNPLATED	Puller Hole None	WHEEL-TYPE LOADER 988G 988H
RI/CP/1964		295-4144	FLAG PIN / STEEL UNPLATED	Puller Hole --	OFF-HIGHWAY TRUCK 795F AC 795F XQ 797 797B 797F
RI/CP/1975		115-7787	COLLET PIN / STEEL HARD CHROME PLATED	No Puller Hole None	WHEEL-TYPE LOADER 988K 988K XE 990 990 II 990H 990K 992













PRODUCT	REFERENCE NO.	Pin Type / Material Plating	Removal Aid / Feature Grease Passage	COMPATIBLE MODELS	
RI/CP/1976		108-9258	STRAIGHT PIN / STEEL UNPLATED	Puller Hole None	EXCAVATOR 5130 5130B
RI/CP/1977		142-3692	STRAIGHT PIN / STEEL UNPLATED	Puller Hole --	EXCAVATOR 5230 5230B
RI/CP/1978		156-9806	COLLET PIN / STEEL HARD CHROME PLATED	Puller Hole --	OFF-HIGHWAY TRUCK 797
RI/CP/1979		156-9804	COLLET PIN / STEEL HARD CHROME PLATED	Puller Hole --	OFF-HIGHWAY TRUCK 797 797B 797F
RI/CP/1980		4E-5604	COLLET PIN / STEEL HARD CHROME PLATED	No Puller Hole None	WHEEL-TYPE LOADER 990 990 II 990H 990K
RI/CP/1981		4E-5594	FLAG PIN / STEEL HARD CHROME PLATED	No Puller Hole None	WHEEL-TYPE LOADER 988K 988K XE 990 990 II 990H 990K 992
RI/CP/1982		286-8082	STRAIGHT PIN / STEEL HARD CHROME PLATED	Puller Hole --	OFF-HIGHWAY TRUCK 795F AC 795F XQ
RI/CP1983		186-5686	STRAIGHT PIN / STEEL HARD CHROME PLATED	Puller Hole None	EXCAVATOR 365B 365B II 365C 385C 385C FS 5090B
RI/CP/1984		126-3292	STRAIGHT PIN / STEEL UNPLATED	Puller Hole None	EXCAVATOR 5130 5130B
RI/CP/1985		9C-1591	COLLET PIN / STEEL HARD CHROME PLATED	No Puller Hole --	WHEEL-TYPE LOADER 992C 992D









PRODUCT	REFERENCE NO.	Pin Type / Material Plating	Removal Aid / Feature Grease Passage	COMPATIBLE MODELS
RI/CP/1986		245-1559 COLLET PIN / STEEL UNPLATED	No Puller Hole None	WHEEL-TYPE LOADER 994 994D 994F 994H
RI/CP/1987		TV-8030 COLLET PIN / STEEL HARD CHROME PLATED	No Puller Hole None	WHEEL-TYPE LOADER 992C 992D, LOAD, HAUL, DUMP R2900 R2900G
RI/CP/1988		172-3722 HEADED PIN / STEEL UNPLATED	No Puller Hole --	WORK TOOL MP30 VT50
RI/CP/1989		209-9130 FLAG PIN / STEEL HARD CHROME PLATED	Puller Hole --	EXCAVATOR 5110B
RI/CP/1990		173-3754 STRAIGHT PIN / STEEL HARD CHROME PLATED	Puller Hole --	EXCAVATOR 5110B
RI/CP/1991		311-8692 FLAG PIN / STEEL HARD CHROME PLATED	Puller Hole --	OFF-HIGHWAY TRUCK 795F AC 795F XQ
RI/CP/1992		8X-0149 TAPERED HITCH PIN / STEEL NICKEL PLATED	Puller Hole --	WHEEL-TYPE LOADER 994 994D 994F 994H
RI/CP1983		253-0446 FLAG PIN / STEEL UNPLATED	Puller Hole --	WHEEL-TYPE LOADER 993K
RI/CP/1994		172-7813 FLAG PIN / STEEL HARD CHROME PLATED	Puller Hole --	EXPANDED MINING PRODUCTS 6015 LD350 6015B, EXCAVATOR 5110B
RI/CP/1995		107-8013 STRAIGHT PIN / STEEL UNPLATED	Puller Hole None	EXCAVATOR 5130 5130B 5230 5230B



PRODUCT	REFERENCE NO.	Pin Type / Material Plating	Removal Aid / Feature Grease Passage	COMPATIBLE MODELS
RI/CP/1996 	107-3244	FLAG PIN / STEEL UNPLATED	Puller Hole None	EXCAVATOR 5130 5130B
RI/CP/1997 	172-7806	FLAG PIN / STEEL HARD CHROME PLATED	Puller Hole --	EXPANDED MINING PRODUCTS 6015 LD350 6015B, EXCAVATOR 5110B
RI/CP/1998 	172-7792	FLAG PIN / STEEL UNPLATED	Puller Hole --	WHEEL-TYPE LOADER 992, EXPANDED MINING PRODUCTS 6015 LD350 6015B, EXCAVATOR 5110B
RI/CP/1999 	426-3184	FLAG PIN / STEEL HARD CHROME PLATED	Puller Hole None	EXPANDED MINING PRODUCTS 6015B 6015 LD350
RI/CP/2000 	248-2527	STRAIGHT PIN / STEEL HARD CHROME PLATED	Puller Hole Greased Through Pin	WHEEL-TYPE LOADER 992K
RI/CP/2001 	248-2526	STRAIGHT PIN / STEEL HARD CHROME PLATED	Puller Hole None	WHEEL-TYPE LOADER 992K
RI/CP/2002 	173-3753	HEADED PIN / STEEL HARD CHROME PLATED	Puller Hole --	EXCAVATOR 5110B
RI/CP2003 	172-7788	STRAIGHT PIN / STEEL HARD CHROME PLATED	No Puller Hole --	EXPANDED MINING PRODUCTS 6015 LD350 6015B, EXCAVATOR 5110B
RI/CP/2004 	144-8300	STRAIGHT PIN / STEEL UNPLATED	Puller Hole None	WHEEL-TYPE LOADER 992G
RI/CP/2005 	115-5447	STRAIGHT PIN / STEEL UNPLATED	Puller Hole None	EXCAVATOR 5230 5230B



PRODUCT	REFERENCE NO.	Pin Type / Material Plating	Removal Aid / Feature Grease Passage	COMPATIBLE MODELS	
RI/CP/2006		4E-8152	STRAIGHT PIN / STEEL UNPLATED	Puller Hole --	WHEEL-TYPE LOADER 990 990 II 990H 990K 992G 992K 992, WHEEL DOZER 844 844H 844K 854C 854K
RI/CP/2007		462-1471	STRAIGHT PIN / STEEL UNPLATED	Puller Hole None	EXPANDED MINING PRODUCTS 7495
RI/CP/2008		437-0752	STRAIGHT PIN / STEEL UNPLATED	Puller Hole --	EXPANDED MINING PRODUCTS 6020B
RI/CP/2009		208-5008	FLAG PIN / STEEL HARD CHROME PLATED	Puller Hole --	EXCAVATOR 5110B
RI/CP/2010		486-9198	FLAG PIN / STEEL HARD CHROME PLATED	Puller Hole --	EXPANDED MINING PRODUCTS 6015B 6015 LD350
RI/CP/2011		108-9256	STRAIGHT PIN / STEEL UNPLATED	Puller Hole None	EXCAVATOR 5130 5130B
RI/CP/2012		8X-0662	COLLET PIN / STEEL HARD CHROME PLATED	Puller Hole --	WHEEL-TYPE LOADER 994 994D 994F 994H
RI/CP2013		335-0752	COLLET PIN / STEEL HARD CHROME PLATED	No Puller Hole None	WHEEL-TYPE LOADER 994F 994H 994K
RI/CP/2014		439-9247	STRAIGHT PIN / STEEL UNPLATED	Puller Hole None	EXPANDED MINING PRODUCTS 7495
RI/CP/2015		8X-0660	COLLET PIN / STEEL HARD CHROME PLATED	No Puller Hole None	WHEEL-TYPE LOADER 994 994D 994F 994H 994K



RI/CP/2016



462-9886

HEADED PIN / STEEL
UNPLATED

No Puller Hole
--

EXPANDED MINING PRODUCTS 7495

RI/CP/2017



110-6638

STRAIGHT PIN / STEEL
ZINC PLATED

Puller Hole
--

EXCAVATOR 5230 5230B

RI/CP/2018



102-2298

STRAIGHT PIN / STEEL
ZINC PLATED

Puller Hole
--

EXCAVATOR 5230 5230B

RI/CP/2019



245-1558

COLLET PIN / STEEL
HARD CHROME PLATED

No Puller Hole
--

WHEEL-TYPE LOADER 994F 994H 994K

RI/CP/2020



4E-5599

FLAG PIN / STEEL
HARD CHROME PLATED

No Puller Hole
None

WHEEL-TYPE LOADER 990 990 II 990H 990K 992

RI/CP/2021



61-7371

STRAIGHT PIN / STEEL
UNPLATED

Puller Hole
None

EXCAVATOR 5130 5130B

RI/CP/2022



475-1743

STRAIGHT PIN / STEEL
UNPLATED

Puller Hole
None

EXCAVATOR 5130 5130B

RI/CP/2023



251-6341

STRAIGHT PIN / STEEL
UNPLATED

Puller Hole
--

EXPANDED MINING PRODUCTS 6030

RI/CP/2024



475-1617

STRAIGHT PIN / STEEL
UNPLATED

Puller Hole
None

EXPANDED MINING PRODUCTS 6060



REACH US

1632-33, HSIIDC, Sector-38, Rai Industrial Estate, Phase-1
Sonapat - 131029, Haryana, India